

BROADCAST[®] engineering

AN INTERTEC PUBLICATION

March 1988/\$3

NAB '88: BROADCASTING & DEMOCRACY

Facility
planning
p.96

Announcing Master-21™ from GVG.

Master control that's expansive. Without being expensive.



Introducing the new MASTER-21™ Master Control System from Grass Valley Group.

With its standard high performance features, available options, and built-in GVG quality, MASTER-21 packs more power than you've ever seen in any master control system.

Let alone in a *complete* system priced around \$17,000.

The MASTER-21 system is the first master control

system ever designed with a *keyed-in video status display*, so you can monitor preset events and transitions.

Plus a long list of standard features including 16 inputs, stereo audio, a keyer with matte generator, pre-roll, and RS-232/422 serial control of *every* active function on the panel.

The new MASTER-21 Master Control System from GVG. The price/performance breakthrough you must see to appreciate.

For complete details, contact the Grass Valley Group office nearest you.

Grass Valley Group®

A TEKTRONIX COMPANY

THE GRASS VALLEY GROUP INC.
P.O. Box 1114, Grass Valley, CA 95945 USA
Telephone (916) 478-3000
TRT: 160432

OFFICES: New York (201) 845-7988; District of Columbia (301) 622-6313; Atlanta (404) 493-1255; Chicago (219) 264-0931; Minneapolis (612) 483-2594; Dallas/Fort Worth (817) 483-7447; Los Angeles (818) 999-2303; San Francisco (415) 968-6680; GVG International Ltd. (UK) +44-962-843939; Grass Valley Group Asia (HK) +852-3-7396632

Hi-Performance Communication



In A Compact, Maneuverable System

Midwest utilizes a heavy-duty structural system to combine a 1.8M dual offset-fed antenna with an extended body one-ton van. The result is a powerful satellite communications system that can maneuver easily in city traffic or on narrow country roads.

The Vertex 1.8M antenna has a transmit gain of 46.6 dbi and meets the 29-25 log θ FCC 2° spacing curves. The standard RF package includes a single thread 300 watt TWT amplifier, a Ku exciter with two agile audio subcarriers, a Ku receiver and a spectrum monitor. Modular dual 200 watt phase combined amplifiers, providing fail-safe

redundancy are optional, as are several baseband equipment packages. The S-18's spacious, acoustically treated interior provides an optimum work environment. The unit has ample storage space, and there is enough room for the addition of a VTR editing system.

The S-18 is a flexible satellite communications system, ideal for up-linking news or special events, and easily adaptable for voice and data applications.

Contact Midwest for complete information.

The Midwest S-18. Performance and Flexibility. In a compact, maneuverable package.



MIDWEST
Communications Corp.

One Sperti Drive
Edgewood, KY 41017
606-331-8990

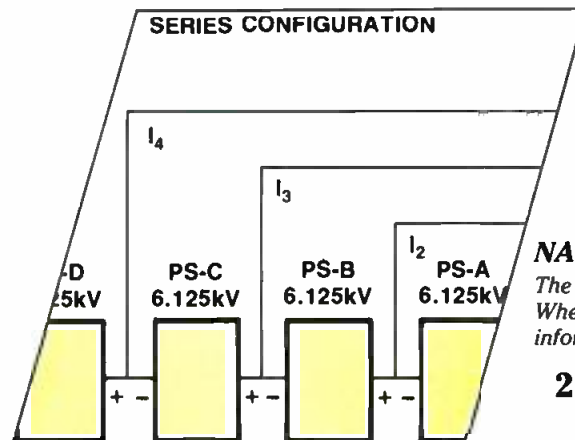
See us at NAB at indoor booth No. 4342 and outdoor booth No. A117"

Circle (3) on Reply Card

www.americanradiohistory.com

Contents

March 1988 • Volume 30 • Number 3



Page 36



Page 98



Page 124

BROADCAST engineering

NAB PREVIEW ISSUE:

The broadcast industry's main event returns to Las Vegas. Whether or not you attend this year, use the following information to get the most from the 1988 NAB convention.

26 NAB '88: Broadcasting & Democracy

By Ed Williams, NAB, Washington, DC

A rundown of technical papers and sessions.

133 Exhibitor Map

Your guide to exhibitor displays and meeting rooms.

150 Exhibitor Listings

Who's exhibiting and what products they'll display.

199 New at NAB

A detailed summary of products to be introduced.

SETTING THE PACE FOR BROADCASTING:

36 Breaking New Ground: the MSDC Klystron

By Jerry Whitaker, editorial director

54 Comparing Klystron Designs

By Jerry Whitaker, editorial director, and Earl Blankenship, Varian Associates, Palo Alto, CA

76 In the Chips

By Terry Pennington and Larry Winter, the Rane Corporation, Mountlake Terrace, WA

84 Researching the Future

By Jerry Whitaker, editorial director

FACILITY PLANNING SPECIAL REPORT:

98 80-90 One Year Later

By Jerry Whitaker, editorial director

124 A New Home for PBS

By Brad Dick, technical editor

268 Acoustical Design and Construction

By Eric Neil Angevine, BE acoustics consultant, and Renee Kolar, Oklahoma State Univ., Stillwater, OK

296 High-Definition Radio: Will it Work?

By Douglas Fearn, D.W. Fearn & Associates, West Chester, PA

ON THE COVER

Broadcasting and Democracy: The Winning Ticket. That's the theme of the 1988 NAB convention to be held April 9-12 in Las Vegas. The broadcast industry's "main event" will feature more technical sessions and exhibit space than ever before. And with the upcoming political conventions, broadcasters are expected to be in a buying mood. Cover design by Kristi Sherman of the BE staff.

DEPARTMENTS

- 4 News
- 6 Editorial
- 8 FCC Update
- 10 Strictly TV
- 12 re:Radio
- 14 Satellite Technology
- 16 Circuits

- 18 Troubleshooting
- 20 Management for Engineers
- 22 SBE Update
- 302 Applied Technology: DX-10 AM transmitter
- 320 News Special Report: VOA training program
- 330 Field Report: Howe Phase Chaser 2300
- 334 New Products
- 338 People

PROBLEM SOLVERS

How to get perfect camera setups in three minutes—with a single camera or up to 42 cameras. That's right, 42.

Camera setup problems always seem to happen when there's absolutely no time to waste.

That's why Hitachi's setup solution is quick and easy. Our microcomputer Zero Control automatic setup of all three channels is built into every Hitachi SK-970D and SK-97D camera. Zero Control totally eliminates manual adjustment of the G channel.

Now, imagine yourself as the engineer with this setup problem.

You're setting up three cameras to shoot an hour of drama. It has already taken 40 minutes to adjust the G channels and get the



How Hitachi's SU-97D Auto Setup Control achieves simultaneous setups on four different camera models. System can expand to set up and control 42 cameras.



Rear panel on Hitachi's SK-970D camera. Complete controls for automatic setup and camera operation.

Even better, Hitachi's SU-97D Auto Setup Control Panel can simultaneously and automatically set up as many as 42 cameras. Not only does the SU-97D achieve identical perfect setups on SK-970D and SK-97D cameras, it can also control auto setup of Hitachi SK-110D and SK-120 cameras (see chart).

Another Hitachi exclusive—you can record complete setup and camera adjustment data on a floppy disk, and use the disk to check camera status against

the original setup values. Or, for instant automatic checking of registration and color balance, you can use Hitachi's "Quick Check" switch.

What's your bottom line? You save time and you get perfection. You increase productive time and picture quality.

The world's toughest customers—major networks and major

color and registration right. The talent is yawning. The crew is telling jokes. The director is having a fit. Then one of the cameras fails. You bring in another camera and start adjusting G channels again. But you find yourself wishing TV was still black and white.

Stop sweating over G-reference setup. With Hitachi Zero Method automatic setup, no adjustments are required. Just fire up, press the auto setup button and within minutes you're ready to shoot. It's that simple.



Easy access to plug-in modules for quick service.

independent producers—are our best customers for SK-970D's, SK-97D's and SU-97D's. Isn't it time you called us for a demonstration?

Call now.

HITACHI
Hitachi Denshi America, Ltd.
175 Crossways Park West, Woodbury,
NY 11797 • 516-921-7200 • In Canada,
Call Hitachi Denshi, Ltd. 416-299-5900

Circle (4) on Reply Card



TRUTH...

OR
CONSEQUENCES.

If you haven't heard JBL's new generation of Studio Monitors, you haven't heard the "truth" about your sound.

TRUTH: A lot of monitors "color" their sound. They don't deliver truly flat response. Their technology is full of compromises. Their components are from a variety of sources, and not designed to precisely integrate with each other.

CONSEQUENCES: Bad mixes. Re-mixes. Having to "trash" an entire session. Or worst of all, no mixes because clients simply don't come back.

TRUTH: JBL eliminates these consequences by achieving a new "truth" in sound: JBL's remarkable new 4400 Series. The design, size, and materials have been specifically tailored to each monitor's function. For example, the 2-way 4406 6" Monitor is ideally designed for console or close-in listening. While the 2-way 8" 4408 is ideal for broadcast applications. The 3-way 10" 4410 Monitor captures maximum spatial detail at greater listening distances. And the 3-way 12" 4412 Monitor is mounted with a tight-cluster arrangement for close-in monitoring.

CONSEQUENCES: "Universal" monitors, those not specifically designed for a precise application or environment, invariably compromise technology, with inferior sound the result.

TRUTH: JBL's 4400 Series Studio Monitors achieve a new "truth" in sound with

an extended high frequency response that remains effortlessly smooth through the critical 3,000 to 20,000 Hz range. And even extends beyond audibility to 27 kHz, reducing phase shift within the audible band for a more open and natural sound. The 4400 Series' incomparable high end clarity is the result of JBL's use of pure titanium for its unique ribbed-dome tweeter and diamond surround, capable of withstanding forces surpassing a phenomenal 1000 G's.

CONSEQUENCES: When pushed hard, most tweeters simply fail. Transient detail blurs, and the material itself deforms and breaks down. Other materials can't take the stress, and crack under pressure.

TRUTH: The Frequency Dividing Network in each 4400 Series monitor allows optimum transitions between drivers in both amplitude and phase. The precisely calibrated reference controls let you adjust for personal preferences, room variations, and specific equalization.

CONSEQUENCES: When the interaction between drivers is not carefully orchestrated, the results can be edgy, indistinctive, or simply "false" sound.

TRUTH: All 4400 Studio Monitors feature JBL's exclusive Symmetrical Field Geometry magnetic structure, which dramatically reduces second harmonic

distortion, and is key in producing the 4400's deep, powerful, clean bass.

CONSEQUENCES: Conventional magnetic structures utilize non-symmetrical magnetic fields, which add significantly to distortion due to a nonlinear pull on the voice coil.

TRUTH: 4400 Series monitors also feature special low diffraction grill frame designs, which reduce time delay distortion. Extra-large voice coils and ultra-rigid cast frames result in both mechanical and thermal stability under heavy professional use.

CONSEQUENCES: For reasons of economics, monitors will often use stamped rather than cast frames, resulting in both mechanical distortion and power compression.

TRUTH: The JBL 4400 Studio Monitor Series captures the full dynamic range, extended high frequency, and precise character of your sound as no other monitors in the business. Experience the 4400 Series Studio Monitors at your JBL dealer's today.

CONSEQUENCES: You'll never know the "truth" until you do.



JBL Professional
8500 Balboa Boulevard
Northridge, CA 91329

Circle (5) on Reply Card

The audience is watching

A guest editorial
by Michael Heiss,
consulting editor

In these times of tight budgets, it is hard enough to get funds for required maintenance, let alone to replace aged equipment that is past its efficient life. And yet, as NAB approaches, you'll be urged again and again to consider purchasing items to upgrade your signal. It seems pretty unreasonable, doesn't it?

After all, the dreaded competition from HDTV is a long way off — why worry about it today? Why fight for production and test equipment that doesn't seem to yield immediate benefits? Even Julius Barnathan of ABC said that "... people watch programs, not technology. . . ." Perhaps this is true. And everyone knows that no amount of fancy production work or elaborate effects can save a poorly written or directed broadcast.

But a glance at the newspaper movie listings will tell you something different. Why do theaters use their ads to trumpet the fact that they're offering 35mm Dolby Stereo presentations or 70mm prints? Theaters with the Lucasfilm THX sound system go even further. These theaters show a special trailer to plug the quality, proclaiming: "The audience is listening. . . ." Obviously, theater owners present films in high-quality formats because they know it brings in the people.

Movie-goers can choose the theater in which they will see a given film. The quality of the image and the comfort of the theater seats determine a theater's share of the market. But radio and TV audiences have no such choice. To receive your programs, they must tune in to your channel, quality notwithstanding.

So, if you are the only game in town, why should you care whether the audience is listening or watching closely? Because they will come to demand top quality.

There is a new alphabet of high-tech gear on the way to consumers — IDTV* sets that will show your signal's every flaw, S-VHS and ED Beta recorders with "better-than-broadcast" resolution, LV discs with digital audio tracks, and more MTS TVs that will showcase good audio and emphasize the bad.

Radio, too, soon will be competing not only with other radio stations for listeners, but also with CDs, R-DAT and other new services. These and other advances in consumer electronics will make good signals look and sound great and show poor ones for what they are.

Radio and television have lost their monopoly on high-quality software. You are no longer competing just with fellow broadcasters, but with forces that can fragment your audience. The people who produce the technical, as well as the artistic, elements of the new software choices take special care in the preparation of their materials. Does your station?

As you shop the products at NAB, think beyond what you need to merely keep your signal on the air. Think of what you need to improve it. Don't go just for the slick effects gear; go to improve your basic plant. And don't compromise on specs, thinking you'll save money where no one will notice. They will.

**Improved Definition Television is a system that performs extensive signal processing prior to writing the image on the CRT.*

[:?~:~)]]]

In Las Vegas, all that glitters isn't on the strip.



NEW PRODUCTS

Short-Wave Broadcast Transmission:

NEW 9105A OPTIMOD-HF Audio Processing System

Audio processing specifically designed for international short-wave broadcast (both conventional AM and SSB) to help punch through noise and interference.

Studio Audio Processing:

NEW 222A Stereo Spatial Enhancer

Detects and enhances psychoacoustic directional cues present in all stereo program material—increases spatial definition, brightness, clarity, and transient definition. The hot new box for FM and AM stereo. Now shipping!

NEW 787A Programmable Mic Processor

For programmable DJ mic processing, TV personality processing, and video post-production chores: Parametric EQ, compressor, de-esser, noise and compressor gates—integrated into a compact, powerful system that stores up to 99 complete control setups in memory for instantaneous recall.

NEW 642B Parametric Equalizer/Notch Filter

Orban's third-generation parametric equalizer, now with "Automatic Sliding Besselworth"™ low-pass filter, high-pass filter, and infinite-depth frequency notching with vernier. Ultra low-noise and distortion. Now shipping!

NEW 764B Programmable Parametric Equalizer/Notch Filter

A fully programmable version of Orban's new, third generation 642B Parametric Equalizer. Stores 99 complete control setups in memory for instantaneous recall.

orban

Orban Associates Inc.

645 Bryant Street, San Francisco, CA 94107 USA
(800) 227-4498 or (415) 957-1067 Telex: 17-1480 FAX (415) 957-1070

Circle (6) on Reply Card

AM stereo policy affirmed

By Harry C. Martin

In January the FCC refused to reconsider its previous decision to let market forces determine the development of AM stereo broadcasting. In 1982 the commission decided not to select a single technical system for AM stereo. This brought about controversy because the resulting competition among systems hindered AM stereo's development.

The commission's decision to hold firm on the marketplace approach was based on a report issued by the National Telecommunications and Information Administration (NTIA). In the report, NTIA said the number of competitors manufacturing AM stereo systems has dropped from five to two. Of the two systems, approximately 70% of AM stations broadcasting in stereo use the Motorola C-Quam system. The report also stated that all of the receivers are C-Quam compatible. The commission concluded that the marketplace is moving on its own toward selecting an industry standard. The commission believes that intervention at this time would be counterproductive.

In connection with the current effort for standardization, several parties suggested the commission should require manufacturers of AM receivers to make the receivers compatible with all stereo transmission systems. The commission rejected this proposal because it would place unnecessary burdens on receiver manufacturers and would be costly for both the manufacturers and the public.

The commission also decided against establishing interference protection for the pilot tones of AM stereo systems. NTIA has suggested the need for such interference protection, but the commission said that although protection of pilot tones may be desirable in some situations, the potential for cross-system interference is not great enough to warrant imposition of government standards. The agency said establishing protection standards could disrupt and delay the development of AM stereo.

Minority and female preferences reinstated

In January, in response to a congressional directive, the commission reinstated its



system of awarding racial, ethnic and gender preferences in comparative licensing proceedings. It also terminated its proceeding to investigate the constitutionality of its minority and female preference policies.

Under the minority preference system, applicants that propose to integrate racial and ethnic minorities into the management of a facility are awarded special "enhancement" credit. Such credit can be decisive in a tight comparative contest. A smaller enhancement credit is awarded for female participation in management.

The commission also reinstated its "distress sale" policy. Under the policy, a licensee subject to revocation or whose renewal is designated for hearing on basic qualifying issues, is permitted to sell the station before the hearing if the buying group is controlled by minorities, and certain other qualifying criteria are met. Normally, a licensee with character issues pending against it is not permitted to sell until the issues are favorably resolved.

The issuance of tax certificates for sales of broadcast properties to minorities also is affected by the agency's action. Under the tax certificate procedure, the seller of a station is permitted to defer payment of capital gains tax if the facility is sold to an entity controlled by minorities. This procedure is being examined but has not been suspended during the commission's re-examination of its minority policies.

The female enhancement preference still is under challenge in the U.S. Court of Appeals. However, until the court holds the preference to be invalid, it will continue to be awarded by the commission in comparative licensing proceedings.

FCC asserts jurisdiction over obscene broadcasts

In January the commission reversed an earlier ruling and announced that it would make its own administrative determinations as to whether particular broadcasts are obscene. Prior to the ruling, the commission deferred to the local courts and would not take action in the obscenity area absent a local adjudication on the matter. The agency's deference to the court system was based on its conclusion that obscenity determinations should re-

flect local community standards.

The commission distinguishes between indecency and obscenity, noting that the latter is governed by standards set by the Supreme Court. To be considered obscene, the material must "depict or describe, in a patently offensive way as measured by contemporary community standards, sexual conduct." The material must be such that an average person, applying contemporary community standards, would find it to appeal to the prurient interest. Also, the material, taken as a whole, must lack serious literary, artistic, political or scientific value.

Indecency, on the other hand, is "language that describes, in terms patently offensive as measured by contemporary community standards for the broadcast medium, sexual or excretory activities or organs, *when there is a reasonable risk that children may be in the audience.*" Although these definitions overlap, the functional distinction seems to be based on the degree of offensiveness and time of broadcast. Thus, a particular broadcast may fall within both definitions and subject the licensee to both criminal prosecution and administrative sanctions.

The commission has never abdicated jurisdiction over indecent programming. In fact, in 1987, it admonished three licensees for broadcasting patently offensive programming when there was a reasonable risk that children would be in the audience. The new ruling extends the agency's authority to deal with offensive programming, no matter when it is aired. However, the commission is not expected to use its new authority except in the most extraordinary circumstances. Most obscenity cases will still be referred to the Department of Justice for criminal prosecution.

Martin is a partner with the legal firm of Reddy, Begley & Martin, Washington, DC.

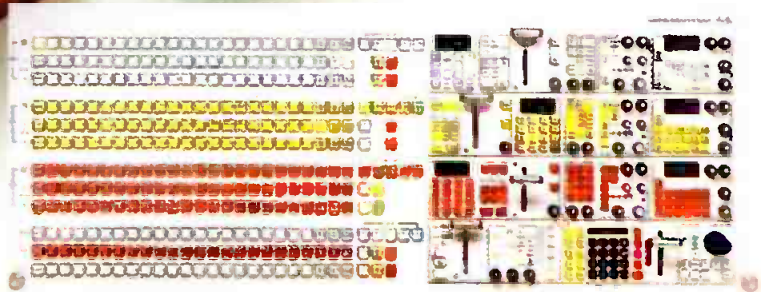


**AN INVESTMENT IN THE MODEL 300
IS AN INVESTMENT IN THE FUTURE.**

We're constantly working to make the world's best production switcher even better, with an ongoing program of enhancements.

When we add new features to the 300, we make those same features available to every owner with convenient field updates.

The Model 300. The best, and built to stay that way.



Grass Valley Group®

STRENGTH YOU CAN RELY ON

THE GRASS VALLEY GROUP, INC.® — P.O. Box 1114 — Grass Valley, CA 95945 USA — Telephone (916) 273-8421 — TRT: 160432 OFFICES: New York (201) 845-7988; District of Columbia (301) 622-6313; Atlanta (404) 493-1255; Chicago (219) 264-0931; Minneapolis (612) 483-2594; Dallas/Fort Worth (817) 483-7447; Los Angeles (818) 999-2303; San Francisco (415) 968-6680. A TEKTRONIX COMPANY

Circle (7) on Reply Card

www.americanradiohistory.com


Y/C systems require new test signals

By Dietrich "Rick" Seaman

Video test and measurement procedures were developed in the early 1950s, several years before videotape recording became possible, primarily to check relay and transmission quality. These testing methods also worked well with early monochrome VTRs. The advent of NTSC color necessitated new test signals such as the modulated ramp (see Figure 1) for measuring differential gain and phase and, later, the 12.5T modulated chrominance pulse for determining luminance-to-chrominance delay. These signals applied equally to transmission facilities and VTRs because the first color recorders were direct-recording devices, as were their successors, the 1-inch helical scan machines.

A newer alternative to recording NTSC, component analog video (CAV) recording, avoids combining the luminance and color information. Instead, the luminance (Y) is recorded on one video track, and the two color components (B-Y and R-Y), combined into a single channel, are recorded on another. To achieve the full advantages of this approach, the luminance and color-difference information must be kept separate throughout the signal chain from camera, through switcher, to VTR and monitor. Only upon broadcast or dubbing to another format should it be encoded as NTSC. Of course, equipment considerations make this difficult to achieve, so what one is most likely to find is a series of CAV islands in an otherwise composite plant.

Some of the advantages of CAV signal quality may be compromised if CAV VTRs are used to record and play back NTSC, because the recorder must separate the luminance and chrominance (not a simple matter) and demodulate the chrominance to color components for recording. The procedure then must be reversed at playback. There is opportunity for cumulative errors at each step. Special signals are necessary to ensure the optimum performance of CAV recorders in both the component and NTSC realms. (These signals include dual timing pulses and the timing Bow-Tie for matching the channels in timing and amplitude.)



The third and most common color-recording system is *color-under* or heterodyne recording, used in the U-matic, Beta and VHS systems. It involves separating the luminance and chrominance from each other and downconverting (heterodyning) the subcarrier to a new frequency (688kHz or 629kHz), still modulated with the same chrominance information. This divides the amount of phase jitter at playback at the ratio of the original subcarrier to the downconverted frequency. (For example, time base jitter of 10ns would give 13° phase error at 3.58MHz, but only 2.3° at 629kHz.)

The luminance is recorded using FM modulation, and the downconverted subcarrier is directly recorded on the same track in much the same way as audio is recorded, using the FM luminance carrier as its high-frequency bias. Upon playback, the color subcarrier is upconverted to 3.58MHz and added to the luminance signal to reappear as an NTSC signal. Note that the chrominance is never demodulated/remodulated as in a true component recorder, and that it shares a video track with the luminance signal.

Newer versions of these color-under systems are Super VHS and extended-definition Beta. With S-VHS, luminance bandwidth is increased by raising the FM carrier frequency and increasing its deviation. ED Beta has increased bandwidth in both the luminance and chrominance channels.




Figure 1. The familiar modulated ramp, used to measure non-linearity in NTSC systems, becomes less meaningful in the testing of Y/C systems.

Claims of "better than broadcast" performance have led people to consider these formats for multigeneration work. To facilitate this use, manufacturers are including component inputs and outputs in addition to the ones used for NTSC.

Separate Y and downconverted chrominance connections first appeared as the dub connectors in 3/4-inch VTRs. They reduced generational losses, bypassing the steps of upconversion and phase correction, combining as NTSC, Y/C separation and downconversion. TBC makers quickly seized upon these outputs as a much cleaner source of signals for their correctors.

Dub connectors also appear on the industrial S-VHS and ED Beta machines. In S-VHS, the 629kHz subcarrier is advanced 90° each line on one field and delayed 90° each line on the next. This forms an adjacent-track chrominance-rejection scheme. The Beta system uses a modified 688kHz chrominance subcarrier, phase alternated per line one field and phase constant the next for crosstalk rejection. No doubt TBC manufacturers will take advantage of these outputs as well.

In addition to the Y and downconverted subcarrier dub connector, both Super VHS and ED Beta recorders are introducing the so-called S-terminals, which are input and output connectors with separated luminance and 3.58MHz chrominance (Y/C). Because NTSC inputs are separated initially into Y and C within the VTR and the color monitor, common sense says you should not combine signals that you will have to pull apart again. With camcorders that record directly in Y/C, monitors with separate Y/C inputs, and some time base correctors, switchers, and video effects units now becoming available, it is possible to have a low-cost recording system with Y and C kept separate throughout.

Although all this has several advantages, it also has its own set of problems that cannot be measured or corrected using conventional NTSC test signals. We'll investigate these, from a maintenance point of view, next month.

Seaman is a sales engineer with Magni Systems, Beaverton, OR.

Editor's note: The *Bow-Tie* signal is an invention of Tektronix, Beaverton, OR.



“Absolutely the most affordable fully professional recorder on the market.”



A bold statement. But no exaggeration. Here's why . . . No 2-track machine available today—at *any* price—offers the same level of advanced technology, plus Studer audio performance and renowned Studer quality. Only the A807.

With the A807, Studer defines a new price point. If you don't believe us, check out the competition . . . It won't take you long, because there isn't any.

Broadcast, post production, or studio—in whatever audio environment you operate—make it your business to check out the Studer A807. Start with price . . .

High Tech, Low Price

Anyone who thinks “Studer” always means “expensive,” please take note. With the A807, your dollars actually buy *more* now than they did five

years ago—more technology to help you do your job better and faster.

Agile and Easy to Use

The Studer A807 is a fast, full-featured machine for making quick work of your production tasks.

Features include: • tape shuttle wheel • reverse play • right hand edit • tape dump • varispeed • multifunction tape timer and autolocator with programmable “soft keys” • digital setting of audio alignment parameters for 3 tape speeds and 2 tape types • phantom powered mic inputs on portable version • RS 232 port • optional 1/4 track playback head • a variety of portable and console configurations, including a 4 channel 1/2" version.


Studer Audio Performance and Reliability

Advanced phase compensated audio-electronics and Dolby HX Pro™ ensure that this compact Studer delivers full-sized Studer sonics.

A massive, die-cast chassis and headblock, rugged AC spooling motors and new brushless DC capstan motor, remind you that the A807 is built with the same quality and precision that have been synonymous with the Studer name for four decades.

So—if “affordable” is not the first word that comes to mind when you think of Studer—think again.

Ask us about the A807. The most affordable fully professional recorder on the market.



Portable version of the A807 with wood side panels



Timer-autolocator control panel

Available from Studer Revox Full-Line Dealers. Or contact us directly: Los Angeles (818) 780-4234 / New York (212) 255-4462 / Chicago (312) 526-1660 / San Francisco (415) 930-9866 / Nashville (615) 254-5651

STUDER REVOX

STUDER REVOX AMERICA INC.
1425 Elm Hill Pike • Nashville, TN 37210

Circle (8) on Reply Card

www.americanradiohistory.com

Working with DA design constraints

By John Battison, P.E.

The general shape of the current distribution on an AM tower is that of a sine wave. This generally applies to a vertical straight wire or a uniform cross-section tower. The cross-section tower usually is guyed, but a self-supported tower generally is tapered, with a different and thicker cross section toward the base. Therefore, for a self-supporting tower, the assumption of sine-wave distribution probably is not completely correct.

With a $\frac{1}{4}$ -wave tower, current is zero (minimum) at the top and approximately maximum at the base. For $\frac{1}{4}$ -wave towers the sampling loop typically is placed about 10 feet above the tower base. When a sampling transformer is used, the sampling loop is placed immediately following the ATU and the base current meter. For $\frac{1}{2}$ -wave towers, the sampling loop has to be placed much farther up the tower (about a quarter of the way up) in order to obtain a satisfactory reading. A current transformer is now generally acceptable to the FCC.

Nowadays it seems that many directional arrays use $\frac{1}{4}$ -wave towers. This may be

Battison, BE's consultant on antennas and radiation, owns John H. Battison & Associates, a consulting engineering company in Columbus, OH.



for economic expediency and also to facilitate and simplify antenna-performance measuring systems. It is not advisable to use towers less than 65° in height or spacing of less than 70° between towers. This proscription can be modified somewhat in the case of simple 2-tower directional antenna systems because there is only one mutual impedance to be considered—between tower No. 1 and tower No. 2—and such an array is seldom unstable.

For multitower arrays (more than two towers), certain design factors are reflected in the choice of a transmitter site, total cost, aeronautical hazard considerations (which sometimes control the allowable tower height) and, occasionally, electrical considerations. The amount of space available also becomes a determining factor. The desired vertical radiation characteristics must be considered in the case of full-time operation.

In the case of DAs to be operated only in the daytime, the vertical radiation characteristic usually is not important unless operation is to be on a frequency at which critical hour constraints must be observed. Generally speaking, the most suitable tower height is the one selected. However, for nighttime considerations, it sometimes

becomes necessary to use towers of unequal heights, and to pay close attention to the vertical radiation characteristics produced by the DA's design.

When short spacing of less than about 75° is used, the final design often will produce one or more negative impedance towers, because the mutual impedances are larger than the tower-operating impedance. In this case, the negative towers actually return power to the system, which, in itself, is not a difficult situation to handle. However, a negative tower frequently has a low impedance and "floats" between zero and a few ohms positive and negative. This results in an unstable operation that is extremely difficult to control.

On the other hand, a tower with a reasonably large negative resistance usually is as stable as one with reasonably positive resistance and can be controlled without difficulty. When problems are encountered with a negative tower, it usually is the result of the operating impedance changing when the array is tuned. As the impedance changes, the resistance of the tower moves through zero to positive and begins to take power from the system. This produces unanticipated changes in the operating parameters and makes tune-up difficult.

HEIGHT* IN DEGREES	SELF-SUPPORTING TYPE		GUYED-MAST TYPE		UNIFORM SECTION GUYED TOWER	
	R	jX	R	jX	R	jX
50	7	-j100	8	-j220	9	-j170
60	9	-j 70	13	-j170	14	-j108
70	14	-j 25	19	-j 75	21	-j 46
80	20	+j 11	28	-j 28	30	0
90	40	+j 35	36	+j 0	50	+j 68
100	60	+j 80	80	+j140	83	+j136
110	90	+j 90	140	+j320	133	+j210
120	175	+j 80	220	+j500	240	+j285
130	190	+j 15	370	+j600	425	+j310
140	165	-j 70	660	+j480	760	0
150	130	-j 85	1100	+j 0	430	-j280
160	82	-j 55	550	-j250	360	-j380
170	60	-j 25	280	-j450	210	-j340
180	40	-j 5	180	-j500	132	-j283
190	28	+j 25	120	-j430	86	-j225
200	23	+j 50	80	-j400	60	-j170

*Physical height in degrees = height in feet x frequency in kilocycles x $1.016 \times 10^{-6} \times 360$.

Table 1. Base impedances for various vertical antenna tower designs. Guyed and uniform cross-section antennas are similar, but note the difference between those designs and the self-supporting design. This is caused by the "fat" lower section of these towers. [!:(~>)]

Imagine

... using the PC in your facility to monitor and control your MRC-2 Microprocessor Remote Control System.

... a multitasking system that lets you monitor and store test data, while running a word processing program at the same time.

... automatically storing all your logging data directly to hard disk.

Imagine the MRC-2 PC.

Moseley

111 Castilian Drive
Santa Barbara, CA
93117-3093

a
Flow General
Company

Phone 805 968 9621
Telex 658448
FAX: 805 685 9638

See us at NAB Booth #2315 for a demonstration.

Circle (9) on Reply Card

Communications plans brew controversy

By Elmer Smalling III

Two areas of communications are enjoying renewed interest, but the fanfare does not come without controversy. Mobile satellite service is entangled in allocation questions, and the issue of satellite vs. fiber-optic communications is something of a tug of war between the pros and cons of each method.

Mobile satellite service

You might call mobile satellite service (MSS) the ultimate cellular system. After all, it would allow a caller to speak directly with someone on any other phone in the world, or at least within a large geographic area.

Satellite communication from aircraft, automobiles, trucks and trains has long been in the planning stages. A number of corporations have been founded to provide the service, once operating frequencies and regulations have been established and the satellites have been launched. These corporations wish to provide mobile-to-satellite emergency and standard telephone communications on frequencies in the lower L-band (1,625MHz to 1,660MHz) for uplinking and 1,530MHz to 1,560MHz for downlink return.

The hitch in the plan involves different allocation schemes by two regulatory agencies, the FCC and WARC (World Administrative Radio Conference). WARC has broken up the allocated frequency spectrum into various discrete services, such

Smalling, BE's consultant on cable/satellite systems, is president of Jenel Systems & Design, Dallas.



as aeronautical mobile, land mobile and marine mobile satellite services and safety and distress, while the FCC has allocated the entire band to be shared *as needed*, letting use dictate allocation.

The FCC also has indicated that aeronautical telephone calls (passenger and administrative communications) are not the intended use of the aeronautical section of the mobile satellite communications band—a decision that perturbs prospective MSS operators. The commission does not really point to any particular mode of communication, such as aeronautical, mobile or marine, but says the entire band should be open to any kind of communication.

BE will keep you abreast of this situation, as appeals and rulings develop. It is hard to believe that a mere 30MHz has been allocated to a band that has the potential to become the busiest of all.

Satellite-vs.-fiber-optic communication

The controversy about satellite and terrestrial fiber communications continues, with proponents of each system calling it more reliable, more economical and easier to access. Ten years ago, satellite communications would have been the *hands-down* winner, especially over long distances. Recently, a good deal of fiber has been laid across the United States, to the extent that most systems have greater than 50% dark or spare fibers. Few locations are not served by fiber. By the same token, no communications satellites have

been launched for more than two years.

Proponents of fiber-optic transmission maintain that:

- Communications are free from electromagnetic interference.
- Fiber point-of-presence locations are less expensive than satellite earth stations and do not require licensing.
- Fiber systems easily can accommodate at least 150Mb/s on a single fiber, roughly the equivalent of 150MHz bandwidth, for high-quality digital video, audio or data.
- Fiber transmission lineside equipment can be repaired, expanded or replaced at any time.
- Echoes caused by the path length of satellite transmissions do not exist with fiber transmission.
- Satellites cannot be accessed in some locations because of signal blockage or terrestrial interference.

Satellite proponents, on the other hand, say:

- Terrestrial barriers to cable paths (such as oceans, mountains and harsh terrain) and protracted installation time do not exist.
- It is easy to implement soft networks, which include rarely used nodes, for purposes such as the national broadcast of an event originating from an obscure location.
- News events at almost any location accessible by van can be covered via satellite.
- Satellites are well-suited for communicating with moving vehicles such as airplanes, boats, cars and trains.

Although other advantages and disadvantages exist, these are discussed most frequently. The potential user must weigh the characteristics of each and judge their bearing on a particular application. Eventually, one mode or the other may triumph due to economic or political pressures, but a system that includes both satellite and fiber elements would seem to be a safe bet at this time. The development of less expensive, broad-use fiber terminal equipment and realistic tariffs will do a great deal to help the cause of fiber, while more high-power, broadband satellites must be launched in the near future to sustain the momentum of satellite communications.

1:7=2)))

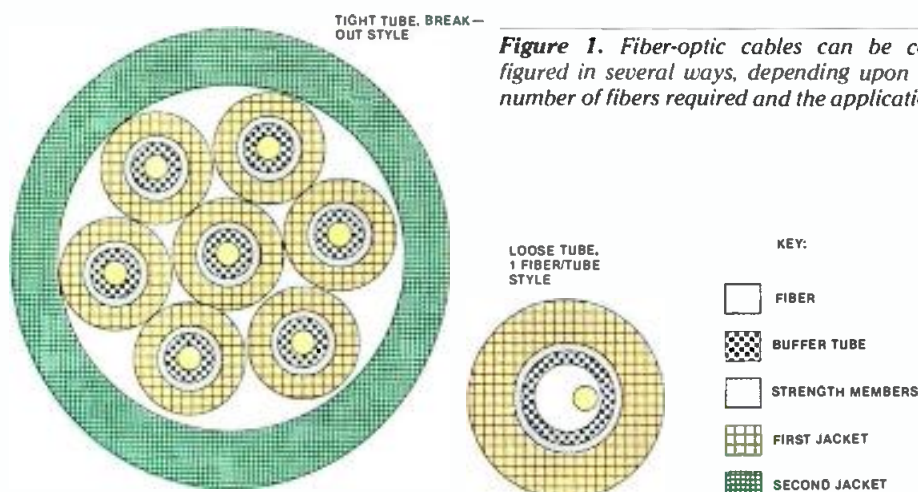


Figure 1. Fiber-optic cables can be configured in several ways, depending upon the number of fibers required and the application.



RADIO'S TOP TEN!

© Otari 1987

For news editing, on-air, or in the production studio, Otari has exactly the equipment and features to fit any application, or budget.

When you are ready for a multitrack recorder, you can choose from our BQII, MKIII/4, MKIII/8, MTR-10, or the MX-70 with 8 or 16 tracks. Need a 2-track? Choose our famous "workhorse" MX5050 BII, MKIII/2, or the brand new MX-55! Looking for top-end performance? The MTR-10 has all the features you need to stay ahead in the competitive world of broadcast. We also offer three models of our CTM-10 cart machine, and if yours is an automated radio station, our ARS-1000 reproducer is the most popular in the world.

So you see, whatever you need for today, or for the future, Otari can provide it from a complete line of high quality, ultra-reliable tape recorders. Call your nearest Otari dealer today, or contact Otari at (415) 592-8311 for "Technology You Can Trust".

OTARI

Circle (10) on Reply Card

Inside digital technology

By Gerry Kaufhold II

Because many values in the real world cannot be represented as whole units, fractions are necessary for accurate numeric expressions. For example, you measure millivolts (thousandths of a volt) and microfarads (millionths of a farad).


Fractions come in two forms: *rational* and *irrational* numbers. Those that can be expressed as simple ratios between two integers, such as $\frac{1}{2}$ as the ratio of 1 to 2, are rational numbers. Fractions that cannot be expressed as ratios between two integers are irrational. The square root of 2, epsilon (the base of the natural logarithm system) and pi are examples of irrational numbers.

Fractions can be written in decimal form by placing digits to the right of the decimal point. Each shift to the right changes the digit's weighting value downward by a factor of 10. Many rational numbers convert easily to decimal form, such as $\frac{1}{4} = 0.25$. However, a few, such as $\frac{1}{3}$ and all irrational fractions, end up as repeating decimals or as non-repeating decimals that go on forever. This can be quite inconvenient.

Working with irrational and binary fractions

To calculate using irrational or repeating fractions, you must first decide how much accuracy is required. Normally, engineers round off decimals to a set number of places. Four digits are usually sufficient, because you can express fractions to within one part in 9,999, an accuracy of 0.01%. You just have to live with the difference between actual values and their decimal representations, and take "round-off" error into account.

Kaufhold is an independent consultant based in Tempe, AZ.



Just as the decimal point is used to express fractions in decimal form, a binary point is used to express binary fractions. See Figure 1. Note that the first binary bit to the right of the binary point has a value of $\frac{1}{2}$ (0.5 decimal). The next bit has a value of $\frac{1}{(2 \times 2)}$, or 0.250 decimal. The next has a value of $\frac{1}{(2 \times 2 \times 2)}$, or 0.125 decimal, and so on. The 16th bit has a value of $\frac{1}{(256 \times 256)}$, or one part in 65,536.

Decimal to binary conversion

To convert a decimal fraction such as 0.175 to its binary fraction equivalent, a "subtract and shift" procedure is used. First place a binary point, then try to subtract the first binary bit (0.5) from the decimal fraction. If the value of the weighting factor of the binary bit is larger than the value of the decimal fraction, put a 0 in that bit position of the binary fraction you are building. If the value of the binary bit is less than the value of the decimal fraction, write down the remainder obtained by subtracting the binary weighting value from the decimal fraction. Then put a 1 in that bit position of the binary fraction you are building.

Continue subtracting the weighting value of each binary bit from the remainder of the decimal fraction until all the binary bits have been tried. As long as you use all 16 of the binary bits, your error is never greater than one part in 65,536. This means that 4-digit decimal fractions can be expressed in binary with an accuracy of better than 0.002% (one part in 50,000).

Various errors can result from attempts to express fractions with binary machines. For example, if the "round off" leaves the last bit 1, the answer might be 0.002% too high. In a long sequence of calculations,

in which similar errors are accumulated and carried forward, the answer might be off by as much as 1%. Sometimes anomalies occur, such as expression of the number 1.0 (decimal) as 0.1111 1111 1111 1111 (binary); or 0.5 (decimal) might be expressed as 0.0111 1111 1111 1111 (binary), when it actually should be 0.1000 0000 0000 0000.

Converting from binary

Converting binary fractions to hexadecimal fractions is easy. Once the decimal fraction has been converted into binary using the subtract-and-shift method previously described, simply group the bits into groups of four, beginning immediately to the right of the binary point. Rename each group with its hex symbol (0 through F).

Unfortunately, there is no easy way to convert directly from decimal fractions into hexadecimal fractions. Each conversion must use the basic binary subtract-and-shift scheme first.

To create a decimal fraction from a binary fraction, simply begin at the first bit to the right of the binary point, and successively add the weighting factors for each bit position that contains a 1. For example, the binary fraction 0.1001 = 0.5625 decimal.

Next month we'll take a close look at expressing floating-point decimal numbers using binary integers and binary fractions.

BIT POSITION																
	0	1	2	3	4	5	6	7	8	9	A	B	C	D	E	F
BINARY POINT →	0	1	1													
DECIMAL VALUE {	0.5	0.25	0.125	0.0625	0.03125	0.015625	0.000122...ETC.									
FRACTIONAL VALUE {	$\frac{1}{2}$	$\frac{1}{4}$	$\frac{1}{8}$	$\frac{1}{16}$	$\frac{1}{32}$	$\frac{1}{64}$	$\frac{1}{128}$	$\frac{1}{256}$	$\frac{1}{512}$	$\frac{1}{1,024}$	$\frac{1}{2,048}$	$\frac{1}{4,096}$	$\frac{1}{8,192}$	$\frac{1}{16,384}$	$\frac{1}{32,768}$	$\frac{1}{65,536}$

Figure 1. Weighting values of the first 16 bit positions of binary fractions. The fraction shown is 0.6000 hex = 0.3750 decimal.

||:~::~))

PURE PROGRAMMABLE PROCESSING POWER



Introducing the new Orban Programmable Mic Processor

- 3-band parametric equalizer with "constant-Q" design and full notch filtering capability
- Smooth, transparent compressor with adjustable release time
- Noise gate (attenuates control room noise by up to 25dB) and compressor gate (prevents noise rush-ups during pauses)
- De-esser controls excessive sibilance

And it's programmable.

- 32 memory registers store complete control setups for instantaneous recall
- Effects send and return (with programmable return gain) simplifies integration of external reverb or other processors
- Built-in connectors for remote control, MIDI, and future serial interfaces
- Optional second-channel slave for dual-mono or stereo operation (Model 787A/SL)
- Standard line-level input; optional Jensen transformer mic preamp with 48V phantom powering
- Security lockout code prevents unauthorized tampering with presets

Orban's powerful, new 787A Programmable Mic Processor provides an efficient way to optimize the sound of your DJ and newsroom mics and then recreate these setups every day for maximum punch on the air.

The 787A combines clean-sounding, Orban-quality analog processing with the control and programmability made possible by contemporary digital technology.

Complete settings can be stored in any of 32 different memory registers for instantaneous recall at the beginning of each airshift, or in a different studio at some later date. The 787A is also the perfect tool for processing commonly-used talent in video and film post-production work.

Call or write today to find out more about Orban's powerful new Programmable Mic Processor, an efficient and consistent way to optimize your mic channel and talent for maximum impact on the air.



Orban Associates Inc.

645 Bryant St., San Francisco, CA 94107 (415) 957-1067 Telex: 17-1480 FAX: (415) 957-1070

Circle (11) on Reply Card

Monitoring the digital bus

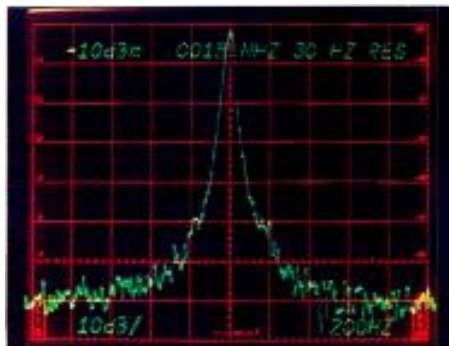
By Carl Bentz,
technical and special projects editor,
and Ron Marquez

Tracing through the video signal path of analog video equipment is pretty straightforward. By working through the circuit in conjunction with a schematic, you can use an oscilloscope to read the circuit activity. What you find at any point will vary among dc levels, pulses and typical video waveforms, but at least they are recognizable. A multiple trace scope makes the project even easier, because it allows simultaneous monitoring of several locations in the circuit. The source of trouble is often found by comparing the signals present on each end of a key component.

Tracking down problems in a system with digital control circuits can be a bit more difficult, but the same approach can be useful. A multichannel oscilloscope displays several digital bitstreams at the same time and shows whether logic gates are providing the proper coincidence conditions. As control circuits become more complex, the next step in troubleshooting equipment is probably the logic analyzer or signature analyzer. These multiple-channel devices display bit conditions of a digital stream moving through databuses of a system.

Without a doubt, analyzers are valuable pieces of equipment in the digital repair shop, but understanding what they are showing may be quite difficult. One of their more interesting aspects is that they may be programmed to wait for specific bit conditions to appear, at which point they produce an alarm and print out a status report of the incident.

Monitoring a digital video signal may not be as easy. There is repetition in a video signal, but one of the more commonly repeated waveforms of video won't look like you might expect it to—if it shows up at all. Most engineers are used to seeing video waveforms on oscilloscopes or on waveform and vector monitors. When it is necessary to view a number of separate traces across the screen (the activity of an 8- or 10-bit digital bus, for example), the resemblance to classic video is nowhere to be found. At any instant, the condition of each trace is only a part of one pixel on the screen.



Digital video probe

A solution to this dilemma is the digital video probe, which is connected directly to a databus. The probe system contains a buffer to avoid loading of the circuit. From the bus, the signals are directed to a high-speed digital-to-analog converter capable of operating at high clock rates.

In many cases, a direct output of the D/A converter displayed on a waveform, vector or picture monitor would be sufficient, but there will be some evidence of the digital sampling artifacts in that image. A switch-selected reconstruction filter can be inserted to attenuate high frequencies above 5.5MHz.

In many digital video products, sync (as you normally think of it) may not appear, except at input and output ports. Inside the system, there is no need for it. However, for monitoring equipment that typically is driven with external sync signals, the display will be better if you can tap into system sync and recreate an appropriate drive that is timed to the video. It might be advantageous to be able to change sync timing, in effect creating a cross-pulse form of display. A control to allow movement of the cross-pulse position on the CRT is provided on the video test probe.

There is a good deal of emphasis on standardization in digital designs, but that goal has not been achieved yet. Because sampling rates vary from 10.7MHz or 14.3MHz to much higher frequencies, the system needs to have an adaptable clock system, one that can track a wide range. Clocking frequency and phase adjustments are essential for a D/A conversion that encompasses the correct set of bits. Adjustment of the clock frequency allows the device to accommodate 525/60 or 625/50 systems.

For those of us who have grown up with analog circuits, and who are fighting to understand digital concepts at the same time we are suddenly expected to maintain them, devices such as a digital video probe will be welcome additions to the maintenance arsenal. The probe also simplifies the preparation of training material for others trying to learn how to maintain digital equipment.



Figure 1. SMPTE color bars, as viewed from a digital bus with a logic analyzer.



Figure 2. SMPTE color bars on a picture monitor, developed from a digital bus with a digital probe (TEK DP-100).

Marquez is product manager, TV signal processing group, Tektronix.

ONLY JVC HAS THE "ASSETS" TO SIZE UP DIFFERENT FORMATS AND TRANSLATE THEM INTO THE FORMAT OF YOUR CHOICE ...INSTANTLY.

Introducing the "All Source Synchronization Electronic Translating System".



You can always count on JVC for equipment and technology that supports and integrates whatever format you're working with today . . . as well as tomorrow. Whether you're using $\frac{3}{4}$ " now, or thinking of integrating S-VHS or MII, JVC products will be there to support you.

The perfect example of JVC's technology and customer support is the All Source Synchronization Electronic Translating System . . . "ASSETS". This single unit accepts input signals from virtually any format, translates them, and then delivers simultaneous outputs into the format you desire.

JVC's "ASSETS". Another example of how we keep our customers a step ahead.

For literature or a demonstration, call toll-free: 1-800-JVC-5825.

JVC PROFESSIONAL PRODUCTS COMPANY, 41 Slater Drive, Elmwood Park, New Jersey 07407.

See Us At NAB
Booth #2656

JVC®

**ALWAYS A STEP AHEAD...
TO KEEP YOU A STEP AHEAD.**

Management for engineers

When your style cramps leadership

By Brad Dick, radio technical editor

Success—Frank could almost taste it. Sitting in his new office, he looked around at the trappings of a chief engineer. Frank had often looked toward the day when he would command a private office, have access to secretarial help, control a budget and travel to many conventions and seminars. Now, as the TV station's new chief engineer, he had these resources at his fingertips.

Frank's excellent abilities as a technical leader were well-known. He had developed a warm, informal style of leadership as he progressed from master control operator to shift supervisor, then to studio supervisor. In these positions, his management style allowed his crews considerable freedom to get their jobs done.

Those under Frank's supervision seemed to like his "hands-off" attitude. His supervisor, while sometimes skeptical of his methods, recognized results. Those results had brought Frank to his new position as chief engineer for one of the corporation's TV stations.

Complaints

In his new position as chief engineer, Frank established good relationships with his boss and his peers. After several months, however, two of the shift supervisors and the ENG crew began complaining about him. The supervisors thought that Frank was not providing the needed support for their work. Even the union, with which Frank previously had good relations, was beginning to complain.

One supervisor said that Frank failed to



understand the overall objectives and station policies. Another said he failed to provide direction and didn't care what was happening. The ENG crew members said they never knew what to do, and the union complained that Frank expected too much from his staff. Upon investigation, the personnel department found that the basic complaint came down to one point: Frank was not providing the leadership his people believed they needed.

What happened? Frank had been successful in his previous position, so why wasn't he succeeding in his new job? After all, he was practicing the same management techniques that had served him well for many years.

Leadership styles

Success as a manager often depends more upon style of leadership than any other single characteristic or skill. In fact, if you fail to develop an effective style of leadership, you may never be promoted to a management position. Many different models have been used to describe leadership and its characteristics. Let's examine one.

A model developed by Tannenbaum and Schmidt separates leadership style into four categories: *tell*, *sell*, *consult* and *join*. They are based on the contrast between the amount of authority retained solely by the leader and the amount of decision-making authority shared with the group.

The least democratic style is the *tell* approach. In this case, the supervisor does not ask for input from others, but simply

makes decisions and directs their implementation. An example of someone who uses this style might be the crew chief at a remote broadcast. The truck has arrived, and the crew needs to be told where to park and set up for the broadcast.

The second style, *sell*, is closely related to *tell* in that it allows the supervisor to make the decisions. However, the reasons behind decisions and actions to be taken are explained to the workers. The supervisor, in essence, justifies decisions through explanation.

Through the *consult* style, moving toward complete democracy, the manager solicits suggestions from the workers. In this approach, the manager shares some of the authority—the right to decide. The manager uses less force, but still retains the right to use authority when necessary.

The fourth leadership category in the model is the *join* style. Here, the manager defines the objectives, such as constructing a new studio, then joins the staff in reaching decisions (such as equipment selection). The manager delegates all authority. Decisions are made as and by a whole group. Any countermanding or other use of force by the manager means a departure from the *join* process and a move along the continuum toward dictatorship.

Adapting your approach

Armed with this information, can you identify a cause for Frank's failure as a chief engineer? His problem simply was that he tried to manage just as he had done before. Frank expected people who didn't know him to act like those he previously supervised. He assumed that his new subordinates would pledge him their trust and operate with minimal direction just as his previous staff had done.

Frank's failure, then, was based on his inability to adapt his leadership style to the new environment and situations. Next month, we will begin to examine the choices available to a leader and discuss ways to help you develop your own leadership style.

ABSOLUTE DICTATORSHIP	
TELL	Manager makes decisions and announces them.
SELL	Manager makes decisions and explains them.
CONSULT	Manager gets suggestions, then makes decisions and explains why.
JOIN	Manager defines objectives and lets group make decisions.
COMPLETE DEMOCRACY	

Figure 1. Management styles can range from dictatorship to democracy. An effective manager uses a range of styles.

1:~:~)))))

NEW FROM ARRAKIS SYSTEMS

5000 SERIES

**The First No-Compromise
Modular Radio Console...**



...At A Down-To-Earth Price: 16 Channels, Under \$10,000.

THE FEATURES YOU WANT —

- 16 Modular Stereo Channels.
- Program, Audition and Mono Mixdown Balanced Outputs.
- Telephone Mix-Minus Buss.
- Full Monitoring Facilities.
- Remote Equipment Start/Stop.
- Remote Module Control.
- Standard Digital Clock and Timer.
- Optional EQ and Effects Modules.

THE DEPENDABILITY YOU NEED —

- DC Controlled — No Audio On Pots.
- Rugged Modular Construction.
- Penny & Giles Slide Faders.
- ITT Shadow Switches.
- NE5532 IC Module Design.
- External Regulated Power Supply.
- Superb Audio Performance Specs.
- Most Important, Arrakis Systems Designed-in Ultra Reliability!

For features, performance, price and reliability,

NOBODY BUILDS CONSOLES LIKE ARRAKIS.

Call (303) 224-2248



McKinney receives Fellowship award

By Bob Van Buhler

Former mass media bureau chief James McKinney was presented with an SBE Fellowship Award at an awards luncheon hosted by the executive committee on Jan. 13 at the Marriott Hotel in Washington, DC. The Fellowship had been announced at the national convention in St. Louis. McKinney is now deputy assistant to the President of the United States and director of the White House Military Office, which controls military support of the president. Attendees at the luncheon included members of the FCC staff, representatives of the NAB's Office of Science and Technology, members of the trade press and SBE officials.

Convention plans confirmed

The society now has firm convention arrangements for the next three years. Eddie Barker Enterprises of Fort Worth, TX, has been hired to provide professional convention management services through 1990. Barker manages many successful trade conventions and expositions, including the annual Radio and Television News Directors Association (RTNDA) convention. Barker was one of three applicants to present proposals to the board of directors at the annual meeting in November.

Agreements have been made with this magazine to promote and conduct the **Broadcast Engineering** Conference in conjunction with the national convention for the next three years. The contract also secured the continuing services of conference chairman John Battison.

The 1988 SBE National Convention and **Broadcast Engineering** Conference will be Sept. 22 to 25 in Denver. Future convention dates and locations are Oct. 5 to 8, 1989, in Kansas City, MO. and Oct. 11 to 14, 1990, in St. Louis.

Membership dues increase

An increase in membership dues will become effective with the next renewal. The board of directors approved the increase upon recommendation by the executive committee at the Jan. 14 meeting. The annual dues for all membership categories (except student membership) will increase

by \$10. Dues have been \$20 per year since the birth of the society in 1963. According to president Jack McKain, the additional revenue is necessary to improve the organization's solvency.

Of nine board members voting on the issue, seven voted "yes," one voted "no" and one abstained. In the last general election, members approved bylaw changes permitting the board to change the annual dues. Certification application fees are not affected by the increase.

Current voting procedures

Major SBE concerns are decided on the advice and consent of the board of directors. The executive committee, composed primarily of non-voting members, is not empowered to undertake major policy shifts or projects without board approval.

The dues increase decision is a good example of this process. The executive committee, in itself, does not have the power to make such a change. A quorum vote of board members is necessary, and the composition of the executive committee rules this out. The executive committee makes recommendations to the board, and the board votes whether to approve the recommendation.

Questions may be decided via a telephone poll (vote) or conference call. Issues of a controversial nature are the subject of full debate at formal semi-annual board meetings. The selection of a convention management firm is an example of an issue that required a consensus of the entire board.

In accordance with the revised bylaws,

officers and ex officio board members are ineligible to vote. Only the 12 elected board members may vote on such matters. In the event of a tie, the president will vote.

Frequency coordination handbook

A draft of the "Policy and Procedure" and "Database" portions of the NFCC coordinator's handbook, which is largely SBE's contribution, was presented to the NFCC for editorial evaluation in January. Members of the NFCC met Jan. 12 at the NAB headquarters in Washington, DC, to review the document. Substantial and constructive editorial input was received from NAB's Ed Williams, SBE past president Richard Rudman, NFCC chairman Jerry Plemmons and other representatives.

Certification exams at NAB

Certification examinations will be Saturday, April 9, during the NAB convention in Las Vegas, NV. Candidates must have submitted their applications for examination to the national office by Feb. 15. The exams will be held in the Las Vegas Convention Center, Room 17 North, from 9 a.m. to noon. Certification examinations also will be given at the national convention in Denver. Contact any chapter's certification chairman or the national office for deadlines and further details. Study guides are available.

EXECUTIVE COMMITTEE

Jack McKain	President
Robert Van Buhler	Vice President
Richard Farquhar	Secretary
Bill Harris	Treasurer
James Wulliman	Elected Director
Andy Butler	Executive Director
Richard Rudman	Immediate Past President
Roger Johnson	Outgoing Past President/Adviser
Helen Pfeiffer	Executive Secretary

Van Buhler is chief engineer for WBAL-AM and WIYY-FM, Baltimore.

Alden Color Radar: All The Extras At No Extra Cost.

A color radar system should include certain features as standard. Because while the base price may look OK, it can be a shock when you put together the options that make it perform the way you want.

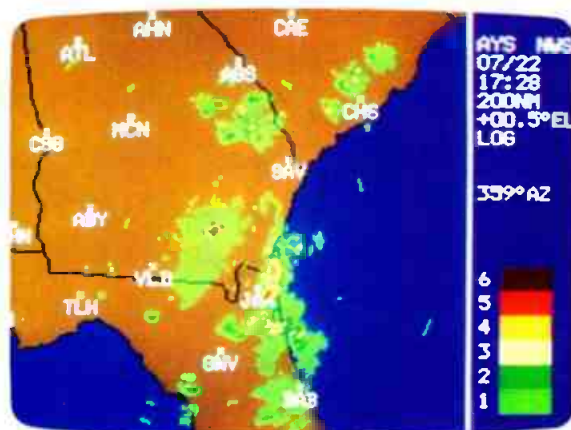
That's why you should look at the Alden C2000R. We've just redesigned it to include more features than ever—and kept the price the most competitive around.

Our radar network has expanded. You can access any NWS radar in the country, over 120 of them nationwide. And each has its own customized 4-color background—you don't pay extra for it.

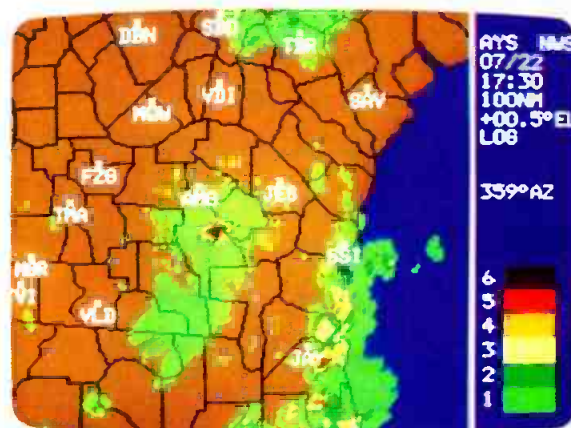
We've also added four built-in range displays, from 25 to 200 miles, so you can focus on your local weather, or display the entire region—at the push of a button.

Our image memory has been expanded so you can store up to 16 images with the standard system, or add another 48 frames if you want. You can loop combinations in time-lapse sequences to emphasize the drama of storm movement.

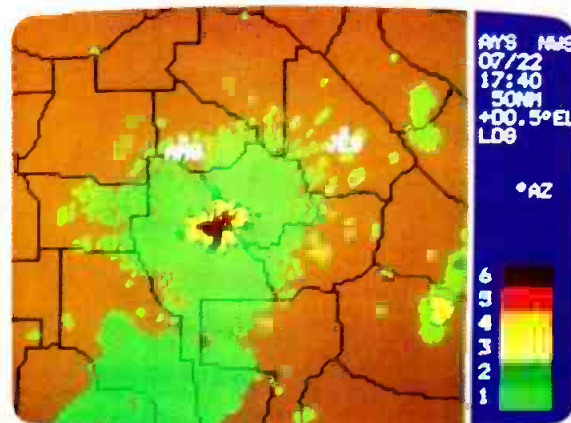
And now you can collect your time-lapse sequences more easily than ever. Our new auto-dialer can be programmed to automatically



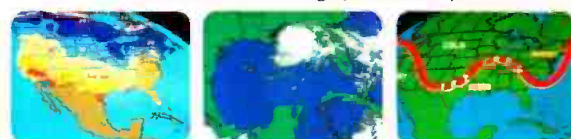
Waycross, GA: 200-nautical mile range.



Same storm, 100-NM range (with county lines).



Close-in, 50-NM range (same storm).



Our C2000R/S System adds weather graphics such as these from major private databases.

call the radar at preselected intervals—freeing you up for other important tasks.

We still include the wide variety of standard features that make Alden the most flexible system you can buy. Zoom, pan and scroll, range rings and sweep line. And NTSC and RGB compatibility that make it usable for broadcast.

In addition to the C2000R radar system, Alden offers the C2000S weather graphics system, which lets you access a variety of private databases. Our "building-block" design lets you add either system to an existing C2000 model at any time in the future, with minimal additional cost.

For more information on Alden's weather radar and weather graphics systems, call or write Alden Electronics, 135A Washington Street, Westborough, MA 01581. (617) 366-8851.

Please send information on:

- ☐ C2000R Color Radar System
- ☐ C2000R/S Radar and Color Weather Graphics System
- ☐ C2000M Single Picture (radio version)

Name _____

Company _____

Address _____

City _____ State _____ Zip _____

Phone _____

For a live demonstration, Please visit Booth 4566-4567


ALDEN ELECTRONICS

Circle (14) on Reply Card

www.americanradiohistory.com

SONY

BETACART BVC-10



24-hour cash machine.

Face it. If your station doesn't have a rock-solid, economical way to deliver station breaks, you could go broke.

Enter the Sony Betacart[®] system. With a single stroke, it has redefined the video cart system from temperamental mechanical monster to perpetual profit machine.

Today, the Betacart system is the most accepted state-of-the-art system for commercial presentation. With proven, easy-to-use software packages for spot delivery *and* news. Ultra-reliable, side-loading mechanics. And multiple backup and self-diagnostic systems.

And now, by incorporating Betacam SP[®] technology, the Betacart system delivers even higher quality video and versatile 4-channel audio.

It's one of those rare purchases you can make for your station that pays for itself many times over. And will continue to do so. Because Sony is constantly developing new applications to make Betacart products even more versatile.

For more information on the top cart system for improving your bottom line, contact your Sony Broadcast representative. Or call Sony at 800-635-SONY.

SONY.

Broadcast Products



Sony Communications Products Company, Broadcast Products Division, 1600 Queen Anne Rd., Teaneck, NJ 07666
© 1988 Sony Corporation of America. Sony, Betacart, and Betacam SP are registered trademarks of Sony Corporation

Circle (15) on Reply Card

www.americanradiohistory.com



NAB '88: BROADCASTING & DEMOCRACY

It's back to Vegas and bigger than ever.

This year's NAB convention theme, "Broadcasting and Democracy: The Winning Ticket," echoes the contribution of broadcast engineers to the election process. Combined with the exhibition is the 42nd annual broadcast engineering conference. The 1988 exhibitors will occupy more space than ever before, and the engineering conference will feature 27 technical sessions with 150 papers, four panel discussions and four workshops.

Friday opening

Once again, the engineering conference program will begin one day before the exhibits open. This arrangement permits broadcast engineers to attend technical sessions without the temptation to sneak away and view the exhibits.

The sessions will begin at 9:30 on Friday morning and will cover *AM improvement*, *TV automation systems* and *graphics and animation*. An informal lunch will be held in the area between the meeting rooms. When the sessions resume in the afternoon, additional AM improvement topics will be discussed, and other sessions will cover *TV audio and stereo* and *TV studio production*.

The AM improvement sessions will cover field experiences with the new NRSC standard, new antenna designs, electrical interference, control and monitoring of adjacent channel splatter and the subjective aspects of service-area protection.

The TV automation systems session will examine TV automation, including equipment interfacing, camera control systems, tape, switching and distribution. The impact of this technology on the newsroom also will be discussed.

The graphics and animation session will provide interesting and informative papers that will keep you up to date with the election and 3-D graphics, weather displays and animation techniques.

TV sound and stereo will be the subject of a Friday afternoon session. Presentations on surround sound, testing multichannel sound systems, new transmitter stereo exciters and a report from the SMPTE multichannel recording committee are scheduled.

A studio production session will feature presentations on preparations for the Olympics, camera lenses, news set design, communication systems, editing and the production of TV specials.

You don't need to make the choice between visiting the exhibits or attending the technical sessions, because with careful scheduling you can do both. Check the schedule for sessions you don't want to miss, set your digital watch alarm, and head for the exhibit floor.

The *radio and TV new technology* sessions will be presented on Saturday morning, along with the opening of the giant equipment exhibit. The TV session will feature papers on video transmission system noise-reduction techniques, a new solid-state video recorder, smart video monitors, new-generation test equipment and digital video modulation transmitters.

The radio session will look at ways to reduce FM multipath effect using FM boosters, FMX multistation FM antennas, measuring AM noise in FM transmitters and new audio switching and routing techniques.

The TV post-production session, also on Saturday morning, will feature presentations on editing movies for television, music and effects. A variety of viewpoints and techniques will be presented. Examples of recent developments will be shown on large-screen video projectors.


Saturday sessions

The real work will begin on Saturday.

Saturday luncheon

Plan to attend the engineering luncheon

MII.
ONE SIZE FITS ALL.





At JVC, we know what it's like to be in your shoes. Every day you have to tap dance between a barrage of equipment and format changes.

Fortunately, MII can make your job a whole lot easier. It's the first truly universal format that answers the needs of people in the field, in the studio and in production — while delivering broadcast quality results. And MII delivers these results in half the space and with less than half the weight of 1" C systems.

As you might expect, our new MII component video recording systems more than live up to the JVC reputation for value. In fact, to pack any more value or features into our economical MII units would probably take a shoehorn.

For example, you'll find features to choose from like four audio tracks, a time base corrector, an integral longitudinal and vertical time code, time/date generator with presettable user bits, automatic backspace editing and Dolby-C noise reduction...to name just a few.

FINALLY! THE UNIVERSAL FORMAT THAT TAKES YOU FROM ACTION, TO EDITING, TO OVER-THE-AIR WITHOUT MISSING A STEP.



Plus, by combining the CTCM (Chrome Time-Compressed Multiplex) recording system with high-density metal particle tape, JVC's MII format can deliver up to 90 minutes of broadcast quality recording/playback time in VHS-sized 1/2" cassettes. All without worrying about format switches or losing quality during editing — even several generations down the line.

Most importantly, *only* JVC gives you a choice. This means you can select a less sophisticated MII system, say for ENG/EFP, and a more advanced MII system for studio work. Also, since each unit is completely compatible with each other, you can virtually build your own system, feature for feature. And upgrade at any time.

JVC's MII. The affordable, universal format you've been waiting for.

For literature or demonstration, call toll free: 1-800-JVC-5825.

JVC Professional Products Company,
41 Slater Drive, Elmwood Park, NJ 07407.



JVC®

**ALWAYS A STEP AHEAD...
TO KEEP YOU A STEP AHEAD.**

See Us At NAB Booth #2656

Circle (16) on Reply Card

on Saturday. In addition to a good meal and a chance to relax, you also will hear Richard C. Kirby, director of the International Radio Consultative Committee (CCIR), speak on the importance of international standards for broadcasting.

Also at the luncheon, Jules Cohen of Jules Cohen & Associates, broadcast engineering consultants, will be presented with the NAB Engineering Achievement Award, the most prestigious award in the broadcast industry. Cohen is known throughout the country for his dedication, engineering knowledge, unquestioned integrity and diplomatic prowess. He retired this year after 50 years in broadcast engineering. Join the ceremonies and extend your congratulations to him.

Because there are no technical sessions scheduled for Saturday afternoon, engineers may tour the exhibits with their managers and take in the convention's opening ceremonies and entertainment.

Sunday

Broadcast engineering and high-definition television (HDTV) will be the topics of technical sessions scheduled for Sunday morning. The radio engineering session will feature papers on grounding guy wires on AM towers to improve performance,

broadbanding equipment, DA array adjustments, circularly polarized FM receive antennas, AM pattern stability and adding an AM signal to FM towers.

The TV engineering session will cover several topics including reducing downtime with solid-state transmitters, new-generation VTRs, election information via teletext, mixing component and composite video, a new-generation camcorder and other TV developments.

A separate HDTV production session will continue all day Sunday, and feature reports and products from a variety of HDTV production facilities around the world. Examples of HDTV productions will include the "Movie of the Week." Other papers to be presented will include implementing HDTV in today's studio, HDTV production for the Olympics and HDTV camera tubes. An HDTV giant-screen video projector will provide the audience with theatrical-quality presentations during this session and throughout the conference.

Sunday afternoon will bring sessions on *studio construction and acoustics* and *broadcast auxiliary operations*. The studio construction session will look at project management, acoustical troubleshooting, CAD drawing standards and studio facili-

ty design. Multiple, wireless mic planning, 40GHz systems, new-generation RPU systems and frequency-coordination issues will be part of the broadcast auxiliary session.

At 4 p.m. Sunday, a special workshop and participation panel will demonstrate how broadcast engineers can use personal computers for broadcast engineering applications. Software and hardware demonstrations will be covered.

Once again, four Sunday evening engineering workshops on *contract engineers*, *RF radiation*, *AM and antenna tuning* and *acoustics* will be held. Each workshop will feature expert panelists and will encourage audience participation.

Monday

The Monday morning sessions will focus on *the digital radio studio*, *advanced TV transmission systems*, *AM-FM allocations* and *environmental concerns*. The digital radio studio session will examine tapeless audio production, digital production facilities, R/P digital disk equipment and digital editing.

The advanced TV transmission systems session will include reports from the ATSC and presentations from six HDTV system design proponents. The AM-FM alloca-

Aural hygiene for your phones.

Digital Hybrid

Now your telephone audio can have the consistent quality you demand for on-air use, interviews and IFB.

Gentner's new Digital Hybrid cleans up telephone audio with automatic nulling, digital signal processing and advanced digital filters. Call after call, your audio stays clean and clear — levels remain comparable.

Digital signal processing ensures maximum return loss possible in a telephone hybrid. That means talent sounds crisp and clear, not "hollow" when

talking on the phone.

And, like all Gentner telephone products, the Digital Hybrid is easy to install and use and is backed by our proven customer support.

Call your distributor or Gentner Engineering today to improve your phones' aural hygiene with the Digital Hybrid.

- Automatic nulling
- Consistent caller audio levels
- Send level is consistent to callers
- Works with 1A2 and most digital phones

GENTNER
SOUND THINKING
Circle (17) on Reply Card

© Copyright 1987 Gentner Engineering Co., Inc.



The good news is...



TSM's camera automation system expands to meet all your requirements.

See a completely automated live news broadcast. NAB Booth 2069.

Studio camera automation has arrived...the HS-110P.

The HS-110P automated pan/tilt head provides more effective utilization and distribution of production talent...and at a surprisingly affordable price.

- Our highly repeatable servos and stiff mechanical design provide the same feel and responsiveness of a manned camera...*absolutely essential for camera automation.*
- Four HS-110Ps, using our software driven Multi-Controller, provide a quality production with one operator. As an alternative, *the HS-110P Heads can be controlled directly by a News Room computer via MultiController's serial input.*
- These features coupled with our Multi-Controller's "shot storage" and "motion learn" capability provide the director with complete and repeatable camera moves...with less staff and improved communications...*resulting in a more efficient production and a lower operating budget.*
- Automate for your future...now. Call us for a demo.

HS-110P features:

Load capacity of 250 lbs.
Max. velocity of 90°/sec.
Preset return accuracy of 18 arc seconds (0.03141" from 30 ft.)
Highly responsive servo design.

TSM

**TOTAL SPECTRUM
MANUFACTURING INC.**

709 Executive Blvd., Valley Cottage, NY 10989
914-268-0100 FAX: 914-268-0113

Circle (18) on Reply Card

tions session will have a report from the FCC on recent changes in AM and FM allocations, using directional FM antennas and AM band propagation.

The environmental concerns session will contain important information about working close to high-power RF devices, a new RF ammeter, taming lightning near towers, community-wide PCB cleanup and a review of tower lighting regulations.

Monday afternoon is reserved for sessions on *radio production and audio processing*, *UHF-TV transmission systems* and *radio-TV satellite systems*. The radio production session will include presentations on designing highly functional remote units, putting the "Morning Zoo" on the "tube," new cart machine systems and novel methods for processing remote audio feeds.

The UHF-TV transmission systems session will feature papers on updating older UHF transmitters, high-power, solid-state facilities, and using CP and directional UHF antennas. Because satellites are critical for broadcast news departments, the satellite session will feature papers on field-testing Ku-band antennas, station-designed SNVs, low-cost satellite programming for radio and highly portable uplink antennas.

Calling all hams

Don't forget the annual *ham radio operators reception* Monday evening in the Hilton Hotel. There will be refreshments, good times and, of course, door prizes. Bring your QSL or business card for posting, meet old friends, make new friends, compare walkie-talkies and, maybe, win a prize. Plan on enjoying this relaxing break in the convention. The Las Vegas radio clubs will have repeater frequencies available for general use.

Tuesday

The technical sessions will continue with *fiber optics and digital transmission systems*, *alternate power and grounding systems* and a major report from the FCC Advanced Television Systems Committee. The fiber-optics session will feature fundamentals, applications, telephone company-to-home delivery systems and high-speed digital TV transmission. Papers on solar-powered stations, power conditioning and important broadcast applications of uninterruptible power systems will be included in the alternate power session.

Following the morning sessions at 11 a.m., the NAB will host the annual *FCC engineers forum*, chaired by Otis Freeman of WPIX-TV, New York. The forum will fea-

ture Alex Felker, the new mass media bureau chief; Bill Hassinger, engineer; Tom Stanley, chief engineer of the office of engineering and technology; Dick Smith, chief of the field operations bureau; and a field engineer. These engineers will be able to answer your questions about deregulation, rule compliance, inspections and remote control and other technical issues. There will be no better opportunity to get an insider's viewpoint on the technical condition of the broadcast spectrum.

You can do it all

The broadcast industry has become more innovative, competitive and technically sophisticated than ever before. This year's conference represents an excellent opportunity for all broadcast engineers to become more informed, more imaginative and more efficient in the performance of station operations.

Select the technical sessions and papers as carefully as you plan your tour of the floor. Plan your visit to the convention with the same precision you'd use to install a new transmitter, and make the most of the time and facilities available. Just as building a broadcast facility requires careful planning, so too does attending the 1988 NAB convention. | :?(-))]]



When Time is Unreal, You Need Real-Time.

Quanta presents a very practical solution to crunch time: the new anti-aliased, free-form Delta 1™ character generator with real-time operation. *Real-time* as in instant sizing by character, instant rendering, and instant digital compositing.

And with features like flash digitizing and dual frame buffers, Delta 1 is the perfect solution to your production pressures.

The new Delta 1 character generator from Quanta. Real-time for the next time you're in a squeeze.

We Liberate the Imagination.

QUANTA®
DYNATECH Broadcast Group

Quanta Corporation • 2440 South Progress Drive • Salt Lake City, Utah 84119 • (801) 974-0992

Circle (245) on Reply Card

FIELD PRODUCTION

A special job demanding specialized products.



For your audio needs: a growing line of compact, easy-to-use FP amps and mixers.

Shure FP products are built specifically for ENG, EFP, film, and video work. They're not general audio products that "might" work on remotes. And no one offers as wide a selection with this kind of built-in ruggedness and reliability.

FP32



FP42



For Stereo Remotes. The FP32 Stereo Mixer is comparable in size and features to our famous FP31. Its stereo capability, light weight, easy-to-use controls and convenient shoulder harness make it the first choice of field crews. Our FP42 Stereo Mixer simplifies mic cueing, so important in situations like sports remotes. Plus it enables you to easily mix down stereo in your post production booth. It offers all the features of the popular M267 plus stereo capability and a stereo headphone amp.

FP31



FP16



The Industry Standards. The FP31 is Shure's original field production mixer. Thousands bet their audio on it worldwide. The FP16, a one-by-six distribution amp with transformer balancing and link jacks, outperforms all competition. It's also ideal as a portable press bridge.

FP11



FP12



For Long Yardage Situations. The FP11 Mic-to-Line Amp provides freedom from noise in long line situations, with up to 84 dB of gain in 15 6-dB steps. It converts any mic to line level and includes an invaluable limiter circuit. The FP12 Headphone Bridging Amp is a must for shotgun and boom operators. It keeps them on target without need for a return line. It's ideal for multiple headphone feeds, troubleshooting, and as an intercom.

FP51



The new FP51 gated compressor/mixer rides gain automatically. Once you set the compression level, the FP51 adjusts automatically to changing signal levels in critical remote-to-studio feeds to maximize signal output. As a result, your broadcast is quieter, smoother, better balanced and more natural sounding.

For more information on the entire FP line, call or write Shure Brothers Inc., 222 Hartrey Avenue, Evanston, IL 60202-3696. (312) 866-2553.

SHURE®

THE SOUND OF THE PROFESSIONALS...WORLDWIDE®

See Us At
NAB Booth #203

Circle (250) on Reply Card

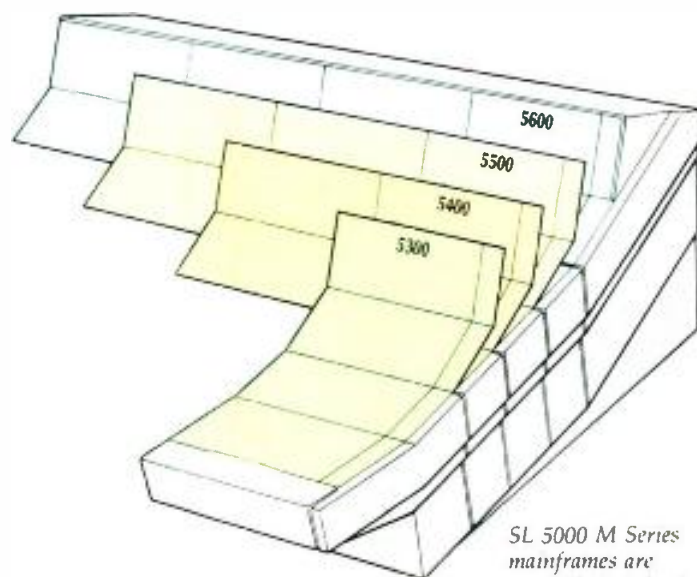
The SL 5000 M Series

The World's Most Advanced Stereo Broadcast Consoles

The SL 5000 M Series is designed to meet the demands of today's broadcasters – offering a new level of operational and creative flexibility in a practical format.

Built from a wide range of audio and control cassettes housed in a variety of mainframe sizes, the SL 5000 M Series offers all the advantages of customised functions and layouts, even for the smallest consoles. Larger organisations will also benefit from common operating procedures, parts stock and maintenance routines.

The SL 5000 M Series is designed for a wide diversity of applications – live radio, continuity, outside broadcasts, film and video post. It will satisfy your requirements for many years to come.



SL 5000 M Series mainframes are available in 4 depths and from 8 to 72 channels wide, allowing consoles of almost any size and capacity.



HTV – Bristol ▴

Film Australia – New South Wales ▽



Whether you are looking for an eight input on-air console, or a 72 input multitrack desk, call us now and join the growing number of broadcasters equipped for the 1990s.

Solid State Logic

Oxford • Paris • Milan • New York • Los Angeles

Begbroke, Oxford, England OX5 1RL • (08675) 4353
1 rue Michael Faraday, 75180 Montigny le Bretonneux, France • (1) 34 60 46 00
Via Cesare Cantù 1, 20092 Cinisello Balsamo, Milan • (2) 612 62 81
320 West 46th Street, New York, NY 10036 • (212) 315-1111
6255 Sunset Boulevard • Los Angeles, California 90028 • (213) 463-4444

Circle (251) on Reply Card



Technology: setting the pace for broadcasting

Economics is the driving force behind advancements in broadcast technology.

Radio and TV stations live by technology. Advancements in component design and implementation have given broadcasters a whole new range of products from which to choose.

All of this is well and good, but the development of technology for technology's sake isn't going to sell any products. Technology that makes sense is based on real needs. And real needs are best defined by economics.

Think about the major advancements in broadcast equipment during the past 10 years. Here's a brief list of what comes to mind:

- Graphic paint systems
- Computer-based equipment of all kinds
- Stereo television
- Digital audio-video recorders and editors
- Fixed and mobile satellite transmitters/receivers
- Fiber optics
- Small-format video cameras
- Smart remote-control systems

The list could go on and on. There is, however, a common thread woven through all successful product lines: The inherent technology fills a need. That need may be for more efficient station operation, faster production of program material or an improved on-air look or sound to keep up with the competition.

The application of technology all boils down to the marketplace. It is our greatest challenge and our greatest ally. It drives stations and, thereby manufacturers, to ever-greater levels of efficiency and performance. We examine some of the key areas of the technology-driven marketplace this month.

• **"Breaking New Ground: The MSDC Klystron" page 36**

Nowhere is the drive for efficiency more important than in UHF-TV broadcasting.

• **"Comparing Klystron Designs" 54**

The decision on which klystron technology to buy can have a long-term im-

pact on your station's bottom line.

• **"In the Chips" 70**

Integrated circuits have revolutionized the audio industry. New developments hold the promise of even greater performance.

• **"Researching the Future" 84**

Research holds the future for broadcasting. But who is doing the research?

The past decade has brought developments and products that few broadcasters would have dreamed of in 1978. With the rapid pace of technology today, we can only speculate on what the next decade will bring.

A handwritten signature in cursive script that reads "Jerry Whitaker".

Jerry Whitaker,
editorial director



Breaking

By Jerry Whitaker, editorial director

Much work has been devoted to improving the efficiency of klystrons for UHF-TV broadcasting. The driving force behind this work has been economics. UHF broadcasters use high transmitting power to provide adequate coverage to their service areas—and that high power costs money.

Developmental work on the multistage depressed collector (MSDC) klystron began several years ago. A joint project of NASA, NAB, PBS, several transmitter manufacturers, Varian Associates and others, the effort has produced a working tube that is capable of efficiency in UHF-TV service that was impossible with previous technology.

The MSDC device has potential for both broadcast and non-broadcast applications. NASA originally became involved in the project as a way to improve the efficiency of satellite transmitters. With limited power available on board a space vehicle, efficient operation is critically important. Such transmitters traditionally operate in a linear, non-efficient mode.

Inside the MSDC tube

The MSDC device is essentially identical to a standard integral cavity 60kW klystron, except for the collector assembly. Researchers took an off-the-shelf klystron design (the Varian VKP-7555) and added the new collector to produce the test device. This approach was important for several reasons. First, it provided a test fixture with essentially one variable. Any research project can become needlessly lengthy and complicated if several variables are changed at once. If problems develop with the device, it may be unclear where the fault lies. However, by using a proven gun and drift tube design, attention could be focused on changes in the collector assembly.

Use of existing technology in the test device also provided a measure of assurance that the new MSDC klystron would operate in current transmitter designs. A wealth of technical data exists on klystron operation and performance in the field. Adapting new technology onto an existing device allows more accurate predictions of the ultimate in-service performance of the unit.

Although the MSDC device was built around an integral cavity klystron, researchers are confident that similar

Editor's note: This article is based on information supplied by E. W. McCune, senior scientist, Microwave Tube Division, Varian Associates, Palo Alto, CA.



new ground: the MSDC klystron

**The multistage depressed collector klystron
holds the promise of cutting power bills
in half for UHF-TV broadcasters.**

			FOR COLLECTOR DESIGN 4G		
	RF OUTPUT POWER	TIME	AVG RF POWER	PEAK dc POWER	AVG dc POWER
SYNC	55	0.075	4.1	84	6.3
BLANKING	31.4	0.105	3.3	64	6.7
AVG PICTURE	11.1	0.82	9.1	44	36.1
TOTAL:			16.5kW		49.1kW
dc INPUT POWER REDUCTION			$\frac{49.1}{118.8} = 0.413$		
AVG EFFICIENCY			$\frac{16.5}{49.1} = 0.336$		
EFFICIENCY IMPROVEMENT			$\frac{0.336}{0.139} = 2.42$		
"FIGURE OF MERIT"			$\frac{55}{49.1} = 1.12$		

Table 1. Figure of merit calculation for the MSDC klystron in TV operation. The efficiency improvement compared with a conventional klystron is 2.42. The overall figure of merit for the device is 1.12.

results can be obtained with an external-cavity tube. One area of concern, however, is the mechanical rigidity of the system. An integral-type tube has a larger-diameter beamstick than an external device. Consequently, the integral cavity design can support more weight on its collector than an external tube. This is a concern because the collector assembly in the

MSDC design is larger and heavier than a common collector. To implement an MSDC collector with an external cavity klystron may require additional mechanical supports for the tube assembly.

Cooling for the MSDC is, not surprisingly, more complicated than for a conventional device. The trade-off, though, is that, because of the higher efficiency of


the device, there is less heat to remove. Water cooling is provided on each electrode of the MSDC tube.

The project has not been without its trying moments. Maintaining the structural integrity of the device, mechanically more complicated than a standard klystron, at first gave designers problems. However, those problems were overcome.

Betacam® With Triax Control

Live broadcasting with ENG cameras began with Telemetrics control systems.

Controls • Video • Audio • Genlock • Power
Telemetrics—for over 20 years the innovators of
camera control multiplexing systems.




Telemetrics Inc.

7 Valley St. Hawthorne, N.J. 07506
For Information Call (201) 423-0341

*Ask for info on Pan/Tilt Systems

Circle (19) on Reply Card

Varian EIMAC...



SERVING THE BROADCAST WORLD!

For over 50 years Varian EIMAC's tradition of quality and dependability has been firmly established, and continues to be the industry leader today.

Stringent manufacturing standards and controls reduce transmitter downtime and eliminate excessive operating overhead. We back these standard tubes with EIMAC's extensive long-term warranties.

Varian EIMAC tubes from watts to megawatts, cavities from megahertz to gigahertz, and accessories support this complete

product line in radio and television.

All Varian EIMAC tubes are warranted 100% to be free of manufacturing defects. Specific warranties for individual tube types are available from Varian EIMAC sales organizations worldwide.

Next to producing the highest standard products, EIMAC provides rapid customer service and support. Our people are trained in their field ready to offer the expertise needed in technical problem solving.

From design to final product, EIMAC personnel are available to do the job. EIMAC is small enough to handle special orders, and large enough to handle large industrial requirements.

We guarantee Varian EIMAC products will be here today for tomorrow's applications. Varian EIMAC's 50 plus years of outstanding performance stands as the benchmark for the industry.

- 301 Industrial Way, San Carlos, CA 94070, Telephone: (415) 592-1221
- 1678 S. Pioneer Road, Salt Lake City, UT 84104, Telephone: (801) 972-5000


varian  eimac

See us at the N.A.B. Booth #3725
Circle (20) on Reply Card

Mathematical models

Researchers had planned to build 10 experimental models of the MSDC. Only two have been constructed so far, however, because of improved computer characterization of the operation of the new device. New mathematical models, based on computer-aided design (CAD), provided valuable information that in previous projects was obtained only through the construction of test devices.

Mathematical models designed on CAD systems provided researchers with detailed information on the interactions of electrons in the collector region. A series of collector designs were analyzed with the newly developed programs, permitting optimization of the system using the computer rather than actual test devices.

The main benefit of such a mathematical approach is that it is unnecessary to build hardware to test a theory. The appropriate data can be entered into the computer, and tests can be run to determine what the system would do, if constructed.

Computer modeling also provided the basis for optimization of a *beam-reconditioning* scheme incorporated into the MSDC klystron. Beam reconditioning is achieved by including a *transition region* between the RF interaction circuit and the collector under the influence of an intermediate magnetic field. Computer analysis allowed optimization of the refocuser geometry and the magnetic field before a test device was built.

The mathematical models made for the MSDC project translated well into practice when the actual device was constructed. This background data is expected to provide designers new tools in developing additional products for broadcast and other markets.

Why 4-stage MSDC?

From the electrical standpoint, the more

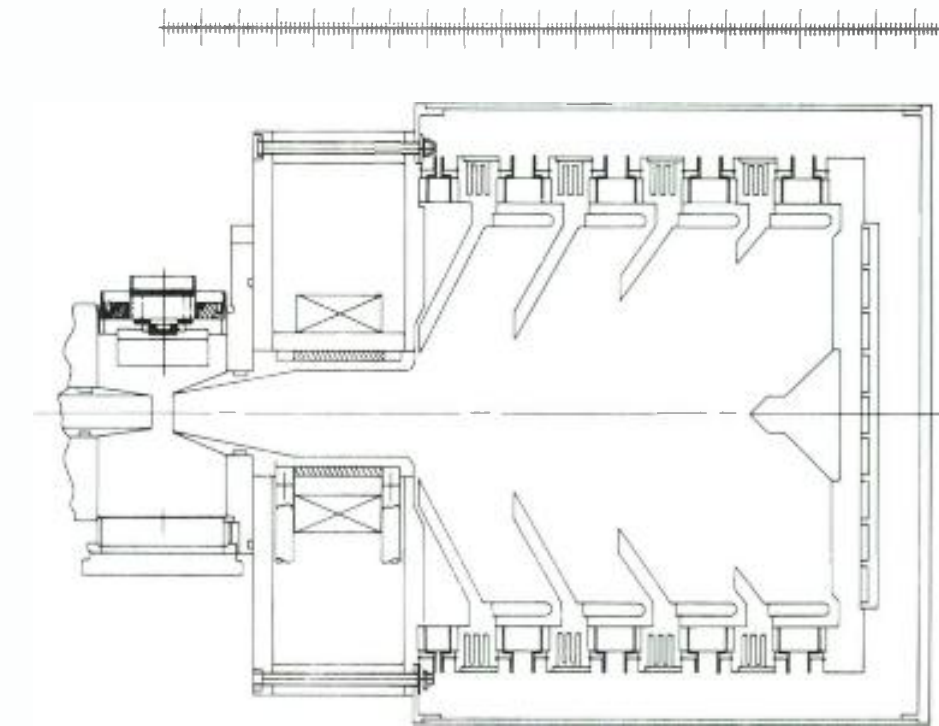


Figure 1. Mechanical design of the multistage depressed collector assembly. Note the "V" shape of the 4-element system. (Illustrations courtesy of Varian Associates.)

stages of a multistage depressed collector klystron, the better. The predictable trade-off is increased complexity and, therefore, increased product cost. Also, a point of diminishing returns is reached as additional stages are added to the depressed collector system. A 4-stage device was chosen for the test unit because of these factors. As additional stages are added above four, the resulting improvement in efficiency is proportionally smaller.

The mechanical configuration of the 4-stage MSDC unit is shown in Figure 1. Note the "V" shape that was found, through computer studies, to provide the best "capture" performance, minimizing electron feedback.

Figure 2 illustrates the dispersion of electrons in the collector region for a zero output operating mode (white picture). Note that there is little dispersion of electrons

between stages of the MSDC. Most are attracted to electrode No. 4, the element at the lowest potential (6.125kV).

Collector electron trajectories at 25% saturation are shown in Figure 3. The electrons exhibit predictable dispersion characteristics during the application of modulation, which varies the velocity of the electrons. The Figure 3 waveform is a reasonable approximation of *average modulation* for a typical TV waveform.

Figure 4 shows electron trajectories at 50% saturation, approximately the blanking level. Note the increased number of electrons attracted to electrodes No. 2 and 3, the higher-potential electrodes.

Electron dispersion at 90% saturation, as shown in Figure 5, is at approximately the level of sync. As modulation is increased, increasing numbers of electrons

Continued on page 44

	RF OUTPUT POWER	TIME	AVG RF OUTPUT	BEAM INPUT POWER	AVG BEAM POWER
	kW		kW	kW	kW
SYNC	55	0.09	4.95	94	8.46
BLANKING	31.4	0.177	5.56	61	10.80
AVG PICTURE	11.1	0.733	8.14	32	23.46
TOTAL:			18.65		42.72
AVG EFFICIENCY =	$\frac{18.65}{42.72} = 0.437$	$\frac{18.65}{29.29} = 0.673$			
FIGURE OF MERIT =	$\frac{55}{42.72} = 1.287$	$\frac{55}{29.29} = 1.878$			
		* WITH MSDC			

Table 2. Figure of merit calculation for a Klystrode, and a Klystrode fitted with a multistage depressed collector. The figure of merit calculated for the combined technology device is 1.878.

**DON'T MISS THE 120 kW
Klystrode Transmitter at
COMARK'S NAB BOOTH #333.**

THE FUTURE OF UHF TELEVISION HAS ARRIVED ...

KLYSTRODES

The future of UHF Television Transmitters is again brought to you by **COMARK**. After extensive research, product development and testing, the world's first Klystrode TV transmitter will be on the air this summer. From the very first moment that the Georgia Public Telecommunications Commission turns on its new Comark 120 kW Klystrode UHF Transmitter, they can look forward to **slashing their energy bills by \$50,000 or more a year ... year after year!** Once again Comark has used groundbreaking technology to deliver tremendous bottom line savings for its customers, while the competition watched from the sidelines.

Best of all, these transmitters are in production now! Call your regional sales office for a firm price and delivery quotation.

Comark. Technology you can bank on.



240 kW Transmitter shown.



Southeastern Sales Office
Byron E. Fincher
P.O. Box 179
Cropwell, AL 35054
(205) 525-5660

Northeastern Sales Office
Richard E. Fiore, Jr.
P.O. Box 616
Southwick, MA 01077
(413) 568-1808

Western Sales Office
Marty Jackson
P.O. Box 66507
Scotts Valley, CA 95066
(408) 438-4273

COMARK COMMUNICATIONS, INC.
A **Thomson-CSF Company**

P.O. Box 506, Route 309 & Advance Lane
Colmar, PA 18915 • (215) 822-0777 • Telex: 846075


Circle (21) on Reply Card



**SUDDENLY
YOUR
CURRENT
POWER TUBES
BECAME
VERY OLD
AND VERY
TIRED.**

AMPEREX does it again. We've come up with UHF, VHF and FM transmitting tubes that give replacement transmitters much longer life. Installation and tuning are much simpler. Maintenance much easier and less frequent. And operation much less costly. When your transmitter is ready for replacement, it will pay you to consider the advantages of specifying Amperex tubes in your new transmitter installation. In the meantime, get ready by calling or writing for details.

Amperex Electronic Company,
a division of
North American Philips Corporation,
230 Duffy Avenue,
Hicksville, NY 11802.
(516) 931-6200.
Outside the U.S.A. contact:
Philips Electronic Components
and Materials Division,
5600 MD Eindhoven, The Netherlands.




THE KLYSTRON MODEL YK1270

As a replacement for your current low powered UHF Tetrode tube, the YK1270 will give you 20,000 hours of warranted life. Designed for 10kW combined transmitters, or 15 kW vision transmitters, this new klystron is completely air-cooled, so no plumbing is needed.


THE TETRODE MODELS YL1530 AND YL1631

A new advance in FM broadcasting, these tube and dedicated cavity combinations have one knob tuning instead of the extensive tuning needed by older tubes and cavities they replace.



THE TETRODE MODEL YL1630

With its dedicated cavity, this tetrode gives high powered VHF TV installations broadband input circuitry so the tube can operate over a wide frequency range without tuning the input circuit.



Amperex®
Amperex Broadcast Components

See us at NAB, Booth No. 2541-2545

Circle (22) on Reply Card

www.americanradiohistory.com



Figure 2. Collector electron trajectories for the zero RF output condition. Note that nearly all electrons travel to the last electrode (No. 4), producing electrode current I_4 .




Figure 3. Collector trajectories with 25% saturation. With the application of modulation, the electrons begin to sort themselves out.




Figure 4. Collector electron trajectories at 50% saturation, approximately the blanking level. The last three electrodes (Nos. 2, 3 and 4) share electrons in a predictable manner, producing currents I_2 , I_3 and I_4 .




Figure 5. Collector trajectories at 90% saturation, the sync level. Note the significant increase in the number of electrons attracted to the first electrode, producing I_1 .

Continued from page 40
are attracted to the higher-energy electrodes. The dramatic increase in electron capture by electrode No. 1, the highest-potential element at a voltage of 24.5kV, can be observed.

The electrons sort themselves out in a predictable manner. Notice the arc that is present on many electron traces. The electrons penetrate the electrostatic field of the collector, then are pulled back to their respective potential.

The completed MSDC assembly is shown in Figure 6 with the collector shield partially removed to allow visibility of the collector elements. The collector of the 4-stage MSDC design is actually composed of five elements mounted between ceramic rings for electrical insulation. The fifth electrode is at cathode potential. Each electrode contains passages for water cooling.

Figure 7 shows the distribution of collector current as a function of drive power. With no RF drive, essentially all current goes to electrode No. 4, but as drive is increased, I_4 drops rapidly as collector current is distributed among the other elements. It is interesting to note that the current to electrode No. 5 (cathode potential) peaks at about 10% of beam current. This suggests, according to researchers, that the secondary yield of the collector surfaces, a concern addressed during the design stage of the MSDC tube, is within acceptable limits.

Inserted between the klystron and the collector assembly is a refocusing electromagnet that controls the electron beam as it enters the collector region.

Researchers believe that the MSDC design will have little, if any, effect on the lifetime of the klystron. The electron beam is essentially unchanged. The tube is identical to a conventional integral cavity klystron except in collector design. Researchers have simply found a more efficient method of recovering electrons from the cathode beam and returning them to the power supply.

Power savings are realized because the electrostatic forces set up in the MSDC device slow down the electrons before they contact the copper electrode. The heat that would be produced in the collector is, instead, returned to the power supply in the form of electrical energy. In theory, peak efficiency would occur if the electrons were slowed down to zero velocity. In practice, however, that is not possible.

Problem areas

The general concept for the collector was developed at NASA's Hughes Research Center in Cleveland. Researchers had been working on the problems of achieving highly efficient operation from tubes operated at UHF frequencies and above. They recommended to Varian that the configuration shown in Figure 1 be tried. It had been used successfully on traveling wave tubes. Whether it would work on a klystron, however, was unknown.

The prevention of feedback within the MSDC device was cited as a potential problem area for designers. Feedback would occur if electrons in the collector not attracted by any of the electrodes were to return to the drift tube area of the klystron. Such an occurrence would serious-

Give it your best shot with Ampex.

There are two kinds of videotape companies.

Those who commit all their efforts, resources and research to the video professional.

And those who don't.

Ampex is totally committed to the professional market. Which means we have to be dedicated to providing the best products and service in the business.

Our commitment begins with Ampex Process Management—an advanced quality program that assures you unmatched consistency. So you can count on superior picture quality. Tape after tape, year after year.

And we give you this exceptional dependability in over 100 configurations for commercial and broadcast production to electronic news gathering and corporate training.

And as hardware requirements change and new formats emerge, Ampex research and development ensures that you're always covered for the future.

Ampex's dedication to the professional also includes full technical support, immediate deliveries and the most personal service in the industry.

If Ampex sounds like your kind of videotape company, get in touch with us soon. Because anything less could be just a shot in the dark.

AMPEX

It's your best shot.

Ampex Corporation
Magnetic Tape Division
401 Broadway
Redwood City, CA 94063
(415) 367-3809

Circle (23) on Reply Card




Figure 6. Photograph of the construction of the collector region of the MSDC test device. The 5-element design (four stages plus one electrode at cathode potential) includes cooling ports on each electrode.

ly distort the linearity of the device. Particular attention was given to ensuring that the mechanisms that could lead to feedback within the MSDC tube did not occur. Other areas of some concern involved suppression of secondary electrons,

collector cooling and RF radiation.

Suppression of secondary electrons was accomplished both through the mechanical design of the collector and through the use of special materials on the collector surfaces. Materials were available that exhibit low secondary yield, such as carbon. But carbon is known to absorb gases, a potentially serious problem in a vacuum-tube environment. The solution was to apply only enough carbon to keep secondary electrons at a low level. If the carbon coating on the collector assembly was kept thin, only a small volume would be available to absorb gases.

To achieve the necessary thin carbon layer, a sputter-coating system was used. This equipment, originally designed for use in producing semiconductors, uniformly applied the thin carbon coating. Each element of the collector is coated separately, then assembled.

Cooling for any complicated mechanical device can be a concern, especially when high voltages are present. Cooling is accomplished through water jackets on each collector electrode.

Another area of concern was the potential for RF radiation. Video currents exist

in the elements of the collector, and the design of the power supply must take that into consideration. Interestingly, it was determined that the main problem relating to radiation would probably come from the video component of the klystron waveform, rather than from the RF component.

The MSDC tube is now, according to researchers, essentially buildable. In fact, a second unit has been assembled with no unusual problems. The major construction problem during assembly of the first device was coming up with a method to deal with differential thermal expansion of the various parts of the MSDC assembly. Because of the large parts used in the collector, differential expansion was exhibited from one section to another. This effect was noted during the evacuation process, during which time the tube is exposed to high temperatures.

MSDC power supply

Design criteria for the collector power-supply system create a mixed bag of requirements. The critical parameter is the degree of regulation between the cathode and anode. The relative differences among the elements of the collector do not appear to be significant. Consequently, the bulk of the power supplied to the tube does not need to be well-regulated. This is in contrast to current klystron operation, in which the entire beam power supply must be regulated. This factor effectively decreases the amount of power that needs to be regulated to 1%-2% of the dc input, offsetting to some extent the additional cost involved in constructing multiple supplies to facilitate the 4-stage MSDC design.

Two approaches can be taken to collector supply design, as illustrated in Figures 8 and 9. Figure 8 shows a power supply using parallel arrangement of the power units, and Figure 9 shows a series-constructed system. In both cases, the collector electrodes are stepped at a 6.125kV potential difference for each element.

Performance

The improvement in efficiency achieved with the MSDC is impressive. Figure 10 shows the overall tube efficiency of a 60kW device, compared with a standard collector klystron. The depressed collector actually performed better than predicted, as shown in the illustration. Test data showed the MSDC klystron operating in a pulsed mode to reach almost 64% efficiency at 55kW peak of sync power output. The typical performance of a pulsed klystron is 45% efficiency.

Particular attention was given to the bandpass performance of the test device. Figures 11 and 12 chart power output as a function of frequency and RF drive. Figure 11 shows the full power test case, and Figure 12 shows the tube in a beam-puls-

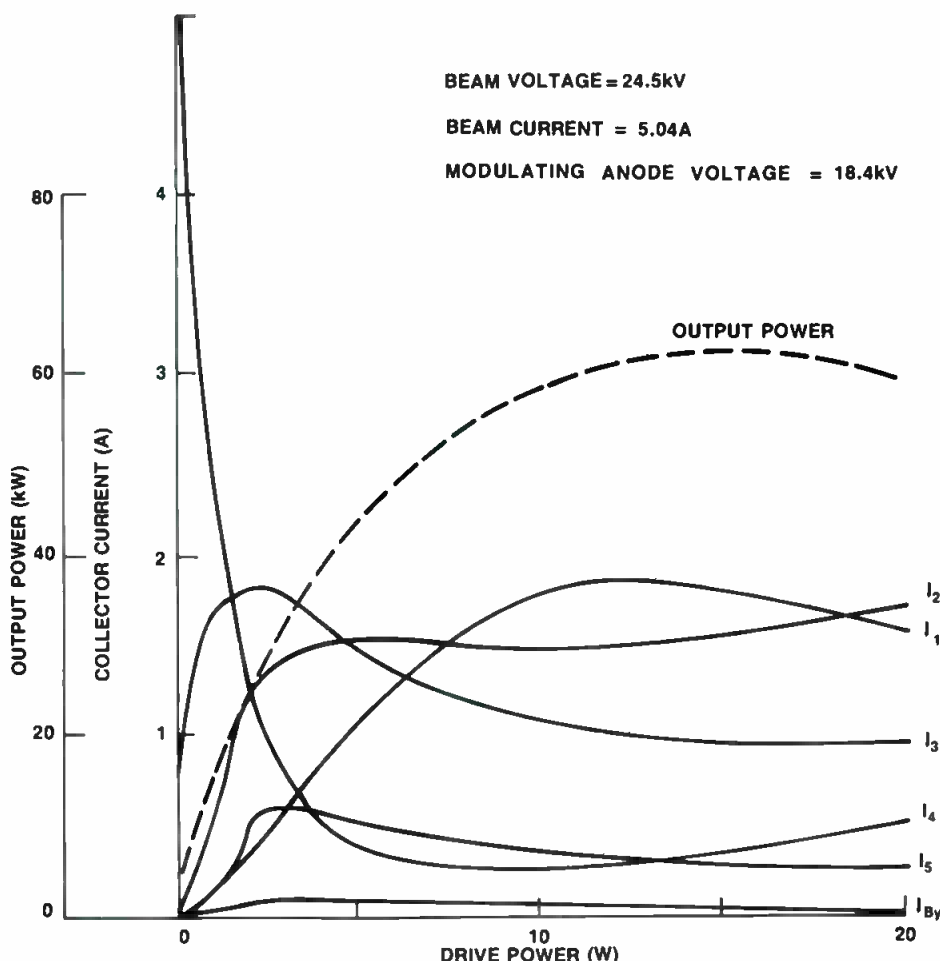


Figure 7. The distribution of electrode current as a function of drive power. Note the significant drop in I_4 as drive power is increased. I_5 is the electrode at cathode potential.

One tape makes every production a commercial success.

You've shot 30 takes and everything has to be perfect. Including the tape.

With Ampex, you always get your best shot. You don't have to worry about dropouts, mechanical problems or other glitches that force you to settle for second best.

Because Ampex Process Management, our exclusive quality program, gives you total consistency. And total confidence.

Ampex delivers the right features, too. Like precision reels for low vibration and accurate tape winding. And ABS plastic cassettes with molded-in antistatic protection that minimizes dust, debris and other contaminants.

Of course we're saving our best shot for last. It's our service—full technical support, immediate deliveries and the personal attention of your Ampex representative.

So don't take chances. Shoot with Ampex. And make every production a success.

AMPEX

It's your best shot.

Ampex Corporation
Magnetic Tape Division
401 Broadway
Redwood City, CA 94063
(415) 367-3809



Circle (24) on Reply Card

PARALLEL CONFIGURATION

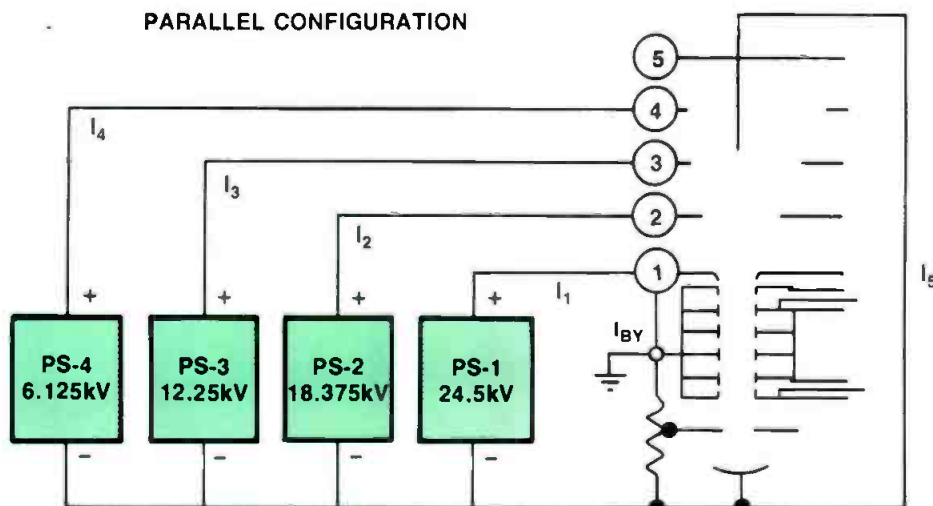


Figure 8. Parallel configuration of the MSDC power supply. Note that each power-supply section has an output voltage that is an integral multiple of 6.125kV.

SERIES CONFIGURATION

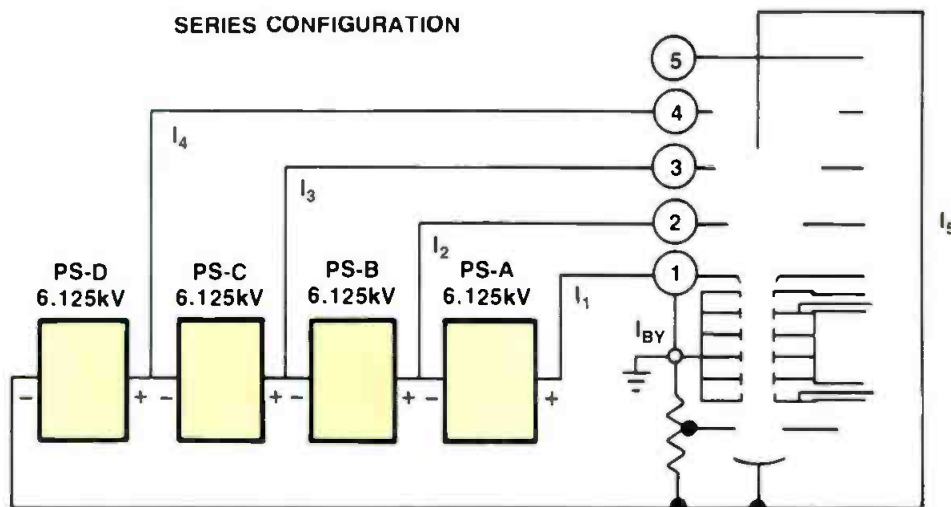


Figure 9. Series configuration of the MSDC power supply. This arrangement uses four identical 6.125kV power supplies connected in series to achieve the needed voltages.

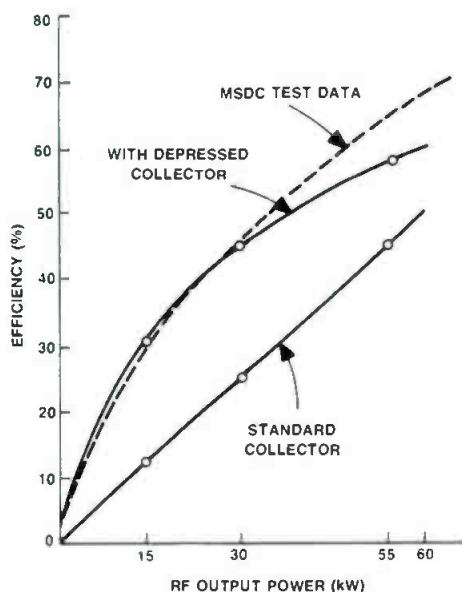


Figure 10. Overall tube efficiency for the MSDC test device operating in the pulsed mode. The tube performed better than predicted by computer simulation, reaching an efficiency of nearly 64% at 55kW peak of sync.

ing mode. Drive power is charted from 0.5W to 16W in Figure 11 and from 0.5W to 32W in Figure 12. Note that the traces provide good linearity above 6MHz. Gain, as a function of frequency and power, is essentially constant and undisturbed.

Additional tests taken on the MSDC tube showed that regeneration was not a problem with the device. To determine the regeneration level, the tube was retuned for narrow bandwidth to increase gain. Although regeneration effects were evident, operation was stable with no oscillations.

Figure 13 illustrates the dramatic power savings realized with the MSDC device. The shaded "power saved" area of the diagram represents the energy returned to the power supply by the new collector.

The figure of merit calculations procedure for the test device is presented in Table 1. The data shows an improvement in efficiency of 2.42 compared with a conventional klystron. The figure of merit for the MSDC tube is 1.12.

Future work

The MSDC is expected to be available

The klystron's golden anniversary

The klystron truly revolutionized the modern world when it was quietly developed in 1937. Indeed, it may have helped save the world as we know it. And, more than 50 years after it was first operated in a Stanford University laboratory by Russell Varian and his brother Sigurd, the klystron remains irreplaceable, even in this solid-state electronic age.

For Stanford, the klystron represents one of its best investments: \$100 in seed money and the use of a small laboratory room turned into \$2.56 million in licensing fees before the patents expired in the 1970s, three major campus buildings and hundreds of thousands of dollars in research funding.

Russell and Sigurd Varian went on to found their own company.

Birth of the klystron

The Varian brothers were unusually bright and extremely active. Mechanically minded, they produced one invention after another. Generally, Sigurd would think up an idea, Russell would devise a method to make it work, and Sigurd would build the device.

Through the influence of William Hansen, a former roommate of Russell and, at the time (the mid-1930s), a physics professor at Stanford, the Varians managed to get non-paying jobs as research associates in the Stanford physics lab. They had the right to consult with members of the faculty and were given the use of a small room in the physics building.

Hansen's role, apparently, was to shoot down ideas as fast as the Varians could dream them up. As the story goes, the Varians came up with 36 inventions of varying degrees of impracticality. Then they came up with idea No. 37. This time Hansen's eyes lit up.

On June 5, 1937, Russell proposed the concept that eventually became the klystron tube. The device could amplify microwave signals. With \$100 granted by Stanford for supplies, Sigurd built the tube.

The device was simple. A filament heated by an electric current in turn heated a cathode. A special coating on the cathode gave off electrons when it reached a sufficiently high temperature.

Negatively charged electrons attracted by a positively charged anode passed through the first cavity of the klystron tube. Microwaves in the cavity interacted with the electrons and passed

The best tape to pass on to future generations.

There's only one thing more important than a tape stock that gives you highly saturated colors, rich, clean sound and consistently low dropout performance.

A tape that stays that way through multiple generations of editing.

Ampex gives you both.

Our tough, crosslinked copolymer binder system delivers superior durability through hundreds of shuttles and edits. Minimizing dropout buildup and ensuring excellent picture quality. And Ampex Process Management, our exclusive quality program, guarantees exceptional consistency in every master.

You can also look forward to the most consistent service in the industry. Including full technical support, immediate deliveries and the personal attention of your Ampex representative.

So if you want the images you edit to be the best they can be, get in touch with Ampex. We'll keep your work fresh and bright. For many generations.

AMPEX


It's your best shot.

Ampex Corporation
Magnetic Tape Division
401 Broadway
Redwood City, CA 94063
(415) 367-3809



Circle (25) on Reply Card

through a narrow passage called a drift tube. In the drift tube, the electrons tended to bunch up; some sped up, some slowed down. At the place in the drift tube where the bunching was most pronounced, the electrons entered a



The first klystron transmitter under development in the Stanford University laboratory of Russell and Sigurd Varian during the summer of 1938.

second cavity, where the stronger microwaves were excited and amplified in the process.

The first klystron device was lit up on the evening of Aug. 19, 1937. Performance was marginal, but confirmed the theory of the device. An improved klystron was completed and tested on Aug. 30.

The Varians published the results of their discovery in the "Journal of Applied Physics." For reasons that have never been clear, their announcement immediately impressed British scientists working in the same field, but was almost entirely ignored by the Germans.

The development of the klystron allowed British and American researchers to build smaller, more reliable radar systems. The British had adopted the Varians' invention to the point that it could spot German bombers on their way to England. The device, in fact, was a key element in winning the Battle of Britain. So valuable was the secret of radar employing klystrons that the British decided not to put radar in planes that flew over occupied Europe in case one of them crashed and the klystron was discovered.

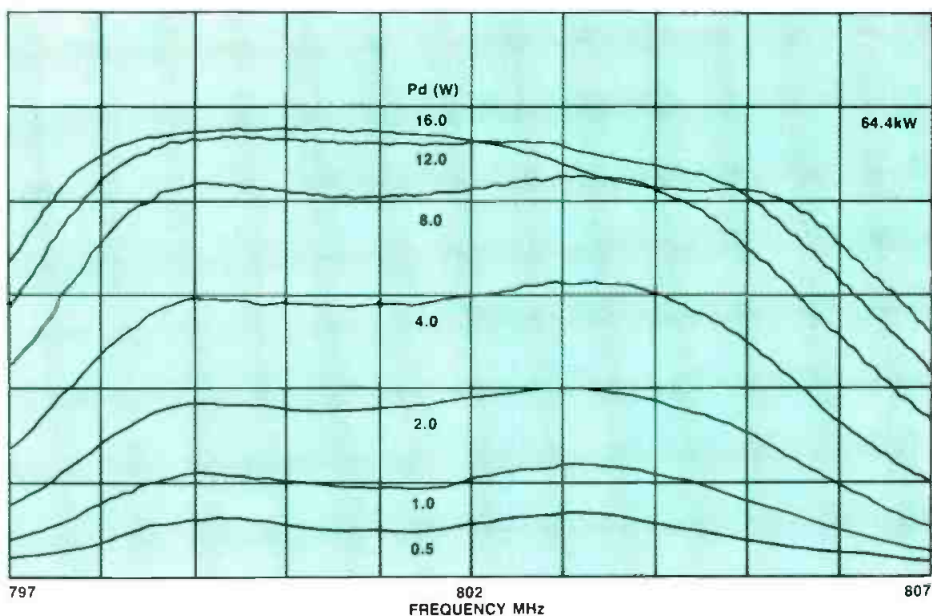


Figure 11. Device bandwidth as a function of frequency and drive power. Beam voltage is 24.5kV, and beam current is 5.04A for an output power of 64kW. These traces represent the full-power test of the MSDC device.

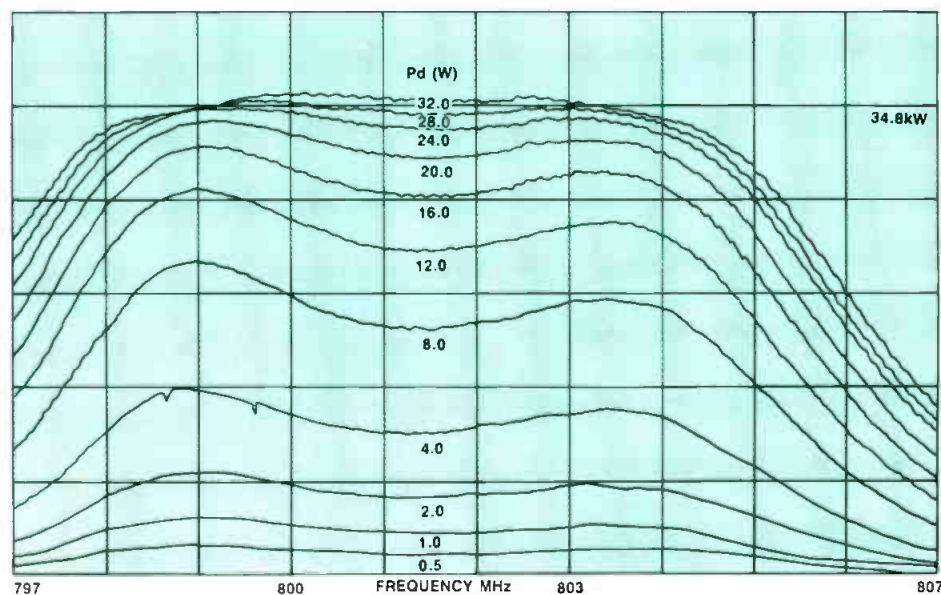


Figure 12. Device bandwidth in the beam-pulsing mode as a function of frequency and drive power. Beam voltage is 24.5kV, and beam current is 3.56A with an output power of 34.8kW.

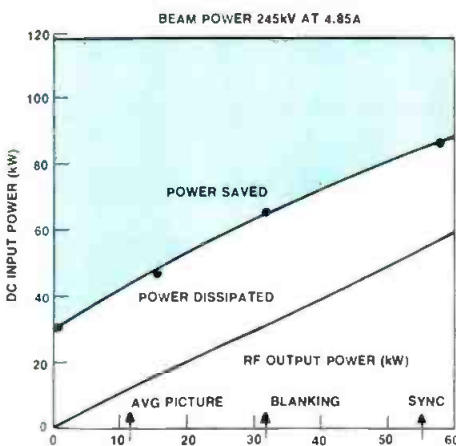



Figure 13. Calculated power savings realized with the MSDC tube. The shaded area of the chart represents the energy recovered and returned to the power supply. In a conventional klystron transmitter, all this energy would be converted into waste heat.

eventually to broadcasters at a price of about 10% to 20% more than a conventional klystron. Even though the collector is more complicated than a conventional unit, the pieces are smaller. Therefore, it is not clear that an MSDC klystron will cost significantly more than integral or external devices of comparable power. This would make the device cost-competitive in the marketplace, especially in light of the potential power consumption savings.

There is interest in applying the MSDC to a Klystrode device. The combination of a highly efficient collector with an efficient tetrode "front end" for the klystron could prove highly beneficial, as shown in Table 2. The calculated figure of merit for such a device would be 1.878.

Work still needs to be done, but the MSDC and Klystrode technologies appear destined to be married into a single device.

A man in a light-colored trench coat and glasses stands in the foreground, holding a microphone. He is positioned in front of a night scene featuring fire trucks with flashing lights and a crane. The background is dark, with the primary light sources being the emergency vehicle lights.

One tape consistently gets good reports.

When you've got to get the story in one take, you've got to get Ampex.

It's the tape professionals rely on to cover everything from four-alarm fires to world class sporting events.

That's because we designed it to withstand the tortures of heat, humidity and freezing cold.

And deliver fully saturated colors and rich, clean sound with minimal dropouts, tape after tape. Thanks to Ampex Process Management, our exclusive quality program.

So you can concentrate on great shots instead of worrying about your tape.

Another Ampex exclusive is our convenient labeling system which helps you keep detailed, accurate shot lists as you go.

And we always give you full technical support, immediate deliveries and the personal attention of your Ampex representative.

So when you've only got one shot at a story, cover it with Ampex. Anything less could be bad news.

AMPEX

It's your best shot.

Ampex Corporation
Magnetic Tape Division
401 Broadway
Redwood City, CA 94063
(415) 367-3809



Circle (26) on Reply Card

We accept challenges from the best names in the business.

Profile:

The competitive news organization of today.

The Challenge:

To integrate all aspects of news gathering and production into a single centralized resource.

The Solution:

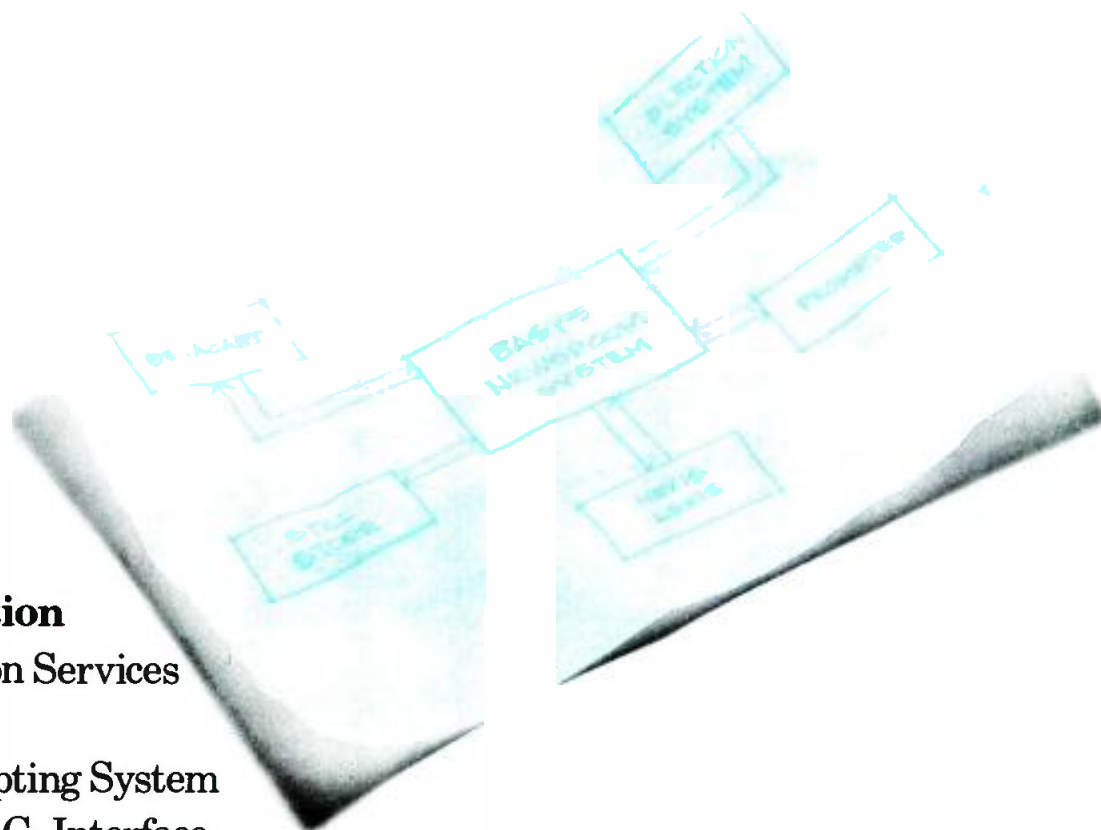
- **Enhanced Newsroom Software Features**

Call and Capture data from external sources

Automatic Display Refreshing for up-to-date information

Advanced Windowing Technology





- **Production Control Integration**
NEXIS Information Services
SONY Betacart
CUEWORD Prompting System
ANGIS Election/C.G. Interface
LOGICA/RANK CINTEL Still-Store

Come to NAB booth 3884 and see new solutions to the challenges facing your news organization. We are committed to utilizing the most current hardware and software technology, making BASYS the world leader in newsroom automation.

Multiple Challenges - A Single Solution *The Basys Newsroom Computer System*

BASYS

900 Stierlin Road, Mountain View, California 94043 (415) 969-9810

Circle (27) on Reply Card



Comparing klystron designs

By Jerry Whitaker, editorial director,
and Earl Blankenship

The long-running debate about integral vs. external cavity klystrons stems from misconceptions about both types of tubes.

If you want to start a fight at your next local SBE meeting, solicit the opinions of your fellow broadcasters on which type of UHF-TV transmitter is best to have: an integral cavity system or an external cavity system. Few of them would agree. And much of the disagreement would be based on personal opinion rather than on hard facts.

In terms of market, integral cavity klystrons are estimated to be used in 70% of the installed sockets in the United States. Most newer transmitters, however, incorporate external cavity tubes. A major factor in this shift has been the demise of the RCA Broadcast Products Division, which built transmitters using integral cavity klystrons.

The primary areas of concern for any user selecting a device for UHF-TV applications are:

1. efficiency,
2. reliability and
3. cost.

Fundamentally, klystron theory applies equally to integral and external cavity tubes. In both cases, a velocity-modulated

electron beam interacts with multiple resonant cavities to provide an amplified output signal. Whether the tuning mechanism is inside or outside the vacuum envelope has no bearing on the resonant cavity interaction gap and drift length requirements for optimum performance, including conversion efficiency. High-efficiency integral and external cavity klystrons have been designed to provide maximum conversion efficiency consistent with TV signal bandwidth requirements. The saturated conversion efficiency is essentially identical for integral or external cavity klystrons *with equal numbers of resonant cavities*.

Four vs. five

When comparing the efficiency of integral vs. external cavity klystrons, you really have to talk about four cavities vs. five cavities. Four-cavity external tubes are standard. If you have an external cavity transmitter, it uses a 4-cavity klystron. For mechanical and electrical (voltage stand-off) reasons, it is not practical to produce 5-cavity external tubes.

Integral devices permit the addition of a fifth cavity to the design for two primary reasons. First, the device itself is mechanically more robust. The addition of a fifth cavity to an external klystron adds length and weight to the device. Because of the size of the drift tube in an external tube, as opposed to an integral unit, the additional weight is hard to support. Second, because the cavities are enclosed in a vacuum in the integral design, voltage stand-off problems are greatly reduced.

The tuning mechanism of an integral cavity klystron is enclosed in a rigid steel shell. In the external cavity unit the tuning mechanism is in air. Within the region of the tuning mechanism, the fields can reach high levels, especially at the high end of the UHF-TV band. The highest energy field occurs in the area of the last cavity. Because of the high dielectric properties of a vacuum, dielectric breakdown is less of a problem in the integral design, which places the tuning mechanisms with-

Blankenship is engineering manager, UHF-TV klystrons, with Varian Associates, Palo Alto, CA.

WE PUT SOMETHING VERY SPECIAL INTO OUR NEW TV-80 ZOOM....



A LOT OF THOUGHT.

We got inside the heads of professionals like you before we designed a single component inside the new Schneider TV-80.

The result is a 17X studio zoom that's picture perfect. One that's easy to use. Easy to service. And one that delivers uncompromising image quality. Truly, the ideal mate for the new generation of 2/3-inch studio/OB cameras.

Our advanced servo module with digital feedback and built-in microprocessor typifies the innovative thinking that's gone into this lens. The servos align themselves automatically whenever you power up, and the easily removable module is interchangeable with flexible cable drives for control flexibility.

The built-in pattern projector employs a unique color mixing system that insures correct color temperature and illumination. Full servo zoom is under one second, and when

used with its built-in 2X range extender, the servo iris automatically compensates for light loss, producing constant video level at all times.

The TV-80 is rugged and compact. All adjustment points are grouped together for easy access. An optional diagnostic digital test unit is available for quick analysis of all electronic functions via one simple connector. And plug-in electronic components make service a snap.

The new Schneider TV-80 Zoom. We put a lot of thought into it, so you'll never think twice before buying it. For more information or a demo, contact: Schneider Corporation of America, 400 Crossways Park Drive, Woodbury, NY 11797, (516) 496-8500.

Western U.S.A. Service: 861 Production Place, Newport Beach, CA 92663, (714) 631-7430.



Schneider
KREUZNACH
SHOOT FOR THE BEST.

Circle (28) on Reply Card

See Us at NAB
Booth 4110

“WHEN OUR TRANSMITTER STOPPED...EXCEPT THE




Chattanooga. January 26, 1987. WTVF's transmitter — from a Harco competitor — exploded. Doors blew away. Quarter-inch-thick steel melted. And Channel 9 went off the air.

Working through the night in subzero weather, Director of Engineering and Broadcast Operations Manager Dennis Brown and his staff would bring the station to half power in 18 hours. But less power

BLEW UP, EVERYTHING EXPENSES"

F. Lewis Robertson
Vice President/General Manager,
WTVC



It meant less revenue. They needed a replacement fast . . . in days rather than 30 weeks. Says own with a smile, "We knew if anyone could, Harris could."

The day after the accident, a Harris rep was on site. Assessing damage. Identifying needs. Rolling up the shirtsleeves to pitch in. And F. Lewis Robertson gave the go-ahead, a new Harris transmitter is in place and operating just 30

days after the order. Channel 9 was back on the air at full power . . . with a picture viewers felt was better than ever!

At Harris, we understand the special pace and requirements of the broadcast industry. We've responded fast and effectively to our customers' needs for over 65 years. Supplying a full line of transmitters, antennas, control systems, and other high-quality communications products.

So when your signal goes up in smoke, depend on Harris to put you back on the air. For the full story, and your free *On The Air* poster, call us today TOLL FREE:

1-800-4-HARRIS, extension 3003.

 **HARRIS**

Circle (30) on Reply Card

Good Reasons To Call RTS When You Need High-Performance Intercom Systems.

on the manufacturer), the cathode assembly is identical between the integral and external cavity designs. Therefore, from the standpoint of the predictable wear-out mechanism of cathode depletion, both tubes should perform the same.

Tubes, however, rarely fail because of low emission, but for other reasons that usually are external to the device. Over-voltage or cooling faults of one form or another are the primary causes of catastrophic failure of klystrons. It is fair to acknowledge that the output window tends to be more of a problem with the external cavity tube when load mismatches are present. The window experiences greater stress because it is in close proximity to the output of the device. It is, in fact, within the cavity resonator.

Cooling-induced faults are as much of a problem with the integral as the external cavity device.

Klystron lifespan data has been developed by the manufacturers of integral and external tubes. Usually these figures are based on surveys of users and represent actual installed life. It is difficult to separate tube failures resulting from external forces, such as lightning or power-line transients, from true tube faults.

The data available from klystron manufacturers varies. However, one representative lifespan survey shows an average tube life of 41,260 hours for an integral cavity device. Most published lifetime data for external cavity designs indicates shorter life expectancy (about 30,000 hours). This comparison can be somewhat misleading, however, because more integral cavity tubes than external cavity tubes have been installed in sockets in the United States for a longer period of time. Therefore, more life-cycle data is available for integral cavity devices.

Until 60kW external tubes have been in the field for a longer period of time (another five to 10 years), accurate comparisons of life expectancy for integral vs. external cavity devices will be difficult. An argument can reasonably be made that after enough statistical data has been gathered on both types of devices, the life expectancy of each type will be shown to be essentially the same.

It should be emphasized that because of the way life-cycle data is gathered, the projected number of operating hours is not directly a function of the tube itself, but rather of the tube and transmitter combination operating in the on-site environment.

There is essentially no difference between integral and external devices in susceptibility to damage from transients. From time to time, manufacturing problems in a product batch will result in a given device being more susceptible to failure caused by overload. These occur-

Professional intercom systems from RTS—a great way to keep in touch, no matter what the application.

Our Series 800 features multi-channel intercom products ranging from sophisticated *microprocessor-assisted* to simple and direct. And our TW Intercom offers a wide array of two-channel system components.

RTS Systems intercom—for all the right reasons. Please call or write for descriptive literature.

PROFESSIONAL INTERCOMMUNICATIONS • PROFESSIONAL AUDIO PRODUCTS

Circle (33) on Reply Card

1100 West Chestnut Street • Burbank, California 91506 • Telephone 818 840 7119 • Telex 194855 • Telefax 818 842 4921

RTS SYSTEMS
INCORPORATED

The Abekas A53-D Special Effects with Key Channel and WARP

The acclaimed A53-D digital 3-D effects system has added an optional Key Channel to meet even the most demanding key processing needs.

The Key Channel lets you do everything under the sun. Manipulate irregular-shaped objects in 3-D and key them over other pieces of video. Position key signals horizontally and

vertically. Freeze them independent of the video. Soften their edges and change polarity. And you can even generate drop shadows of any color or transparency, and position them wherever you want.

All A53-D features can be combined with the Key Channel in the key mode as well as the drop shadow mode. WARP shapes—including page-turn, circle, cylinder, split, etc.—can now

have colorized and transparent drop shadows.

To overshadow your competition, add the A53-D Key Channel. For details, contact Abekas Video Systems, 101 Galveston Drive, Redwood City, CA 94063. (415) 369-5111.

Circle (306) on Reply Card


Abekas

Video Systems, Inc.


Now Anything is Possible.

SEE US AT NAB BOOTH #1439

A53-D Key Channel casts a giant shadow



Good Reasons To Call RTS When You Need A High-Performance Amplifier System.



Our Series 2500 Amplifier System affords a broad range of amplifiers with top-rated specifications that sound great! For example, distribution amplifiers, line drivers, buffer amps, VCA circuits, and microphone preamps. Special products include a mix-minus matrix, summing switcher, multiple relays, and more.

We think you'll agree with our sound reasoning. Please call or write for detailed literature.

PROFESSIONAL INTERCOMMUNICATIONS • PROFESSIONAL AUDIO PRODUCTS

RTS SYSTEMS
INCORPORATED

1100 West Chestnut Street • Burbank, California 91506 • Telephone 818 840 7119 • Telex 194855 • Telefax 818 842 4921

MTTR: Be prepared

A key factor in the selection of any type of transmission equipment is the *mean-time-to-repair* (MTTR), which defines the maintainability of a system. In the case of a UHF-TV transmitter, the time required to change a klystron is an important consideration, especially if the station does not have a standby transmitter. The time change estimates shown in Table 2 of the main story (one hour for an integral tube and four to six hours for an external cavity tube) assume that no preparation work has been performed on the spare device.

In the case of a station that does not have a backup transmitter, being off the air for one hour during prime time would be a major problem. Being off the air for four to six hours during prime time would be a disaster.

One solution to this problem is to install the spare tube during a maintenance period and tune the device for proper operation. After documenting the positions of all tuning controls, remove the tube and return it to its storage container, along with the list of tuning control readouts. In this way, the external cavity klystron can be placed in service much faster during an emergency.

This procedure will not, of course, result in a klystron tuned for optimum performance. However, it may provide a level of performance that is acceptable on a temporary basis.

Consideration of MTTR is important for a UHF station because most klystrons fail from a mechanism other than reduced cathode emission, which is a *soft failure* that can be anticipated with some degree of accuracy. Catastrophic failures, on the other hand, offer little—if any—warning.

rences, however, are anomalies that cannot reasonably be considered in an analysis of inherent tube life.

Focusing magnet-induced failures, at this point in development, are basically a thing of the past. Several years ago, external cavity devices of certain designs were susceptible to failure of the drift tube caused by focusing magnet failures. Improved cathode designs, however, prevent this problem in newer tubes.

The external cavity tube is more fragile in the area of the beam stick because of its smaller diameter, compared with the integral cavity klystron. The steel shell of

THE CHYRON SCRIBE



A commitment to perfection.

We thought that the Scribe was the perfect character generator. After all, with a library of 1,500 *print-quality* timesteps, the most perfectly antialiased fonts you've ever seen, and the power to display them in just about any size or color with any edge and unrestricted positioning, what else could we possibly provide?

Well, for starters, how about a host of textures such as woodgrain, cellophane, chiselled, embossed, neon glow and metallic, with variable light source shading and variable viewpoint for 3D rendered displays? Then there are dynamic read effects, timed rolls, and more to come, including color camera capture, and more...and more...


What else can it do? Just tell us what you want. After all, it's probably only a software change that's needed.

Here's the bottom line: the Chyron Scribe is the most sophisticated video character generator available. Bar none. We're Chyron. And we should know about perfection in character generation. We invented it.

Call us. (516) 845-2020

SCRIBE

A product of The Chyron Group



In a world of compromises...



CATEGORY	EXTERNAL	INTEGRAL
INITIAL INVESTMENT:		
KLYSTRON	\$ 28,000	\$ 50,000
MAGNET & CIRCUIT ASSEMBLY	22,000	15,000
VARIABLE VISUAL COUPLER	NOT REQUIRED	5,000
TOTAL POWER COST FOR 20 YEARS (\$0.07/kWH IS ASSUMED)	919,800	752,380
COST OF REPLACEMENT TUBES	61,040	109,000
TOTAL COST	1,030,840	931,380
COST PER YEAR	51,542	46,569
COST PER HOUR	7.85	7.09

Table 1. Approximate cost of operation for integral and external cavity klystron transmitters. A power cost of \$0.07 per kilowatt-hour is assumed, and the life expectancy of both tubes is assumed to be the same.

the integral cavity design provides considerable strength to the overall device. There also are fewer ceramic-to-metal seals in the integral cavity klystron.

Calculating MTBF

Regardless of which type of klystron you may have in your transmitter, an accurate determination of the mean time between failure (MTBF) is important for preventive maintenance and budgeting purposes. A transmitter that goes through tubes every 20,000 hours is not performing as it should. Good engineering practice dictates that accurate documentation be compiled on the in-service performance of the final tubes. Such information also is critically important in formulating an accurate engineering budget. A replacement integral cavity klystron will cost about \$50,000, and an external device will cost approximately \$28,000. When expenses as large as these are involved, no engineering manager wants to be surprised.

The following formulas can be used to predict klystron life in broadcast years and the number of replacement tubes that will be needed during the life of the transmitter.

$$Y = \frac{MTBF}{H}$$

$$N = \frac{L \times S}{Y}$$

$$R = N - S$$

Where:

Y = Tube life in broadcast years
MTBF = Klystron mean time between failure (gathered from manufacturer literature or on-site experience)
H = Hours of operation per broadcast year

= 365 x hours per broadcast day

N = Number of tubes needed over the life of the transmitter

L = Anticipated life of the transmitter in years

S = Number of klystrons per transmitter

R = Number of replacement tubes needed over the life of the transmitter

Cost of operation

As pointed out previously, there is a considerable replacement cost difference between integral and external tube types. If the same lifespan is assumed, which is a reasonable assumption, the cost of ownership of an integral cavity-based klystron transmitter will be slightly lower than an external tube system over the lifetime of the transmitter because of the higher efficiency of the 5-cavity design. This cost-of-ownership benefit comes despite the substantially higher initial replacement cost of the integral cavity klystron.

The following formulas can be used to calculate the power costs of a tube:

$$P = Y \times E \times H \times PDC$$

$$T = P \times N$$

Where:

P = Power cost of the tube over its expected lifetime

Y = Tube life in broadcast years

E = Power cost in dollars per kilowatt-hour

H = Hours per broadcast year

PDC = (for external cavity) 100kW per visual socket

= (for integral cavity) 81.8kW per visual socket

T = Total tube power cost over the life of the transmitter

N = Number of tubes needed over the life of the transmitter

Table 1 compares integral and external cavity klystron operating costs. For the sake of comparison, inflation is ignored, the lifetime of the transmitter is assumed to be 20 years, the broadcast day is 18 hours long and the MTBF of both klystrons are the same (41,260). The MTBF assumption provides a "worst-case" comparison of the two types of devices. (Worst-case here refers to the perspective of integral cavity proponents.)

As the table shows, the cost per hour of the external cavity klystron is estimated to be \$7.85, and the cost per hour of the integral cavity klystron is estimated to be \$7.09.

The cost of ac power is a critical variable in life-cycle calculations. The more efficient the tube, the lower its overall costs, especially when utility power rates are increasing.

Options

The user has four basic options with regard to operation of the station's UHF transmitter:

1. Keep the type of device supplied with the transmitter, and replace it with the factory-specified tube when replacement is necessary.
2. Modify the station's integral cavity transmitter to an external cavity system.
3. Buy a new transmitter using one design or the other.
4. Wait until transmitters using the MSDC klystron or Klystrode become available in the marketplace.

The advisability of changing a transmitter to accept an external cavity tube, rather than an integral device, is questionable in view of the preceding life cost-per-hour calculations. Table 2 summarizes the

Continued on page 67

VPR-300.

**The D2 Composite
Digital VTR
from Ampex.**



You know who you are. You're hyper-creative, extra-critical, and super-demanding. And you're responsible for the kind of work everyone else measures themselves by.

So don't relax your standards.


No matter how you measure the qualities of a VTR—performance, payback, operational features, speed, ease of use, or overall craftsmanship—there is simply no machine comparable to the Ampex VPR-300.

**The Ampex VPR-300.
It makes sense right now.**

D2 Composite Digital provides all the benefits you'd expect from a digital format: better picture, better sound, easier operation, higher reliability.

But there's another reason the format makes so much sense.

Compatibility. All it takes to put a VPR-300 on-line in your composite analog facility are the BNC video and XLR audio cables you already have in place.



The improvement in picture quality is instantly obvious.


An easy operation, but with a major impact.

The improvement in picture quality will be instantly obvious. Velocity errors,

impact errors and moiré are eliminated. Chroma noise is imperceptible, and other

VTR color errors are eliminated entirely.

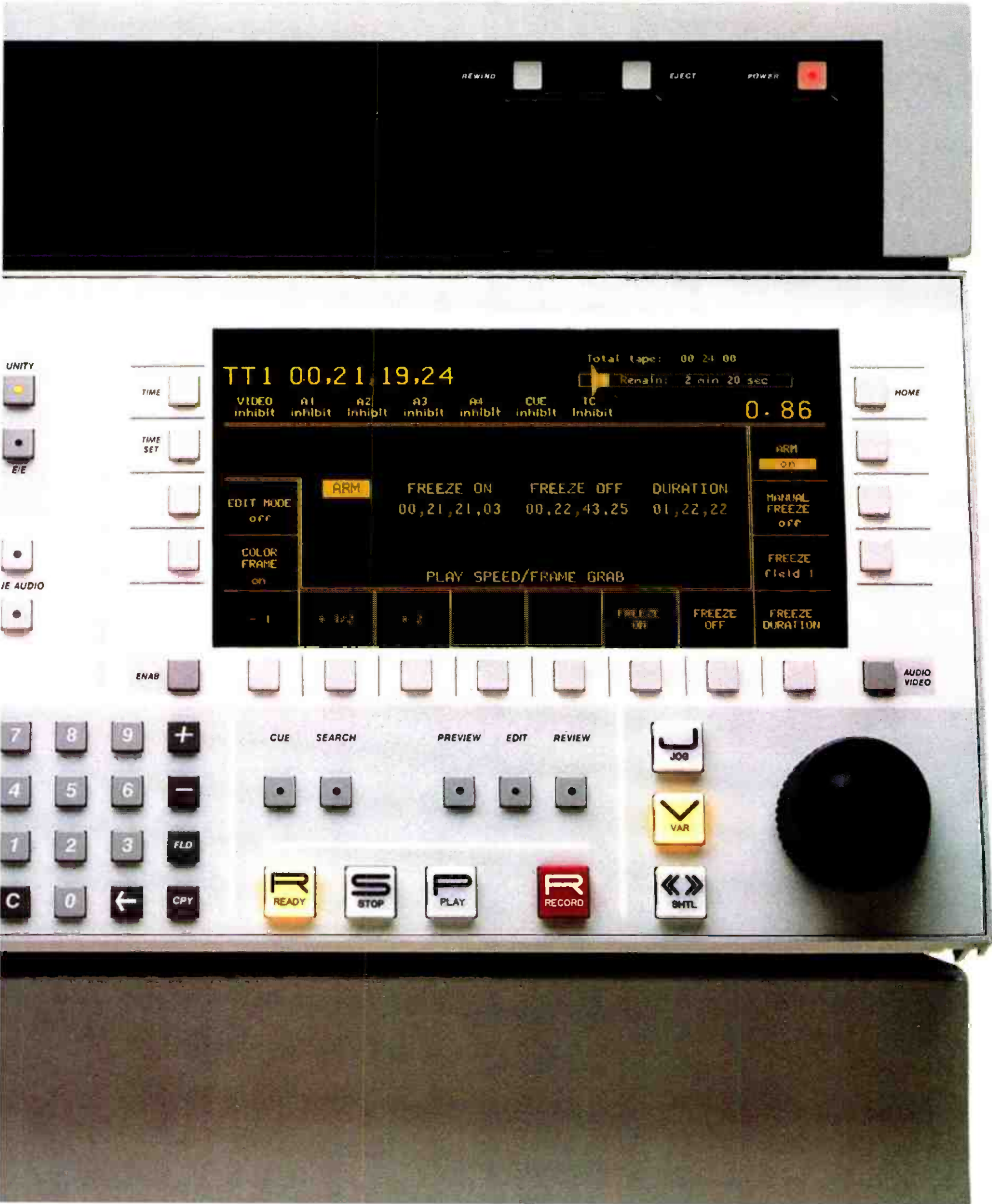
And no one has to tell you what digital recording will do for your multi-generation work. With a VPR-300, you can count



on twenty transparent generations. Which makes post-production, especially compositing, significantly faster—while tying up fewer machines.

Superb sound: Four digital audio channels.

The 48KHz digital audio sampling frequency used by the VPR-300 is actually higher than the digital sampling rate



**Attention
perfectionists,
pragmatists,
over-achievers,
and visionaries:**

Your machine is here.



**VPR-300. In the tradition of
Ampex technological superiority.**

AMPEX

FOR INFORMATION ON AMPEX BROADCAST VIDEO PRODUCTS CONTACT THE VIDEO SALES MANAGER NEAREST YOU.

CALIFORNIA
(415) 367-2202
Redwood City
(818) 365-8627
San Fernando
GEORGIA
(404) 491-7112
Atlanta
ILLINOIS
(312) 593-6000
Arlington Heights

MARYLAND
(301) 530-8800
Bethesda
NEW JERSEY
(201) 825-9600
Allendale
(212) 947-8633
New York
TEXAS
(214) 960-1162
Coppell

UTAH
(801) 487-8181
Salt Lake City
WASHINGTON
(206) 251-8682
Kent
AUSTRALIA
(008) 023124
North Ryde, NSW

BELGIUM
067/214921
Nivelles
BRAZIL
(021) 541-4137
Rio de Janeiro
CANADA
(416) 821-8840
Mississauga, Ont.
COLOMBIA
226 6689

FRANCE
(01) 4270-5500
Paris
W. GERMANY
(069) 60580
Frankfurt (Main)
HONG KONG
3-678051
Kowloon
ITALY
(06) 500971

JAPAN
(03) 767-4521/2/3
Tokyo
MEXICO
554-9255
Mexico, D.F.
NETHERLANDS
030-612921
Utrecht
SPAIN
(91) 241-0919

SWEDEN
08/28 29 10
Sundbyberg
SWITZERLAND
(037) 21.86.86
Fribourg
UNITED KINGDOM
(0734) 875200
Reading, Berks.
VENEZUELA
782-3255

used for compact disc mastering. There are *four* 16-bit digital audio channels with totally independent editing on each track. So you'll be able to do more of your audio work right on the VPR-300, instead of going off-line.

And when you layback sound using the digital interface, the integrity of your work is perfectly preserved.

Digital technology makes the VPR-300 inherently easier to operate.

Compatibility and performance aren't the only benefits. The VPR-300 is also easier to operate. Since it's a cassette machine, tape is automatically threaded. And since the digital electronics are drift-free, no time-consuming set-up is required.

Controls on the VPR-300 are simple and straightforward, and they afford you the uncompromising flexibility your kind of work demands.

And to make operation easy, a large status display provides comprehensive operational information, in plain English.

This remarkable display helps eliminate human error by leading you step-by-step through operational procedures.



*How good is the audio?
Better than your CD player!*

But more importantly, it allows you to take full advantage of all the machine's capabilities.

If time is money, spend a moment with these specifications.

The VPR-300 will load and thread a cassette, ready for record or playback, in under four seconds.

It will recue a thirty-second spot in under 3.5 seconds. And playback lock-up




Computer-aided design techniques resulted in a pinch-rollerless transport with optimized tape path geometry, and a superior threading mechanism.

time with scanner up to speed is under 20 milliseconds.

Incredible? Not when you consider its heritage. The machine's high speed pinch-

rollerless transport is a descendant of our Emmy Award winning VPR-3. It uses air guide technology to deliver unmatched speeds, gentle tape handling, and durability that's measured in years, rather than in hours.



A large, interactive display makes operation easy.

Full featured editing, and flexible machine interface.

As an editing tool, the VPR-300 is a pleasure to work with. It interfaces with major professional editing systems, as well as other analog and composite digital VTRs.

The VPR-300 will search to a field, jog field by field, and run at 60× play speed with viewable color pictures.

And the automatic and manual *assemble, insert, and animate* editing modes are engineered to ease your most complex editing tasks.

If your work involves time-compression/expansion or fit/fill, an AST™ automatic tracking system lets you vary play speed continuously from -1 to +3× normal.

Picture bounce and blur are precluded by digital signal processing.

And a computer monitors the machine's operation and reports on status and trends. So you can optimize performance, schedule maintenance, and eliminate costly downtime.

We've made no compromises.


And we've cut no corners. The VPR-300 is an exquisitely crafted, high end, no nonsense machine. And it's backed by the most professional service and support organizations in the industry.

If you create exquisitely crafted, high end, no nonsense video, you'll want one.

Get the full story on the new VPR-300. Call your Ampex Sales Engineer today.

Ampex Digital Tape:

The VPR-300 will record and play back on 32, 94 or 227 minute cassettes.



Get all the performance the format has to offer.

The D2 Composite Digital format was developed by Ampex. So we had a head start when it came to developing a digital video tape that could consistently deliver outstanding video quality and reliable performance.

Designed specially for D2, our new cassettes use metal particle tape. So you get higher signal output, better SNR, and shorter wavelength response.

To help prevent dropouts, the cassette shells are molded in special anti-static plastics that reduce the attraction of dust. We combined state-of-the-art plastics technology with our patented low friction hub design to create debris-free precision hub-bearing surfaces. And a newly designed clamshell door completely protects the tape outside the machine.

Cassettes are available in all popular lengths, the largest providing over three hours of play time. Ampex cassettes are designed to play in all D2 machines. And each size cassette features a unique *insertion slot* that prevents you from inserting it incorrectly.

Best of all, our new digital video tape has that single great feature you've come to expect from Ampex tape: *Consistency*.



BNC and XLR cables are all it takes to put the D2 Composite Digital VPR-300 on line in your facility.

AMPEX

AMPEX



Continued from page 66

CATEGORY	EXTERNAL	INTEGRAL
TYPICAL EFFICIENCY AT SATURATION	45%	55%
TYPICAL TRANSMITTER dc POWER REQUIREMENTS FOR 60kW PEAK OF SYNC WHEN PULSING TO 25% BEAM REDUCTION	100kW/VISUAL SOCKET	81.8kW/VISUAL SOCKET
ANNUAL POWER COST PER VISUAL SOCKET BASED ON DAILY POWER COSTS OF \$0.07/kWH AND OPERATING 18 HOURS/DAY	\$45,990	\$37,619
RELIABILITY (MTBF)	ASSUMED TO BE THE SAME	
AVERAGE PRICE OF NEW TUBE	\$28,000	\$50,000
NUMBER OF HOURS TO CHANGE TUBE	4-6 HOURS	1 HOUR

Table 2. Comparison of the relative benefits of integral vs. external cavity klystrons.

relative benefits of integral vs. external cavity klystrons. Any decision on selecting UHF-TV transmitting equipment must include a study of the short- and long-term costs of each option. This makes the product evaluation process more important than ever before for engineering managers. A mistake in product evaluation can directly affect station profitability. | : 7 -)))))

NEW

TELEX®

ENG Wireless

Big FOUR CHANNEL receiver and TWO CHANNEL transmitter packed into the smallest packages ever! Designed for ENG broadcast and remote video production.

WT-400



TELEX WIRELESS SYSTEMS

The Small Wonders!



ENG-4
Operates on DC or battery

A full line of wireless products - designed to meet any audio situation requiring freedom from mic cords

Toll Free in 50 States
800-356-5844

**FULL COMPASS SYSTEMS**

6729 Seybold Rd. Madison WI 53719-1393

Wisconsin: 800-362-5445

Consultation: 608-271-1100

Fax: 608-273-6336

Circle (237) on Reply Card

- Circle (36) on Reply Card

Winsted®

FREE CATALOG



Video Furniture Systems

Big, full color catalog includes complete descriptions, pricing and ordering information on:

● Editing Consoles

● Video Consoles

● Equipment Cabinets

● Micro Computer Stations

● Tape & Film Storage Systems

Winsted Systems ... the Perfect Match for all professional Video Equipment

THE WINSTED CORPORATION

10901 Hampshire Ave. So. • Minneapolis, MN 55438

TELEX: 510-601-0887

Call for your nearest dealer

Phone Toll Free (800) 447-2257

FAX: 612-944-1546

Circle (238) on Reply Card

March 1988 **Broadcast Engineering** 67


You're only

A close-up photograph of a hand holding a small white card. The hand is positioned on the left side of the frame, with the thumb and index finger gripping the card. The card is held horizontally and features the text "1/2 INCH AWAY" in blue, bold, sans-serif capital letters. The background is plain white.

1/2 INCH AWAY

**from the
highest
cost/performance
system
available...**

The Panasonic Pro Series



VHS — the recording format behind Panasonic's Pro Series delivers both the high performance and economy demanded by today's professional video users. By combining the exceptional capabilities of component technology with the convenience and economy of 1/2 inch cassettes. In a complete systems configuration designed for field recording, post-production, studio operation and networking.

The Panasonic® Pro Series produces more than 400 lines of horizontal resolution in an affordable half-inch component system. For breathtaking detail and clarity throughout every phase of your video operation. And to preserve the definition of recorded images, the Pro Series boasts a signal to noise ratio of 47 dB. Which provides the perfect combination of high resolution and low noise.

To complement the high resolution of the system with brilliant, true to life colors, Y (luminance) and C (chrominance) signals originate from the Pro Series camera. Are maintained throughout the editing system. And viewed on Pro Series

monitors. So the signals are free from cross color and dot interference preserving the integrity of recorded images throughout the system.

The Pro Series also features two-hour record playback operation on a single cassette. With professional quality Hi-Fi audio. To make the audio sound as great as the video looks. What's more, the Pro Series is upwardly compatible with standard VHS. So you can easily integrate it into your present video system. And utilize existing VHS programming.



But that's only half the story. Compared to a standard 3/4-inch system, the Panasonic Pro Series cost less to purchase and operate. Which means you can get higher performance at a lower cost.*

We also put a lot behind our product line. Like our broad network of Professional/Industrial dealers. And our own professionally staffed service and support network. With six key locations throughout the country. Who will help you select, maintain and upgrade the system configuration that's right for you.

For more information on the Panasonic Pro Series, call Panasonic Industrial Company at 1-800-553-7222. Or contact your local Panasonic Professional Industrial Video dealer.

Panasonic

Professional/Industrial Video

*Based on a comparison of Panasonic edit machines

Circle (37) on Reply Card



In the chips

By Terry Pennington and Larry Winter

The operational amplifier is the keystone of modern broadcast equipment.

Consider how important the operational amplifier is to broadcast equipment. The operational amplifier, or op-amp, is used in almost every broadcast device manufactured today. Just think how large and complex equipment would be if each op-amp had to be constructed with discrete components. Although op-amp actually refers to a type of circuit, the term often is used to describe a particular type of device.

In the 1940s and '50s, tubes and transistors were used to produce operational amplifiers. The design was unique and not well-understood by many engineers. It was not until 1965 that Fairchild introduced the μA 709 operational amplifier. It became an immediate success. Engineers who had never given any thought to using operational amplifiers found the small 8-pin TO-5 devices almost irresistible. By the early 1970s, the op-amp had become a common device in broadcast equipment.

Despite their many advantages, you can run into trouble using op-amps. Because gain is so plentiful in op-amp-based equipment, engineers sometimes find it easy to misadjust (mismatch) equipment. The result is that the total system performance is reduced. To better understand how this can happen, we will review some basic op-amp theory.

Operational amplifiers can be constructed with discrete devices: transistors, resistors and capacitors. However, to do so negates many of the advantages of IC-based op-amps. IC technology has developed to the point at which several op-amps often are contained within a single IC chip.

The basic op-amp, shown in Figure 1, contains five terminals: two input terminals, one output terminal and two power-supply terminals. For simplicity's sake, this article will not discuss the power-supply terminals.

The internal circuit for a typical op-amp is shown in Figure 2. A thorough understanding of the math that is used to describe the internal operation of these amplifiers is not necessary for this discussion. We will consider only the math needed to describe the op-amp's basic operation.

The ideal op-amp is a differential amplifier at the input with a single-ended output and a large differential voltage gain. The device has four criteria:

- infinite gain (open loop);
- infinite input impedance (open loop);
- infinite bandwidth; and
- zero output impedance.

Although it's impossible to meet all these criteria, today's IC op-amp comes surprisingly close. Figure 3 illustrates

several op-amp configurations. The circuits shown are not practical ones, but will serve for illustration.

Inverting op-amp

The inverting op-amp circuit is shown in Figure 3c. The input signal is connected to the inverting input through resistor R_i . The non-inverting input is grounded. Feedback resistor R_f connects the output back to the inverting input. Let V represent the voltage between the inverting input and ground. With this configuration, the following equation can be written:

$$\frac{V_{in} - V}{R_i} = \frac{V - V_{out}}{R_f}$$

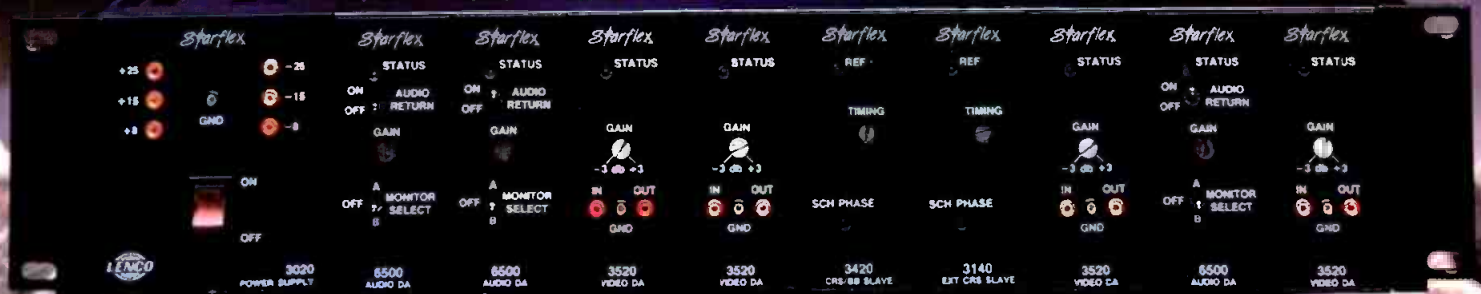
However, because the input impedance is (ideally) infinite, no input current flows into the op-amp and $I_{R_i} = I_{R_f}$. The equation becomes:

$$\frac{V_{out}}{V_{in}} = -\frac{R_f}{R_i} = A_c \text{ (the closed-loop gain)}$$

The negative sign indicates that the output signal will be 180° out of phase with the input signal. The *open-loop* gain (see Figure 3a) can be represented by A_o , and is assumed to be infinite. The input

Pennington is director of technical marketing and development, and Winter is vice president of marketing for the Rane Corporation, Mountlake Terrace, WA.

STARFLEX™ The Dawning of a New Age in Broadcast Electronics.



Frankly, it is the best dail frame and power supply value in the market with superior digital performance and unmatched modular flexibility.

Lenco introduced the concept of frame-mounted modular terminal equipment in 1971. Today, with Starflex, Lenco maintains its quality technology leadership position in the broadcast industry proving once again that there is more to broadcast electronics than a Silicon Valley address.

Unmatched Flexibility

The entire Starflex System is designed with more total flexibility than any other frame system. Only Starflex

offers you such a broad spectrum of modular broadcast technology. Only Starflex allows you to use each module in any frame location with no modification. And *only* Starflex permits you to mix both digital and analog as well as video and audio modules in any ratio within the same frame.

Value-Packed Mainframe and Power Supply

The innovative, yet economical frame design is where the Starflex advantage begins. It has a high performance power supply with nine bays available for any Lenco functional module. The frame contains a single half-height motherboard with twelve buss lines available. The 18 gauge steel Starflex

allows you to grow your system and— for 10 days— and the capability to grow and keep pace with the future.

STARFLEX. The New Age in Broadcast Electronics.

Call toll free: 1-800-325-8494.



300 N. Maryland St.
P.O. Box 348
Jackson, MO 63755
Phone: 314-243-3147
Fax: 314-243-7122
Telex No: 910-760-1382

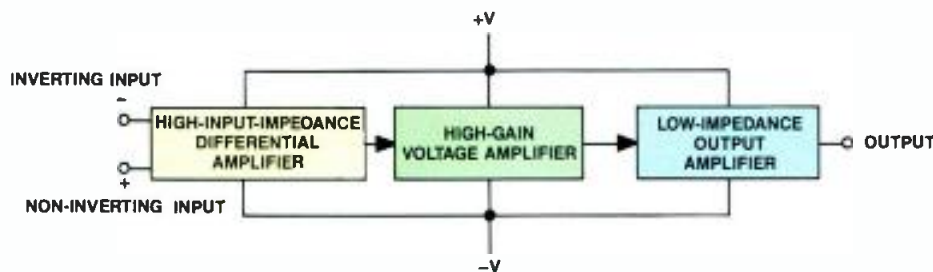


Figure 1. Block diagram of an op-amp.

impedance of Figure 3c will equal the input voltage divided by the input current:

$$R_{in} = \frac{V_{in}}{\frac{V_{in} - V}{R_i}}$$

Because voltage V is approximately zero, the equation can be reduced to:

$$R_{in} = R_i$$

Non-inverting op-amp

The operational amplifier also can be connected in a non-inverting configuration, as shown in Figure 3d. Here the negative terminal is shown grounded through R_i . If the voltage between two input terminals is negligible, the voltage across R_i should be equal to V_{in} . If no current (ideally) is drawn by the inverting input, the currents through both R_f and

R_i are equal:

$$\frac{V_{out} - V_{in}}{R_f} = \frac{V_{in}}{R_i}$$

The closed-loop gain can be calculated by rearranging the equation to:

$$A_c = \frac{V_{out}}{V_{in}} = 1 + \frac{R_f}{R_i}$$

Thus, the gain is determined by the two resistors, R_i and R_f , and the output is not inverted.

In actual practice, some finite value of input resistance exists within the op-amp. Manufacturers usually specify this as the open-loop resistance Z_{in} . In the feedback mode, this impedance is multiplied by the ratio of A_o to A_c , allowing the closed-loop impedance of the non-

inverting input to be calculated by:

$$R_{in} = Z_{in} \frac{A_o}{A_c} = \frac{Z_{in} G_o}{1 + (R_f + R_i)}$$

Operating parameters

For audio equipment, four op-amp operating parameters often are mentioned as being important to the equipment's final performance: common-mode rejection ratio (CMRR), slew rate, noise and drive-current capability. Although these characteristics alone will not guarantee superior performance, they are important considerations.

Common-mode rejection ratio

Years ago, discrete devices were used to construct differential amplifiers for laboratory and measuring instruments. These measuring devices often were required to amplify extremely small signals in environments with large amounts of extraneous signals. This is the same type of problem faced by console and other broadcast equipment manufacturers.

The basic op-amp design allows the difference amplifier technology to cancel any signal appearing identical to both inputs. In other words, if the same voltage is applied to both the non-inverting and inverting inputs, the resultant output

10 years from now, it'll still be the standard.

The undisputed standard for broadcast cassette decks has always been the Tascam 122B.

But that standard has just been surpassed.

Presenting the 3-head Tascam 122MKII. Its leadership is founded upon features such as Tascam's Cobalt Amorphous tape head technology. Plus a choice of built-in Dolby systems: not just B and C, but also HX-Pro, for virtually perfect high-end frequency response.

More than any comparable deck, it maintains constant tape speed and tension, thanks to a tape handling system that includes Tascam's Hysteresis Tension Servo Control.

And when it comes to handling, the 122MKII is the complete professional tool, with cue and review functions (manual cue), balanced XLR +4dBm inputs and outputs, and rack-mountability.

Call or write for more information about the 122MKII. Get it now, and use it for decades.


© 1987 TEAC Corporation of America. 7733 Telegraph Road, Montebello, CA 90640. (213) 726-0303. Dolby HX-Pro, Dolby B, and Dolby C are trademarks of Dolby Laboratories Licensing Corp.

TASCAM



Circle (39) on Reply Card

TTC



25000J
FM Transmitter

300J
FM Transmitter

Model X
FM Exciter

Silverline UHF
TV Transmitter

Silverline UHF
TV Transmitter

1000W UHF
TV Transmitter

100W UHF
TV Transmitter

TTC at NAB SEE WHAT'S NEW

SEE OUR FULL LINE OF TV AND RADIO TRANSMITTERS AT BOOTH 1801

- TELEVISION TRANSMITTERS FROM 1W TO 240KW
- FM RADIO TRANSMITTERS FROM 30W TO 30KW
- AM RADIO TRANSMITTERS FROM 1KW TO 25KW

The Quality is TTC.

TELEVISION TECHNOLOGY CORPORATION
P.O. BOX 1385 • BROOMFIELD, COLORADO 80020 USA • (303) 465-4141 • TWX: 910-938-0396 TTC COLO

Circle (42) on Reply Card

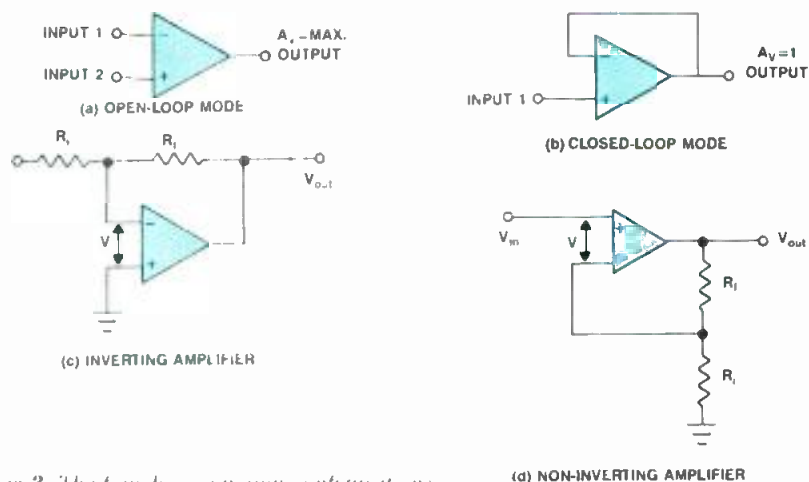


Figure 3. The four basic op-amp configurations.

slew distortion on a waveform are shown in Figure 5.

For high-frequency circuits, such as tape-machine bias oscillators, an op-amp slew rate (expressed in volts per microsecond) must be higher than required for conventional audio applications.

Because of the considerable controversy about slew rate and transient distortion, the question becomes *How fast is fast enough for high-quality audio applications?* Theoretically, an op-amp needs only to be fast enough to reproduce 20kHz at +20dBu, which requires approximately 1.4V/ μ s. In practice, it turns out that two to five times that amount, or 3V to 8V per microsecond, is necessary to guarantee inaudible distortion levels.

An op-amp with an excessively high slew rate may become unstable at high frequencies. High-frequency oscillations may be triggered by many factors, including cable capacitance, temperature changes or line-voltage variations.

Although the oscillation itself may not be heard, its effect on overall distortion, op-amp heating and component failure can be an ongoing nightmare that is difficult to trace. Also, because the equipment's overall slew rate may be limited by internal coupling capacitance, substituting a high-speed op-amp may not improve the equipment's performance.

It is important to maintain a realistic perspective and to keep in mind that a broadcast studio or system is comprised of many pieces of gear connected together. The system will perform only as fast as the slowest component. It makes little sense to spend large sums of money on a superfast microphone input stage if the summing bus or tape deck amplifiers can't possibly keep up.

Op-amp noise

Internal op-amp noise is produced by the device's components, bias current and drift. The op-amp amplifies noise, just as it amplifies offset voltages and signal voltages.

The op-amp's internal noise can be minimized if series input resistors and the feedback resistor are kept as low in value as the circuit design will allow. Bypassing the feedback resistor with a

small capacitor also can reduce the noise gain at high frequencies.

When designing the input stage of a high-quality audio device, care must be taken to use low-noise devices. The overall gain structure also must be carefully designed in order to keep the final output noise to a minimum. One basic rule is to take as much gain as possible at the microphone input stage. If excessive gain is taken after this stage, even the best ICs will not be able to overcome the built-up noise.

If you want to improve the performance of a piece of equipment, simply replacing old ICs with new high-performance and more expensive ICs may not help. A better approach is to restructure the gain stages by using low-noise resistors instead of less expensive (and more noisy) carbon resistors.

Similarly, consoles with true input pads are likely to yield lower noise figures than those with separate, variable-gain trim stages. Restructuring the gain stages requires that the unprotected input stage have lower gain, to prevent possible input overload that cannot be alleviated by reducing the trim. A true input pad network, using high-precision resistors, allows maximum gain right at the input stage. This also helps preserve the necessary headroom to prevent overload.

Noise specifications for op-amps are somewhat tricky to interpret. Technically, the noise rating of an IC is expressed in nanovolts per root hertz. To determine how much noise the op-amp will produce in a circuit, multiply the nanovolt value by the circuit's gain. Then, multiply the result by the square root of the bandwidth, which is usually 20kHz for audio applications.

Some newer devices have become available that merit close consideration when superior noise performance is required. National Semiconductor's LM833, NEC's 4570/4574 series and Solid State Micro Technology's 2134 all are capable of providing extremely quiet operation.

Insufficient drive current

Another cause of op-amp distortion is lack of drive current. If the op-amp can-

not supply enough drive current into the receiving circuit, it can clip or switch into a protective current-limiting mode. If this happens, high distortion levels will be produced. The need to supply large output currents has been met by new-generation op-amps such as the NE5532 and SSM2134. These op-amps are highly valued as output driver chips because they can supply the high currents required to drive multiple devices, low-impedance (600 Ω) loads or long cable lengths at high signal levels. Despite the advantages of such devices, retrofitting them into older equipment can pose problems, which will be discussed in this article.

Gain control

As stated previously, the op-amp is capable of providing tremendous gain. The maximum amount of gain is referred to in the specifications as *open-loop gain* (see Figure 6). This is the gain provided by the device without feedback. Today's op-amps are capable of open-loop gain figures of 100,000 or more, which is far too much for most audio applications.

Applying the appropriate amount of feedback is the way an op-amp's gain usually is controlled. The more output signal routed back to the input, the lower the actual gain and the wider the frequency response. This is referred to as *negative feedback*. One advantage of using large amounts of negative feedback is that, usually, it reduces distortion.

Adding capacitors in parallel or series with the feedback resistor will affect the amount of feedback. As the reactance of the capacitor changes with frequency, so will the feedback voltage. This frequency-dependent gain is used in filters and equalizer circuits. Capacitors also are used to reduce the high-frequency gain of the op-amp to prevent it from oscillating.

Component selection

Because most op-amps obey the rules in a similar manner, what are the differences between the various models and types available? Almost all differences can be attributed to either noise or distortion characteristics. One op-amp may be fast—capable of reproducing high frequencies with low distortion—and yet exhibit noise that becomes a problem in audio circuits.

Because there is no single best op-amp for all applications, you must first determine the purpose of each specific circuit. Only then is it possible to prioritize important specifications in order to choose the correct op-amp for the job.

When replacing pin-compatible op-amps, be prepared for some possible surprises. Some ICs might oscillate unless additional power-supply bypass capacitors are installed. It's nearly impossible,


Continued on page 80



...or high water.

Don't get stuck with a fair weather truck. Neither rain, nor snow, nor 40 mph winds with gusts to 60 mph, will keep Centro's Satellite Networker™ from getting your signal through. This sleek, low profile, high performance SNV can turn any story into more than a remote possibility, and link you instantly to the rest of the world.

Centro is building everything from single thread uplink only utility trucks, to fully redundant SNV's with microwave capability, full compliment of production gear, and complete communications packages. And, Centro can build exactly the truck you need. Just the way you want it. On time, and within budget.



369 Billy Mitchell Road, Salt Lake City, Utah 84116 (801) 537-7779

© 1987 - Centro Corporation

Circle (44) on Reply Card

www.americanradiohistory.com



**"You're Looking At
Our 5827th Shipment...
And, Our First Ad!"**



"Amazing, Isn't It."

Actually, it isn't that amazing. Paltex "E" Series Editing Systems are hard at work, all around the world. They're producing commercials, music videos, episodic and feature length shows, news and sports events, corporate sales and educational training, even HDTV material. In the last year alone, Paltex has shipped to over 30 countries.

Now, with the 3 machine ELITE, 4 machine ELAN and 6 machine ES/D offering 20 Controllable Ports—and the 8 machine ESPRIT PLUS having 25 Controllable Ports—we are packing even more power into the "E" Series systems.

Of course you still get the most sensibly configured keyboard with user definable keys to reduce repetitive tasks to a single keystroke. You still get powerful list management. You still get non-volatile memory. You still get MII, Beta SP, BVU, C, B, and D1 interface capability.

The issue here isn't just more bells and whistles, it's helping you keep your options open now and in the future. It's putting together an

expandable range of multi-machine editing systems that meet the market head on, from top to bottom.

So, if you're looking for a world class editing system, one that will meet your needs right now and for a long time to come, give us a call or write. We'll send you a full complement of product literature and put you in touch with your local Paltex representative.



PALTEX

EDITING SYSTEMS

NTSC ♦ 2752 Walnut Avenue ♦ Tustin, CA 92680 ♦ TEL (714) 838-8833 ♦ TWX 910-333-8535 ♦ FAX (714) 838-9619

PAL/SECAM ♦ 948 Great West Road ♦ Brentford, Middlesex TW8 9ES ♦ England
TEL 01-847-5011 ♦ TLX 94011067 ♦ FAX 01-847-0215

© 1988 PALTEX

Circle (45) on Reply Card

www.americanradiohistory.com

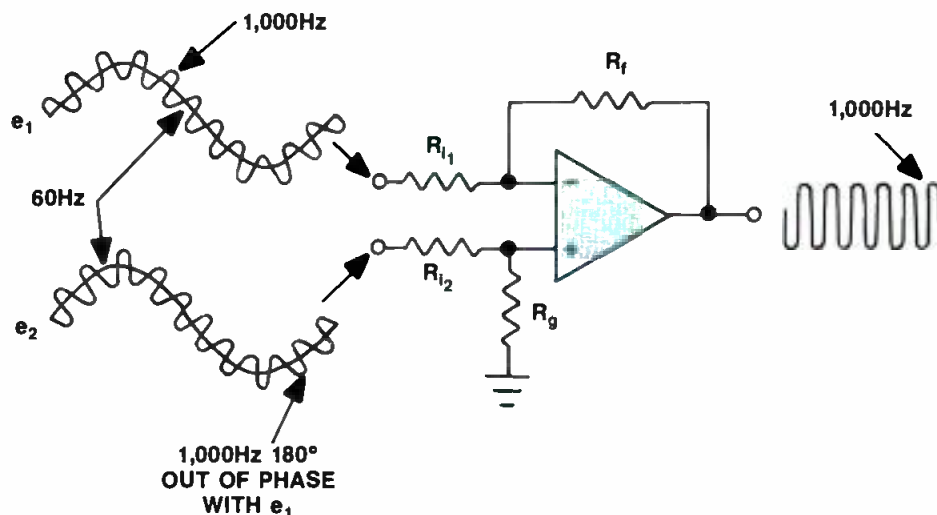


Figure 4. The common-mode rejection provided by a differential amplifier prevents common-mode signals from being amplified. This feature often is used in low-level audio stages.

Continued from page 76

however, to predict what might happen. Also, some op-amps cannot be operated at unity gain, so carefully heed the comments in the tables. Be sure you understand the circuit requirements at each IC location before attempting to use high-performance replacements.

Although using some of the new high-current devices might seem to be a good idea, be cautious. Because these high-

current line drivers require a lot of power, updating a mixing console with a number of these chips can place an excessive drain on the console's power supply. Furthermore, these line drivers produce much more heat and need proper cooling to maintain reliability and long life.

Check with the equipment's manufacturer before performing any modifications. Although it may appear simple

enough just to plug in new chips, there may be other important factors to consider.

If you are evaluating new equipment, or are considering upgrading your present equipment with improved op-amps, the devices listed in Tables 1, 2 and 3 will help you. With the information, you can compare performance and compatibility to your intended use.

System interface

A few words of advice are appropriate concerning noise and equipment matching. Whether you operate a radio or TV station, several pieces of equipment will be connected in series. Each device may contain the latest op-amps and boast impressive noise specifications, but still you can wind up with excessive noise. Why?

Engineers often label noise problems as mismatched impedances when they actually are caused by gain mismatch. Excessive gain often is added downstream in a system because of improper level-control settings.

Thanks to the op-amp, you seldom have to worry about impedance matching of equipment. Most equipment can drive 600Ω-or-higher impedance loads without difficulty. And, most input stages

Technically speaking, the PHANTOM is a VTR Emulator that allows video editing systems control of audio transports. It accepts information from virtually any video editing system via the RS-422 interface and provides parallel information to the audio transport. Designed around a high speed microprocessor, the PHANTOM has the capability to provide control of up to four events and will even interface U-Matic type VCR's with video editing systems designed for 1" VTR's.

To get the conversation going in your editing suite, contact Cipher Digital today! Call (800) 331-9066

Before The Phantom

These Two Weren't Speaking

But now, the video editing system communicates beautifully with the ATR, thus eliminating the need for an expensive audio suite. And all the credit goes to the unique, new PHANTOM from Cipher Digital.

cipher digital, inc.
P. O. BOX 170/FREDERICK, MD 21701
(301) 695-0200 TELEX 272065

Timely today, consistent with tomorrow.

Circle (46) on Reply Card

Our bold new technology has created a shotgun 55% lighter, 55% hotter, and 28% shorter,* yet with 100% of the sound you need!



Model 4071
Line Gradient Condenser Microphone
(shown with AT8415 Shock Mount)

Model 4073
Line Gradient Condenser Microphone

These two new Audio-Technica studio condenser microphones represent a small revolution in shotgun design...inside and out. Meet the Model AT4071 (just 15½" long) and the AT4073 (a mere 9"). They may look like other shotguns (although somewhat shorter than most), but the resemblance stops as soon as you plug them in.

New Coaxial Tube Design

First, both 40-Series microphones perform far "longer" than their actual size. In effect, the ingenious coaxial interference tubes perform as though the microphones were half again as long. Our unique tube design goes far beyond the normal phase cancellation that occurs in a simple resistance-damped tube. There is actually a tube-within-a-tube, creating a separate, acoustically longer path for the lowest frequencies. Low frequency directivity (normally a simple function of tube length) is maintained, yet the microphone size is reduced to a far more practical length.

The Result: Far More Versatile

This shorter length for a given acceptance angle is a practical benefit in the studio and the field. It's easier to avoid shadows and to stay well out of the frame. Cancellation from the back

is also impressive, making exact mike placement less critical. And their very light weight (far less than the others) will be appreciated by every user. As a bonus, the nested internal construction makes the 40-Series shotguns unusually resistant to accidental damage.

Clean Transformerless Output

Listen carefully to the 40-Series sound. The transformerless output insures fast, distortion-free response to transients. You'll hear crisp, natural dynamics over an extended frequency range, even under high SPL conditions. Output is extremely high, making the 40-Series hotter than any other shotgun available. A built-in high-pass filter is included, of course.

Quiet in Every Way

The low noise of these new microphones is impressive. Self-noise is almost immeasurable at about 12dB for the AT4071, and just 14dB for the shorter AT4073. Equally important, the rejection of wind and handling noise is outstanding. Coupled with excellent sensitivity, the 40-Series design allows you to take full advantage

of the finest digital and analog studio electronics.

Compatible and Competitively Priced

Finally, both can be powered from any 12-48V phantom power supply. They come complete with foam windscreen, stand clamp, and case. Yet, with all their advances and performance superiorities, the new A-T 40-Series microphones are priced competitively with the best known shotguns.

The significant performance advances of these new 40-Series microphones demand a trial in your most difficult environment. Heft them. Hear them. Compare them in every way. This bold new technology has raised the standards for shotgun performance!

*Model AT4071 compared with Sennheiser MKH816P48-U. For complete shotgun comparison, call or write.

Circle (47) on Reply Card



audio-technica®

1221 Commerce Drive, Stow, OH 44224
(216) 686-2600

TYPE	MFGR	ABS MAX ¹ SUPPLIES	NOISE ² (nV/√Hz)	SLEW (V/μs)	STABLE ³ GAIN	CURRENT ⁴ TYP/MAX	MIN ⁵ LOAD	COMMENTS
741	NSC	±18V	25.0	0.5	All	1.7/2.8	2kΩ	Reference only; do not use.
LF356	NSC	±18V	12.0	12.0	All	5.0/10	2kΩ	Drives 10,000pF. Large current drain. Generally too noisy.
5534	SIG	±22V	3.5	6.0	22pF	4.0/8.0	600Ω	Audio reference standard. Large current drain. Poor supply ripple rejection.
OP27	PMI	±22V	3.2	2.8	All	3.3/5.7	2kΩ	Poor cost/performance ratio.
OP37	PMI	±22V	3.2	17.0	5.0	3.3/5.7	2kΩ	De-compensated OP27.
MA362	AS	±26V	2.5	17.0	All	2.8/4.5	600Ω	THD = 1PPM. Very expensive. Performance increases generally not worth the cost.
2134	SSM	±22V	2.8	7.0	22pF	4.0/6.5	600Ω	Best cost/performance ratio.
1028	LTC	±22V	0.9	15.0	All	7.6/10.5	600Ω	Lowest noise. Expensive. Very large current drain. May require additional compensation.

¹Values exceeding absolute maximum power supply ratings may destroy the chip.

²Spot noise at 1kHz. Multiply by 141.4 (√20kHz) to calculate equivalent input noise (EIN).

³Fully compensated op-amps are unity-gain stable and marked "all"; de-compensated op-amps are unconditionally stable only when used in circuits with gains equal to, or greater than, that shown; un-compensated op-amps require capacitance indicated to be unity-gain stable.

⁴Total power-supply current in milliamperes (mA).

⁵Minimum load resistance (ohms) for +20dBu output swing at rated slew rate and THD. Op-amp will drive all loads greater than, or equal to, this value (load capacitance < 100pF). Op-amp will drive lower loads at reduced output swing, slew rate and THD. Typically, all op-amps will drive 600Ω to +19dBu at one-half slew rate, with THD < 0.1%.

Author's Note: The data presented in Tables 1, 2 and 3 was compiled by Dennis Bohn, vice president of research and development at Rane Corporation.

Table 1. Cross-references to single op-amps. All specifications are for an 8-lead DIP package, at commercial temperature range.

TYPE	MFGR	ABS MAX ¹ SUPPLIES	NOISE ² (nV/√Hz)	SLEW (V/μs)	STABLE ³ GAIN	CURRENT ⁴ TYP/MAX	MIN ⁵ LOAD	COMMENTS
4558	RAY	±18V	25.0	0.8	All	3.3/5.7	2kΩ	Reference only; do not use.
LF353	NSC	±18V	16.0	13.0	All	3.6/6.5	2kΩ	Very stable. Generally too noisy.
TL072	TI	±18V	18.0	13.0	All	2.8/5.0	2kΩ	Generally too noisy.
5532	SIG	±22V	5.0	9.0	All	8.0/16	600Ω	Audio reference standard. Large current drain. Poor supply ripple rejection.
OP227	PMI	±22V	3.2	2.8	All	3.3/5.7	2kΩ	Low current drain. Poor cost/performance ratio.
5102	HAR	±20V	4.3	3.0	All	3.0/5.0	2kΩ	Maximum differential input voltage only ±7V makes part unusable in many applications.
5112	HAR	±20V	4.3	20.0	6.0	3.0/50.	2kΩ	De-compensated 5102.
LM833	NSC	±18V	4.5	7.0	All	5.0/8.0	2kΩ	Excellent cost/performance ratio. Some applications may require local decoupling.
4570	NEC	±18V	4.5	7.0	All	5.0/8.0	2kΩ	Second source for LM833. Very
2043	RAY	±18V	3.5	6.0	All	6.0/8.0	600Ω	Medium cost/performance ratio.
5535	SIG	±18V	30.0	15.0	All	7.2/11	2kΩ	Very fast, but too noisy for most circuits.
See Table 1 for relevant footnotes.								

Table 2. Cross-references to dual op-amps. All specifications are for an 8-lead DIP package, at commercial temperature range.

consist of 100kΩ-or-higher impedances anyway. Today, it is not necessary to match the input impedance of another device. You should, however, be con-

cerned with minimum impedance of the devices.


A signal output line loaded with too low an impedance can exhibit loss of

headroom or frequency-response degradation. This is because lower impedances require more drive current from the op-amp. As discussed previously, this can

TBC

The New Definition

TBC; *abbr.* Time Base Corrector; redefined by Broadcast Systems Design. 1. "After the fact" white balance. 2. Dub inputs and outputs (Y/C, Y/688, Y/629). 3. Highest resolution in the industry.





Since the advent of digital time base correction, the TBC has changed very little. That is, up until now!

Broadcast Systems Design would like to introduce you to the ultimate in TBC design; so well engineered, in fact, that we believe it to be virtually reinvented.

The BSD 501 has the features and performance capabilities to enhance and expand with your growing production needs.

Capabilities such as "After-the-fact" white balance, U-Matic, VHS and SVHS dub inputs and outputs, and pixel by pixel dropout compensation.

Performance such as exceptionally high resolution, extremely low residual error, and the highest sampling rate in the industry.

You might logically assume that a TBC with these lofty capabilities would command an equally lofty price. We are pleased to inform you that innovative design also includes innovative economy. Take our word for it. It's a whole new definition.

The Inside Story — Standard Features

- "After-the-fact" white balance, a BSD exclusive, gives you the opportunity to maintain or correct your original images
- Unique dub feature, compatible with Y/688, Y/629 and Y/C (Super VHS) formats
- Expanded bandwidth resulting from an increased sampling rate delivers superior resolution
- Digital pixel by pixel dropout compensation
- Horizontal detail enhancement
- Inherent NTSC chroma shimmer eliminated
- Output meets RS170A specifications
- Also available in PAL

PERFORMANCE

Bandwidth	10Hz to 6.4MHz ±.5dB
Signal to Noise	58dB P-P to RMS
Correction Range	±8 lines
Sampling Rate	16.11 MHz
Quantizing	8 Bits
Differential Phase	1.5°
Differential Gain	1.5%
K Factor	1%
Residual Error	±10nSec Y ± 2nSec C

GENERAL

Inputs	Video	1Vpp Direct NTSC
	Dub	Y/C, Y/688, Y/629
	Genlock	4Vpp Comp Sync 2Vpp Subcarrier
	D.O.C.	1Vpp RF or TTL
Outputs	Video	1Vpp Comp Video
	Dub	Y/C, Y/688, Y/629
	Adv Sy	4Vpp Advanced Comp Sync
	VTR S/C	2Vpp Jittered 3.58MHz

USER CONTROLS

Chroma Level	±3dB
Chroma Phase	±30°
Chroma I Axis	±3dB
Chroma Q Axis	±3dB
Luminance Level	±3dB
Luminance Setup	±10 IRE
Luminance Eq	0dB to +6dB @ 2.6 MHz

MECHANICAL

Depth	12.8"	32.8cm
Width	19.0"	48.3cm
Height	1.75"	4.5cm
Weight	12 lbs.	5.0Kg

ELECTRICAL

Voltage	95-135 VAC
Frequency	47-63 Hz
Power	30 VA

ENVIRONMENTAL

Temperature	10°C to 40°C
Humidity	5% to 90% RH

**Broadcast
Systems
Design**

P.O. Box 9009
San Jose, CA 95157-0009

1212 El Camino Real, Suite 203
Santa Clara, CA 95050

408-554-6040

TYPE	MFGR	ABS MAX ¹ SUPPLIES	NOISE ²	SLEW	STABLE ³ GAIN	CURRENT ⁴ TYP/MAX	MIN ⁵ LOAD	COMMENTS
LM324	NSC	± 16V	35	0.4	All	1.5/3.0	2k	Reference only, do not use.
TL074	TI	± 18V	18	13	All	5.6/10	2k	Reference only. Generally too noisy.
5104	HAR	± 20V	4.3	3	All	5.0/6.5	2k	Maximum differential input voltage only ± 7V makes part unusable in many applications.
5114	HAR	± 20V	4.3	20	6	5.0/6.5	2k	De-compensated 5104.
4156	RAY	± 20V	9	1.6	All	5.0/7.0	2k	Most cost-effective noise upgrade part.
4741	NEC	± 20V	9	1.6	All	5.0/7.0	2k	Second source for RC4156 (also by Harris).
MA374	ANA. SYS.	± 24V	8	15	All	6.8/10	2k	Poor cost/performance ratio.
LM837	NSC	± 18V	4.5	10	All	10/15	600	True quad 5532. Some applications may require local supply decoupling. Large current drain.
4574	NEC	± 18V	5	6	All	8.5/12	2k	Quad 4570. Excellent cost/performance ratio. Large current drain.
OP470	PMI	± 18V	3.2	2	All	9/11	2k	Quad OP27. Quietest quad. Large current drain. Medium cost/performance ratio.

See Table 1 for relevant footnotes.

Table 3. Cross-references to quad op-amps. All specifications are for a 14-lead DIP package, at commercial temperature range.

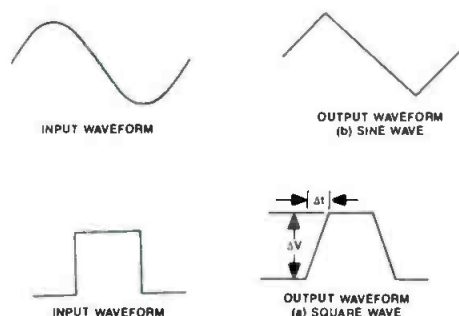


Figure 5. Slew-rate distortion results in changes in the signal waveform.

produce excessive distortion, premature clipping or protection circuit current-limiting. Noise problems, on the other hand, usually are caused by poor gain management somewhere in the audio system.

Aside from making sure that all the equipment is operating at the same nominal line level (−10dB or +4dBu), apply basic rules to optimum noise management in broadcast systems: Take as much gain as possible at the beginning of the signal path. Keep the signal level as high as possible in each unit, and avoid adding gain toward the end of the signal path. Keep the audio console levels as high as headroom will allow, from

microphone stages to sub-bus stages to the output stages.

If you install a parametric equalizer into a channel-insert loop, keep the EQ gain at unity. Turning up the EQ gain will cause noise problems, due to additional gain taken at the mixer summing nodes. If you use a compressor/limiter for a concert or a mixdown, keep the output levels at maximum line level. Compressing the signal down and then bringing it back up with equalizer, crossover or tape-amp gain can result in excessive noise.

Try to keep equalizer, crossover and signal-processor level controls at unity-gain settings. Maintain the highest possible signal level all the way through the system, attenuating it only at the tape machine or exciter inputs as necessary.

Check each piece of signal-processing gear to find out whether it has input level controls, output level controls or both. Set the control(s) to maintain the highest signal level possible within each unit. If you're having noise problems, chances are you've attenuated the signal level somewhere along the line and turned up the gain someplace else downstream. This is gain mismatching.

Check every unit in the system. Avoid setting line-level controls above unity gain if at all possible. This way, you will ensure the kind of performance that is expected and possible from today's state-of-the-art equipment.

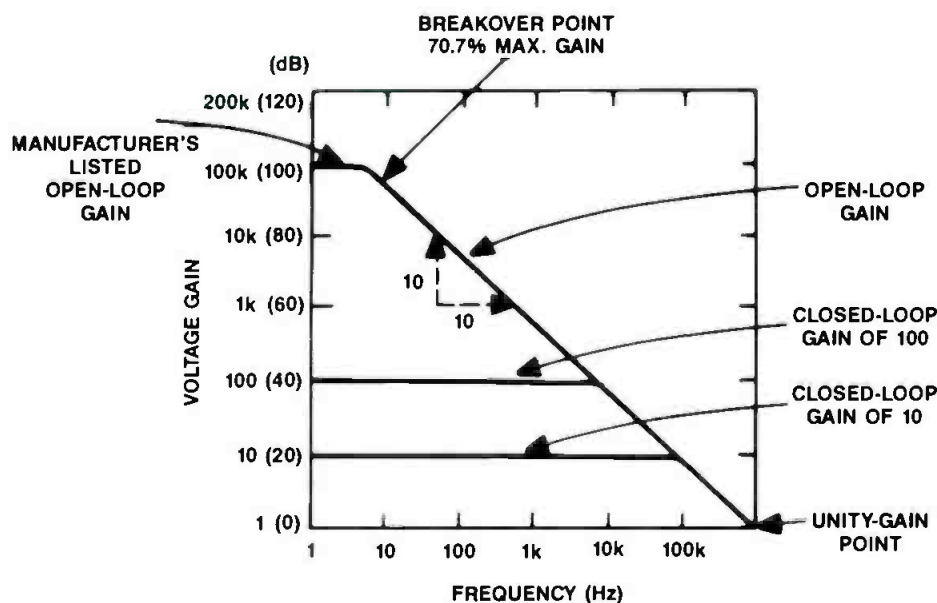


Figure 6. Typical manufacturer's op-amp specification of gain vs. frequency.

Bibliography

- Miller, Gary M. "Modern Electricity/Electronics," Prentice-Hall.
 Hughes, Fredrick W. "Op-Amp Handbook," Prentice-Hall.
 Irvine, Robert G. "Operational Amplifier: Characteristics and Applications," Prentice-Hall.



Researching the future

By Jerry Whitaker, editorial director

Applied research for the broadcast industry is critical to its long-term survival.

It started about two years ago. It was the subject of much debate and concern. It led to predictions that the broadcast industry was about to go down the tubes. What was it? Oh, come on, you remember. The elimination (or so it seemed) of the broadcast industry's only two developmental laboratories dedicated to radio and TV technology.

The RCA Sarnoff Labs (Princeton, NJ) was the first to fall, with GE donating the lab to the Stanford Research Institute. That announcement was closely followed by the shutdown of the CBS Labs (Stamford, CT). These two institutions symbolized the commitment of the broadcast industry to its future. The labs were instrumental in numerous key developments. From color television to ENG, these organizations shaped broadcasting as we know it today.

Then there was the sentimental attachment. The apparent departure from the broadcast scene of the RCA Labs was many engineers' last connection with the grandfather of all broadcast equipment companies, RCA. More stations were put on the air—from microphone or camera to antenna—by RCA than by any other company. CBS Labs also goes back a long way. Most engineers' first experience with

CBS Labs came in the form of a couple of 3½-inch-high beige packages called the Audimax and Volumax.

Despite the disturbing news of 1986 (the year of the corporate takeover), stations have not gone dark, broadcasting is still profitable and the future looks bright. Fortunately for this industry, the shakeouts at RCA (NBC) and CBS were more cosmetic than anything else. Development still goes on at those organizations and elsewhere, but with a different mindset.

Broadcast research

The broadcast industry is our home. It is our livelihood. It is motherhood and apple pie. But, I've got to tell you that in the world of research, it's small potatoes.

Still, the pace of research and development in broadcasting today is staggering. More new products are being introduced each year, and those new products are more sophisticated than ever before. The primary motivation for this development, however, is not the broadcast industry, but consumer and other commercial applications.

Spin-off technology from the computer industry has given radio and TV stations a whole new class of products at an afford-

able price. High-volume production from consumer markets has funded development from which broadcasting has benefited, but couldn't begin to support on its own. The need for solid-state controllers for smoke-stack industries has provided broadcasters with high-power transistors and MOSFETS.

Do you think that the volume of products in the broadcast industry could pay for development of an 80386 microprocessor chip? No way.

We could not go it alone. And, fortunately, we don't have to. There is plenty of research going on. And broadcast equipment manufacturers are scrambling just to keep up with it.

It was in this environment that NBC/RCA/GE and CBS decided that having dedicated development labs of their own just didn't make economic or technical sense.

To get an update on how the two networks involved, and the one that wasn't, view those decisions now with the benefit of hindsight, I spoke with the engineering chiefs of NBC, CBS and ABC. As you will see, this topic is one of the few on which all three essentially agree.

Continued on page 88

LEITCH OFFERS MORE CHOICES

8 outputs from \$175



- Reliable video DAs for every application.
- 600/150 Ohm & Lo-Z audio DAs to match the performance of our video line.
- Two styles of one and two rack unit mounting frames.
- Six or eight outputs per card.
- Up to 12 cards per two rack unit frame.
- Full power supply back-up.
- Lowest cost per output with two-year warranty.


**Audio/Video Distribution Amplifiers
to match all your needs...**

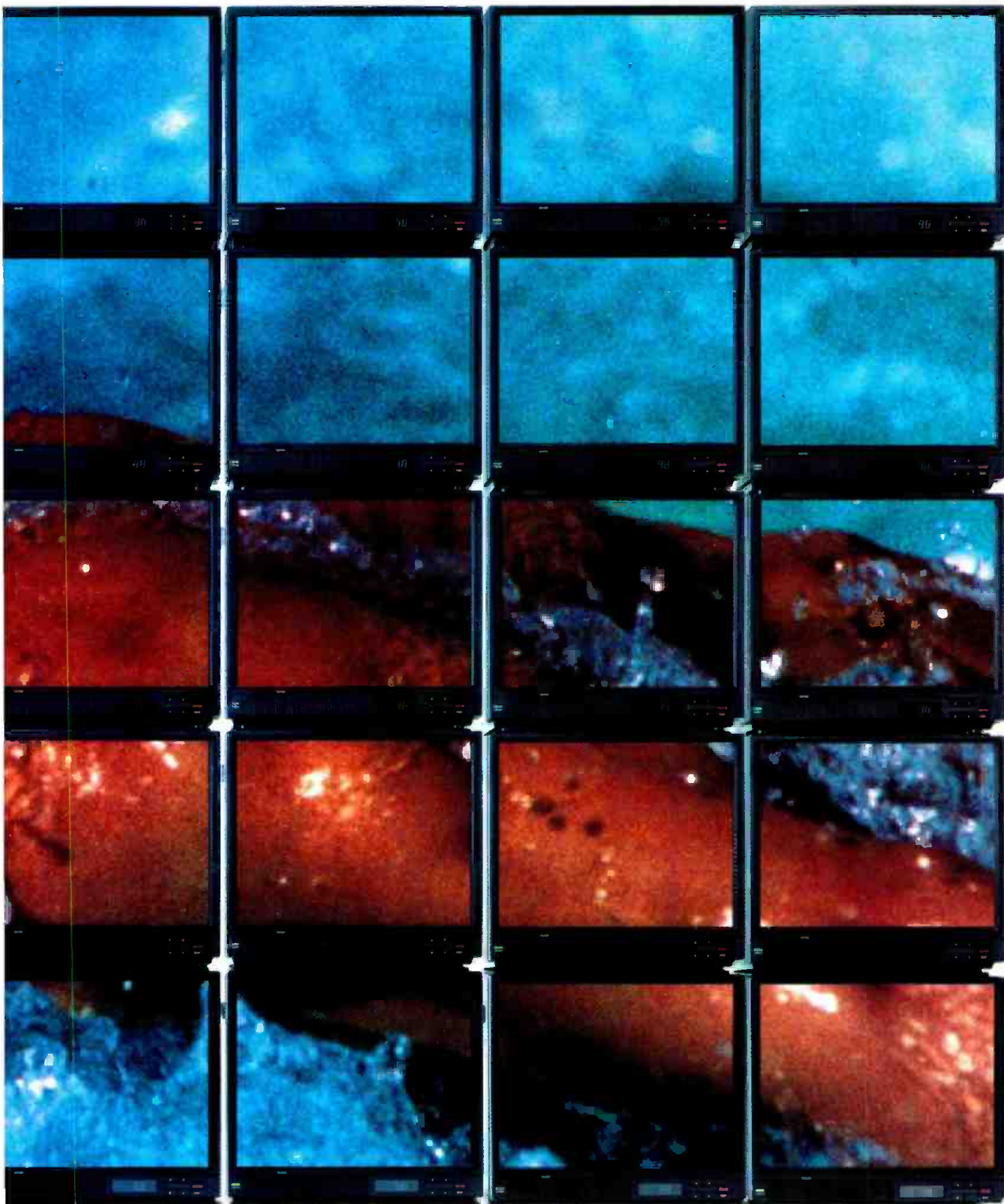
LEITCH

See us at
NAB Booth 2169

Leitch Video International Inc., 10 Dyas Rd., Don Mills, Ont., Canada M3B 1V5 - Tel: (800) 387-0233 Fax: (416) 445-0595 Telex: 06 986 241
Leitch Video of America, Inc., 825K Greenbrier Circle, Chesapeake VA 23320 - Tel: (804) 424-7920 or (800) 231-9673 Fax: (804) 424-0639

Circle (49) on Reply Card





NBC needed to pick a routing, switching and machine control system for their coverage of the 1988 Summer Olympic Games in Seoul, Korea. The winner: 3M.

We've been a major player in the broadcast equipment business for the past 25 years. To find out more about the system we're supplying to NBC, or about any of the other video switching or control systems we've provided to major networks, call 1-800-328-1008.

Broadcast and Related Products Department/3M

3M

Circle (52) on Reply Card



Facility planning special report

The construction of a radio or TV facility to meet present needs and future requirements demands detailed, long-range planning.

New technology and tough competition are causing many radio and TV stations to examine their technical plants for ways to improve efficiency and increase flexibility. Facility construction or renovation is a major undertaking that affects the entire engineering staff. It's not something to be taken lightly.

This special-emphasis section of **BE** looks at the process of building, or rebuilding, a technical center. Our examination of this topic includes the following articles:

- "80-90 One Year Later"page 98
- "A New Home for PBS" 124
- "Acoustical Design and Construction" 268
- "High-Definition Radio: Will it Work?" 296

It is impossible to predict with any accuracy what the requirements of a given facility will be three or five years from now, let alone 10 years — the average life of a studio or transmission complex be-

tween major renovations. Through careful planning, however, growing pains can be minimized.

Brad Dick

Brad Dick,
technical editor

Time Code Is Not Black or White.


It's Gray.

Gray Engineering Laboratories

Gray can solve even your most difficult time code engineering problems quickly and easily. Not only do we have the right product for every application, but engineers know they can rely on the quality and precision of our instruments.

Turn to the source for Time Code Receivers, Generators

and Transmitters, Vertical Interval Decoders and Encoders, Code Phase Correctors and Indicators, Video Reticle Generators, Film Counter/User Bit Multiplexers, and other products.



All Gray Engineering equipment is covered by a 5-year warranty including parts and labor.

NAB Booth 4174 / 4175



GRAY ENGINEERING LABORATORIES

504-P W. Chapman Avenue
Orange, CA 92668 714-997-4151

Circle (272) on Reply Card

© 1988 Gray Engineering Laboratories

To meet the requirements of FCC Docket 80-90 and provide increased coverage area, KLSI embarked on an ambitious community antenna project. The station's efforts are representative of much of the work that has been done in the past four years to meet the requirements of 80-90.



80-90 one year later

By Jerry Whitaker, editorial director

FCC Docket 80-90 has reshaped the face of FM broadcasting and cleared the way for hundreds of new FM stations.

The FM broadcast band has undergone dramatic change within the past four years. The driving force behind this activity has been the FCC's Docket 80-90 ruling.

A clock, set in motion by the commission on March 1, 1984, has been ticking away for FM broadcasters who did not meet the minimum facility requirements specified in the docket. The direction each affected station has taken since the race began four years ago will have long-term implications not only for the stations, but also for the FM band.

The 80-90 ruling established three new classes of stations. The existing classifications of A, B and C were expanded to in-

clude B1, C1 and C2. Each of the B and C classes carry minimum requirements. Under the provisions of the docket, facilities that do not meet the full B or C requirements will be reclassified to a lower (B1, C1 or C2) class.

The lower class brings with it lower spacing protections. The shift in station classes also opens the door for assignment of new stations to fill in the coverage gaps that the allocation scheme will identify.

The 80-90 order

In the Report and Order issued to implement Docket 80-90, the FCC specified a minimum transmitting antenna height

above average terrain (HAAT) of 300m and a minimum effective radiated power (ERP) of 100kW for Class C facilities. Stations that did not meet those minimum requirements faced reclassification as C1 or C2 facilities. The minimum ERP for a C1 facility must exceed 50kW, and a C2 must exceed 3kW.

The order also specified that Class B facilities must have an ERP that exceeds 25kW to avoid reclassification as a Class B1 station. A Class B1 facility must have

Editor's note: Information for this article was provided by Robert D. Greenberg, supervisory engineer, audio services division, FCC Mass Media Bureau; and Ben Weiss, director of engineering, KLSI-FM, Kansas City, MO.

WATTS UP?



When-and-if you're ready to UP your transmitting power, will your FM transmitter be ready too? If it's one of the QEI "New Reliables" FMQ series, the answer is YES!

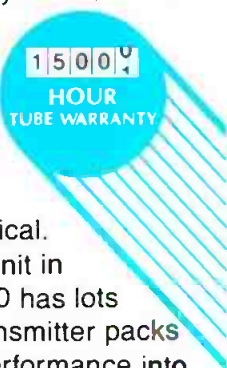
Our new 3.5KW, 5KW and 10KW transmitters were designed to give you a clear upgrade path to higher power. In just a few hours, your 3.5KW or 5KW QEI FM transmitter can be upgraded to a factory-equivalent 5KW or 10KW unit, right in the field. QEI's unique modular solid state drivers and interchangeable P.A. assembly make these power upgrades easy...and very economical.

If you're shopping for a 10KW unit in the first place, the QEI FMQ-10000 has lots to recommend it. No other FM transmitter packs this much power, reliability and performance into a single 24" wide rack cabinet. And the FMQ-10000 is designed to operate on single-phase power, so there's no need to pay for installing new three-phase electric service.

What's more, for upgrades to power levels beyond 10KW, each of these FMQ series

transmitters can serve as the driver section for QEI's 20, 30 or 60KW transmitters, again resulting in major cost savings.

Every QEI "New Reliables" FM transmitter is built to deliver ultra-dependability and performance. So—whether your station is thinking of upping its power down the road, or if the power you start with is the power you stay with—you'll be glad you chose QEI. Call us toll-free at (800) 334-9154 for the full story.



The New Reliables


One Airport Drive, P.O. Box D
Williamstown, NJ, 08094 (609) 728-2020

SEE US AT NAB—Booth 247

Circle (273) on Reply Card

BETTER BY DESIGN COMARK

HIGH POWER RF TRANSMISSION
LINES AND COMPONENTS



- Commercial or military applications.
- Turnkey or custom designed systems.
- Full line of coaxial and waveguide transmission lines, components and accessories — off the shelf or custom designed, including: Antennas • elbows • couplers • diplexers • high power RF filters • color notch filters • RF patch panels • power dividers • quadrature hybrids • RF switches • tuners • transitions • impedance transformers • phase shifters • combiners

See us at NAB Booth #3333

For all of your High Power RF needs
from 1MHz to 1GHz and up to 500kW,
Write for Comark's Engineers Design
Manual/Product Guide.



Contact: John Molta
P.O. Box 229
Rt. 57, Feeding Hills Road
Southwick, MA 01077
(413) 569-0116

Circle (277) on Reply Card

a minimum ERP that exceeds 3kW. No minimum HAAT is specified for Class B, B1, C1 or C2 stations. The effective radiated powers referenced here assume that an overheight antenna (one that exceeds maximum HAAT for its class) is not used. See CFR 47, Part 73.211.

In order to provide existing licensees an opportunity to meet the new minimum requirements, the commission gave stations three years from the effective date of the Report and Order to submit their applications for facility upgrading. Those stations

failing to do so, or any station whose application was rejected, would be reclassified.

The 80-90 notice was released on March 21, 1984. To avoid reclassification at a lower category, a station must have completed an application proposing minimum Class B or C facilities, which should have been received by the commission as of March 2, 1987.

When Docket 80-90 went into effect, the commission identified 203 Class B stations that faced reclassification under its provi-



The KLSI community tower site is located east of downtown Kansas City, MO. The 1,024-foot tower and 3,024-square-foot building provide transmission facilities for four Class C FM stations and up to 20 2-way radio systems.



Each station in the complex has its own ac power watt-hour meter and service disconnect switch located outside the building. This switchgear and a nearby surface-mounted utility company transformer are protected from falling ice by heavy metal grating.

the **SOURCE** *for Ikegami Microwave Equipment*



MIDWEST

As the nation's largest Ikegami dealer, Midwest offers you immediate delivery and dependable service on the full line of Ikegami products, including the PP-70 Portable Microwave.

Available in the 7 & 13 GHz frequency bands, the PP-70 is a compact high performance portable microwave link. This lightweight, battery operated unit (3 hours on a standard 4AH battery) is designed for convenient cable-free transmission of television video and audio signals. ENG and EFP production crews will find the PP-70 an operator-friendly addition to their production unit. The PP-70 is the only portable microwave unit with built-in features such as two audio channels (mike or line level), audio/video test signals, low battery indicators, LED bar graph/audible beeper for system path alignment, and LED SHF output indicator. Call your nearest Midwest office for a demonstration.


For all your RF Equipment needs, rely on the recognized leader. Midwest... the Source.

"See us at NAB at indoor booth No. 4342 and outdoor booth No. A117"



One Sperti Drive/Edgewood, KY USA 41017
(606) 331-8990

Circle (278) on Reply Card




SONEX CONTROLS SOUND.

With its patented anechoic foam wedge, SONEX absorbs and diffuses unwanted sound in your studio. And it can effectively replace traditional acoustic materials at a fraction of the cost. SONEX blends with almost any pro audio decor and looks clean, sharp, professional. Check into this attractive alternative for sound control. Call or write us for all the facts and prices.

SONEX is manufactured by Illbruck and distributed exclusively to the pro sound industry by Alpha Audio.

Alpha Audio
 2049 West Broad Street
 Richmond, Virginia 23220 USA (804) 358-3852
 Telex: 469037 (ALPHAUD CI) FAX: (804) 358-9496
 Acoustic Products for the Audio Industry



See US at NAB Booth #2256 Circle (307) on Reply Card

C

Professional SOUND recording & duplicating SUPPLIES

ASK FOR OUR FREE CATALOG

POLYLINE

- Blank-loaded audio cassettes
- Empty reels and boxes
- Audio cassette boxes and albums

AUDIO TAPE and CASSETTES from

- Agfa • FUJI
- Ampex • Maxell
- 3M • TDK
- BASF

POST-PRODUCTION and MAINTENANCE SUPPLIES

**SHIPPED
FROM STOCK
WITHIN
24 HOURS**
under normal
circumstances

Call Polyline
312 / 298-5300
 8:30 am - 5 pm Central Time

Polyline Corp.
 1233 Rand Road
 Des Plaines, IL 60016

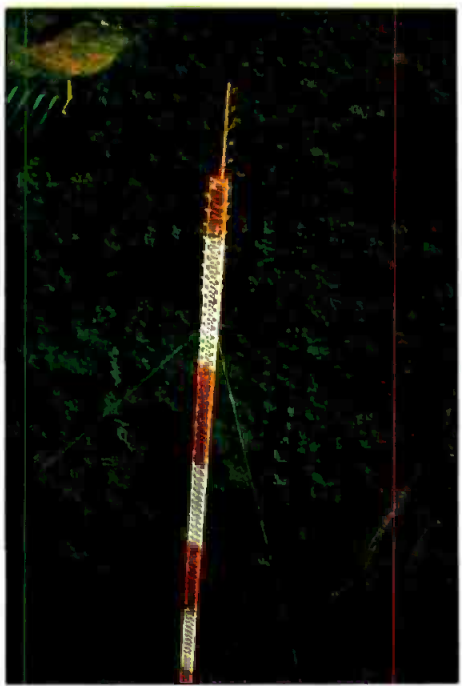
Circle (280) on Reply Card

what so they could fall in areas the experts thought would be less likely to present problems. Part of the trouble involved flooding inside the mine. Also, some areas of the mine had caved in and were unstable; those areas were avoided. The geologists actually went into the mine in a boat to complete the underground survey work.

Main story continues on page 114



The FCC's 80-90 decision has provided the impetus for FM broadcasters to improve their transmitting facilities. Many stations viewed the situation posed by the docket as a use-it-or-lose-it proposition.




Most stations faced with reclassification because of Docket 80-90 suffered from low transmitting antenna heights. This situation resulted in a great deal of interest in community antenna sites, such as the KLSI facility shown here.

Hello world. We can put you on a pedestal.

Sachtler has uniquely combined a pneumatic center column with a double-wheeled, steerable combi-dolly that utilizes modular construction and lightweight materials. The dial-in steps of drag and built-in counterbalancing let you pan and tilt smoothly and precisely, fast or slow, in any direction. It's as close as you can get to taking your studio with you on location. Anywhere. Anytime.

Sachtler is so confident of the performance of the Combi-Ped system that it has extended its normal usage warranty from 1 to 3 years and guarantees its leak-proof fluid modules for 5 years. It's the best warranty in the business and comes only with the best camera support systems in the world.

Call or write today for more information and the location of your nearest Sachtler dealer for a hands-on demonstration.



sachtler
corporation of america



55 North Main Street
Freeport, NY 11520
Phone: (516) 867-4900

West coast:

3316 West Victory Blvd.
Burbank, CA 91595
Phone: (818) 845-4446

Visit Us At NAB Booth #3147

Circle (276) on Reply Card

The road to success

The construction phase of the KLSI project officially began on Aug. 22, 1986, with clearing of the site. Work continued through the winter and the bad weather that it brought. The facility was completed on March 5, 1987, when KLSI went on the air from the new site. The switchover from the old location to the new location occurred at 9 p.m.

One of the two transmitters used by the station was moved and temporarily installed. Once on the air from the new location, the second transmitter was moved, along with the combiner and other hardware. Both transmitters signed on the air from the new facility at 4:30 a.m. on Monday, March 9.

The road from groundbreaking to completion was punctuated with the usual number of delays and complications. However, once construction finally got under way, it went pretty much according to plan.



The first few weeks of the project involved clearing the land and finalizing drawings for the tower and building. A building permit was issued for the tower by the city of Kansas City, MO, on Sept. 26, 1986. (Photos by Ben Weiss.)



Nobody wants to put up a tower in the middle of December in the Midwest. However, KLSI didn't have a choice. The project was well under way, and it couldn't be interrupted by bad weather. Seven truckloads of steel were shipped to the tower site. Assembly of the sections on the ground began during week 15.



The first steel went up in the air on Jan. 10, 1987, in week 20 of the project. The base of the tower was placed, and over the course of the following six weeks, the structure slowly began to take shape. Bad weather and other problems kept the work "interesting."



The transmitter building began to take shape during week 19 of the project. Precast wall panels were trucked to the site and lifted into place by a crane. At this point in the project, the local utility company had placed the necessary power poles and lines for ac service.



By week 10 of the project, the tower pier had been drilled and the rebar set in place. A 5-foot-diameter hole was drilled 56 feet down for the foundation of the structure.



The top-mounted KLSI-FM antenna was hoisted up the tower on Feb. 7, 1987, week 24 of the project. At this point in the effort, electrical service for the transmitter building was well on the way to completion.



Concrete was poured at the tower base during week 12. At the same time, drilling was under way for the guy anchor posts. Some of the posts were drilled to a depth of 80 feet to ensure a sound footing and to avoid problems with the underground limestone mine.



The tower was officially accepted on Feb. 27, 1987, 27 weeks after ground was first broken for the project. The tower inspection process was detailed and lengthy. All bolts were checked for tightness by a consultant for the station and by a consultant for the tower manufacturer.



The big day finally arrived during week 28. One of the two KLSI transmitters was moved to the new site and put into service. To everyone's relief, everything worked on the first try, just as it was supposed to. The second transmitter was moved to the facility the following day.

Ben Weiss, KLSI director of engineering, kept a detailed calendar of progress on the project. It contains the usual entries about schedules, who to meet and where. It also includes some entries that reflect the frustration and unpredictability of such a project. Here are some excerpts:

- Monday, Oct. 20, 1986: "Transmission on drilling machine breaks, halts progress."
- Thursday, Nov. 13: "No work. Too cold."
- Monday, Nov. 24: "Beautiful day. No

work."

- Sunday, Jan. 4, 1987: "Tower crew rep should have showed up. Didn't."
- Monday, Jan. 5: "No crew. Were to set tower stub today."
- Friday, Jan. 9: "Crane arrives, gets stuck. No progress."
- Thursday, Feb. 5: "Snow and rain today. No work."
- Monday, March 9: "On air with both transmitters at 4:30 a.m. Everything looks good!"

For Weiss, the last entry made it all worthwhile.

Main story continued from page 110

The area had been mined below the surface until 1959, but the actual age of the mine is unknown. The mine had been excavated in a *room and pillar* fashion. Underground areas were dug out with central pillars left for support and stability. The room size depended on the type of soil or rock found underground.

The mining of the KLSI property varied depending on the age of the mine's sec-

tions. Newer diggings offered greater stability through smaller rooms and larger pillars. Earlier excavations afforded less stability through larger rooms and smaller supporting pillars.

Because of the geological concerns, four of the six guy anchors were displaced from their previously planned locations. The guy anchors that fell within the mined areas were located above pillars. The concrete anchor points were drilled into the

pillars themselves, to a depth of 75 to 80 feet. Pillars in more stable areas were drilled to a depth of 20 to 25 feet. The tower base itself sits above a large, solid pillar. The tower base concrete form extends through that pillar and into the solid mine floor.

Once the station realized that it would be unable to locate the guy anchor points at the locations recommended by the tower designer, the data was submitted to the manufacturer for evaluation. The original design called for traditional 120° spacing from the guy anchor points, plus spacing out from the tower at specified distances. Armed with this new data, the tower manufacturer did the final structural design.

The tower design

The tower measures 1,024 feet from the base pier to the top of the structure. A 55-foot steel pole is mounted on top of the tower for the KLSI antenna. During design of the structure, the use of non-metallic guy wires was considered, at least within the aperture of the transmitting antennas. The tower manufacturer, however, designed the structure in a *cantilever* arrangement that eliminated guy wires within the aperture of the three transmitting antennas. With this approach, the top set of guy wires attach below any of the FM antennas.

The triangular tower has a 10-foot face. It was originally designed to hold four separate FM antennas, but the plan was modified to three when two of the stations planning to lease space on the structure decided to feed a common wideband antenna through a combiner. The choice of tower legs for support of each antenna was granted in the order that the lease agreements were signed. The incentive was to encourage tenants to sign quickly so they could pick the leg best oriented toward the city.

Only the facility owner, KLSI, has a standby antenna on the tower. Space and loading considerations will not permit other large FM transmitting antennas to be mounted on the structure. Two of the stations leasing space will maintain their old transmitting sites for backup.

KLSI uses a 5-bay transmitting antenna. One tenant is using a 10-bay, and two others are using an 8-bay broadband antenna through a combiner.

The tower was not designed to the more common EIA RS-222-D requirements. Instead, it was built to meet the tougher structural requirements of UBS (Uniform Building Code) and ANSI (American National Standards Institute), as specified by the city of Kansas City, MO. These stringent standards account for the large face and heavy steel used in construction. The tower is designed to withstand ½-inch ice at 75mph.

Continued on page 115











Two of the four stations have closed-loop cooling systems in which no outside air is used to cool the transmitters. Exhaust air from each transmitter is dumped into the room and large air-conditioning units are used to keep the rooms cool. The heat exchangers for one of the transmitter rooms are shown.



Grounding is a major concern for the transmitting tower because of the frequency and severity of lightning storms in the Kansas City area. The ground system consists of radials spread out from the base of the tower in a manner similar to an AM antenna ground. The transmission line bridge from the building to the tower can be seen below the ice shield.

Who says you
can't have it
all?






The creative power of a single
Video WorkStation is infinite.

PINNACLE
SYSTEMS

The interaction between man and machine should know no limits.
Pinnacle's Video WorkStation™ lets you have it all.



There's a Pinnacle Video WorkStation for every application and budget.

1000 Series Desktop Video WorkStation

2000 Series Production Video WorkStation

3000 Series Graphic Design Video WorkStation

The Pinnacle is Within Your Reach

PINNACLE

Pinnacle Systems, Inc.

2380 Walsh Avenue
Santa Clara, CA 95051
(408) 970-9787
Telex 362364
Fax (408) 970-9798

NAB Booth #6027 (Hilton)

™Pinnacle Systems, Inc.

Continued from page 114

Kansas City building codes also require a minimum setback from the property line of a tower to two-thirds of the tower height. This was the only aspect of the tower licensing procedure in which a variance was requested. The request for a waiver was granted because the area surrounding the tower is remote and sparsely populated. Furthermore, it was demonstrated to the city that if the tower fell straight, it would not hit any homes or other structures.

The station also submitted to the city engineer documentation on towers that had collapsed, showing that the two-thirds setback requirement was excessive. KLSI received case histories of tower failures from several tower manufacturers that showed that when most structures collapse, they do so in a small area surrounding the tower base. In fact, experience has shown that the taller the tower, the smaller the area of the tower collapse.

Auxiliary users

The tower is designed to accommodate 20 2-way antennas and separate feedlines. To facilitate sales of the 2-way spots, KLSI installed four broadband communications antennas and the connecting feedlines during construction of the facility. With the increased use of combined transmitters feeding a single communications antenna, it was believed that the four broadband units would serve the immediate needs of 2-way users.

The antennas installed on the tower initially included 800MHz- and 400MHz-band antennas at two different levels. Theoretically, 10 or more 2-way users can be accommodated by the antenna equipment installed at each level. Hardware options for communications users range from repeaters to trunking systems.

Transmitter building

KLSI has a large transmitter room, and each tenant has its own room, accessible from the outside of the building. The station had considered other designs for multiple-station operations where a common area was provided. It was decided, however, that security would be best served through individual, locked transmitter rooms.

Figure 1 shows the basic floor plan. The building measures 63' x 48' for 3,024 square feet of floor space. The "storage area" in the center of the building is accessible only through "unit 1," the transmitter room for KLSI. Note that all doors except those to the storage area are accessible from outside the building.

Each tenant was free to configure the rooms as necessary. Each arrangement of equipment is unique, including both mechanical and electrical layout. A room was also set aside in the building for telephone

interface and auxiliary equipment. Another large room was set aside for 2-way operators. A bathroom was provided for use by any tenant.

Building design


The building is constructed of precast concrete "double-T" sections. The walls and roof are made of the same material. The double-T construction was chosen for its cost, speed of assembly and strength. A number of alternatives were examined, including poured-in-place walls, concrete blocks and metal construction. The station

decided that the double-T method afforded the best cost-vs.-performance benefits. Because the site is unattended, security was another important factor in the selection of a construction method.

The double-T sections used for the roof and walls feature insulation cast into them to ease heating and cooling requirements during extreme temperatures. When the design of the transmitter building was finalized, the contractor cast the sections, complete with openings for doors, cables and air-exhaust vents. Because changes after the fact would be difficult, careful plan-



Security for the facility was an important design consideration because the site operates unattended in a remote area. Heavy-duty fencing surrounds the complex.



Standby power is provided only for KLSI, the landlord at the community site. Two other stations using the facility have kept their old transmitter sites for use in the event of a power failure or equipment problem.

MILLER

EQUIPPED TO WIN!



MILLER 20
with counterbalancing
Lightweight ENG




MILLER 30
with counterbalancing
multi-step drag control
ENG



MILLER 50
with counterbalancing
multi-step drag control
ENG/EFP

MIDI TRIPOD
with spreader
ENG/EFP



See Us At
NAB - LAS VEGAS
April 9 thru 12 - Booth 2364

MILLER FLUID HEADS (USA) INC.
2819 W. OLIVE AVE.
BURBANK, CA 91505
Tel: (818) 841-6262

Circle (58) on Reply Card

ning was a must.

After the wall and roof sections were cast and delivered to the site, they were set on previously poured footings and raised into place. The sections were then welded together at predesigned tie points. After the shell of the building was completed, the concrete floor was poured.

The possibility of damage from falling ice is an important consideration for a

transmitter building in the East or Midwest. An ice bridge was installed to protect the transmission lines, and another was built over the utility company service drop surface-mounted transformer. Utility company switchgear and meter boxes also were protected with grated metal shields. Ice-protection shields are planned for all air-conditioning system components located outside the building.

Protecting the building roof from falling ice was a major concern. Ice protection consists of a plywood deck placed above the roof double-T section and two layers of closed-cell foam insulation with a membrane seal on top. Above the membrane seal are 2-inch-thick interlocking patio blocks for added protection.

Construction work

The tower went up under the worst of conditions. The crew worked right through the winter. This was not by design, however. Delays experienced during the surveying stage forced construction of the tower and building itself to be moved back, and into winter. It took the geologists nearly six weeks to complete their underground study of the site to determine the best locations for the tower base and the antenna guy wires.

Drilling for the tower pier and guy anchor points began in late October 1986. The first section of the tower was installed during the first week in January 1987. The tower was completed by the third week in February.

Quality control was an important part of the KLSI project. When the city granted approval for the project, it was with the stipulation that an outside inspection firm



Transient protection is a major concern because of the high level of lightning activity. This transient suppressor protects the KLSI section of the facility.



Cavity filters (shown in the background) are used on the output of each transmitter at the facility to prevent intermod problems. The combiner for the twin 25kW FM transmitters is shown in the foreground.

Hot Stuff for '88
NAB Booth #3074

ProdigyTM

Experience the
genius of Videotek.

You're burning the midnight oil.... Final edit's due at 8 a.m.

Be glad you have a Prodigy—the new switcher with more brain-power in a smaller package.

Forget about old two mix/effect systems.

A reliable video switching and special effects system follows the new industry standard—multi-level effects with look-ahead preview. Much more than just another clone, Prodigy raises the standard—offering features no one else does, even on their most expensive systems. Prodigy includes stereo audio-follow-video, editor interface and effects memory—a complete

system for less than \$10,000!

Have it your way.

Modify Prodigy to suit your style of operation and create memorable performances. Program up to 99 events into Prodigy's 68000 microcomputer, then preview the results instantly. Ten program-mable sequences link 80 on-line memory registers, and ten learned operator transitions track your actions over time. With Videotek's exclusive Times Six Plus black burst generator, system timing is virtually automatic.

Who says the grass is greener?

Equally at home in the post-production facility, newsroom or

studio—Prodigy rack-mounts in minutes and its software talks to a wide range of popular editing controllers.

Get your hands on a Prodigy and let the performance begin! For more information or the name of your nearest Prodigy dealer, call Videotek today.



VIDEOTEK INC.

Designed for real needs.
Priced for real budgets.

243 Shoemaker Road, Pottstown,
Pennsylvania 19464 • (215) 327-2292
TWX 710-653-0125 • FAX (215) 327-9295

Circle (59) on Reply Card

monitor every aspect of tower construction. The city wanted the tower welding to be performed in a certified shop and required that all welding be observed by an outside inspection firm. The station retained Pittsburgh Testing Labs for this work.

An inspector was at the tower company plant while the structure was assembled. An inspector from the firm also was on site in Kansas City as the sections were bolted together. All bolts were checked with torque wrenches to be sure they were

tightened to specifications. After the tower was completed, the inspector went from top to bottom checking the installation job.

For its own protection, the tower manufacturer then had another inspector check the tower for adherence to design specifications. The only problems experienced with the installation job involved wiring of the tower ac service and tower lighting system.

ac power

Utility company power enters the facility

through a single pad-mounted transformer. The transformer secondary is a 208V 4-wire Wye. It is split off to feed each transmitter room through individual watt-hour meters for the tenants. A separately metered house circuit powers the tower lights and perimeter lighting, plus the telco room and 2-way radio room.

A standby generator was installed for exclusive use by KLSI. The other stations opted to forgo standby power. Two of the stations will maintain their old transmitting sites, eliminating the need for standby power.

Tower/building ground

The grounding system for the facility was designed by the tower manufacturer. It consists of four 6-inch copper straps crisscrossed at the base of the tower and attached to the structure at three points on the base.

Sixty ground radials encircle the tower base and are bonded to the copper straps. The ground system consists of a circle of No. 00 stranded-copper bare wire in a 10-foot radius around the tower base buried to a depth of about eight inches, to which is silver-soldered No. 10 solid-copper wire radials that run out in much the same fashion as an AM antenna system ground. At the end of every second radial, a 10-foot ground rod is driven into the earth and brazed or silver-soldered to the radial.

A similar, but simplified, grounding scheme is used for each of the six guy anchor points.

Transmitting facilities

KLSI operates with a transmitter output power of 45kW into a 5-bay antenna for an ERP of 100kW. Twin 25kW transmitters feed a combiner to develop the 45kW signal.

No pattern optimization was performed on the transmitting antennas installed on the tower. The KLSI antenna, mounted on a pole above the structure, was expected to produce predictable results. Additional pattern optimization could have, presumably, been accomplished, but it was determined the improvement would have been negligible.

Pattern optimization typically is performed by adding parasitic elements to the antenna. Antenna icing would have presented operational problems because the antennas were fitted with de-icers, but the parasitic would not have been. High VSWR conditions, it was feared, could result during icing conditions. De-icers were chosen instead of radomes because of the increased weight and windloading of radomes.

Antenna test range studies were used to mount the two lower antennas in an optimum position with regard to rotation about the legs of the tower.

LET US BE THE FIRST TO SAY WE'VE FAILED.



See Us At
NAB Booth #2262

Exhaustive testing. That's what every Micron wireless microphone goes through before it ever leaves our factory. Not the usual "assembly line" battery of tests. But hours of individualized, single unit testing. Should any one of our expertly crafted units fail to perform perfectly, we'll be the first to know. What you'll receive, is unparalleled performance.



Micron Wireless Microphone Systems
Performance That's Tested... To Perfection

MICRON
AUDIO PRODUCTS, LTD.

210 WESTLAKE DRIVE • VALHALLA, N.Y. 10595 • (914) 761-6520

Circle (60) on Reply Card

Hot Stuff for '88
NAB Booth #3074

Get in sync with Videotek's versatile team of timing devices.

No matter what your application, Videotek has a range of feature-rich timing devices to suit it—and your budget.

Take our new VDP-8000 Frame Store/Synchronizer with independent Freeze Field capability. Or our two blackburst generators—each with individual horizontal and sub-carrier timing correction for up to six sources. The Times Six Plus model offers manual or automatic operation and automatically compensates for cable length and equipment drift.

Our new drift-free VSG-201 digital sync generator with six isolated blackburst outputs, audio test tone and "textbook" SMPTE color bar outputs can drive the whole show. And all units feature front-panel gen lock input loss/presence indicators.

Don't waste any time! See your Videotek dealer for details!

VIDEOTEK INC.
Designed for real needs.
Priced for real budgets.

243 Shoemaker Road, Pottstown,
Pennsylvania 19464 • (215) 327-2292
TWX 710-653-0125 • FAX (215) 327-9295

Circle (61) on Reply Card

RIP US OFF

OUR NEW ELECTRONIC TOOL CATALOG IS A STEAL... IT'S FREE.

Paladin's new 1988 Electronic Tool Catalog shows you the latest selection of Paladin's top quality wire strippers, crimping tools, cutting tools and production aid equipment. 24 pages of the best specialty wire handling tools you can buy, and loaded with new products *on every page*. Chock so full of valuable productivity enhancing tools that it's hard to believe it's free. Be a thief and rip out this ad. Your new Paladin tool catalog will be on its way even before guilt sets in.



Name _____
 Title _____
 Company _____
 Address _____
 City _____ State _____ Zip _____
PALADIN CORPORATION
 The Wire Handlers
 3543 Old Conejo Road, #102, Newbury Park, CA 91320 (805) 499-0318

Circle (62) on Reply Card



It's time to think again about Automation.

If you had previously dismissed program automation as too expensive, now is the time to reconsider. If you considered automating the overnight, but didn't think that it was economically feasible, IGM has the system for you. If you are using Satellite Music Network, Transtar, or any of the satellite services and have not automated because of the expense, IGM provides a cost-effective system today.

With systems starting at less than \$20,000, IGM thinks it's time for you to re-consider automation. The IGM-EC is an economical automation controller for use in your station. We developed a computer program to turn your IBM-PC or compatible computer into a program automation system, using the IGM-EC as the audio/machine controller.

The IGM-EC is already equipped with 12 audio channels. These can be used for satellite and studio inputs. You may also use the IGM GoCart or Instacart for random-accessed commercials or announcements. To meet your other requirements, we can add Studer-Revox PR-99 Reel-to-Reel machines and Fidelipac cart machines.

IGM has over 20 years of program automation experience and will help you design a system to meet your operational and financial requirements. For more information on the IGM-EC, use the attached coupon or call 800-628-2828, Ext. 578

IGM COMMUNICATIONS

282 W. Kellogg Road, Bellingham, WA 98226. 206-733-4567

Circle (63) on Reply Card

The price tag

The total cost of the KLSI community transmitter site project came to about \$1.75 million. The price ran over expectations because of the problems associated with the undermined area of the land.

The station hopes the project can be paid for through lease revenue within seven years. Paying tenants on the tower include the three FM stations and communications equipment customers.

Beyond 80-90

When Docket 80-90 was implemented, it was acknowledged that some refinements might be needed in the future to take care of unexpected complications. It soon became apparent to the commission that many feasible combinations of power and antenna height for a given coverage area did not fall within the limits of any of the six classes of stations established by 80-90.

This problem occurred because the minimum power requirements adopted in the docket do not make allowances for existing or proposed stations that have relatively high effective antenna heights. Such a station can operate below the minimum power for its class, yet have a range greater than the maximum that could be obtained by a station in the next lower class. This results in gaps in the range of allowable facilities.

To rectify the problem, the commission has amended its rules, in Docket 86-144, to provide a detailed explanation of the method it has used to classify stations since the effective date of Docket 80-90. This method looks first to the maximum and minimum ERP and HAAT limits in the rules, and then—for only those stations outside the limits—relies on a comparison of the station's *reference distance* with six *class contour distances* that are listed in the rules.

Exceptions to the minimum power requirements are allowed for stations with relatively high effective antenna heights and for stations whose reference distances exceed the class contour distance for the next lower class. With this action, the commission essentially ties most of the loose ends with regard to 80-90.

The commission's actions in implementing the docket, and radio stations' responses to it, have put a new face on the FM industry. Improvement projects such as the one documented here point the way to a new level of sophistication for FM broadcasters.

Docket 80-90 has forced the FM industry to embark on what has probably been the greatest concentrated facility renovation effort in the history of radio. When all is said and done, this author believes most broadcasters will agree that the rewards—for FM stations and for the general public—are worth the effort. | : { - >)]]]

They're here!



MAGNI

MAGNI SYSTEMS, INC.
9500 SW Gemini Drive
Beaverton, OR 97005 USA
(503) 626-8400
(800) 237-5964
FAX (503) 626-6225
TLX 650-2769743MCI

Circle (64) on Reply Card

ENERGY SAVERS

MSDC

MULTI-STAGE DEPRESSED COLLECTOR

Varian's Microwave Tube Division now offers UHF-TV broadcasters two new devices that can significantly reduce their power bills. These devices are the Multi-Stage Depressed Collector (MSDC) Klystrons and Integral Cavity Klystrons with Annular Control Electrode (ACE) guns.

The photo on the left is the new 60 KW VKP-7995 integral cavity MSDC klystron. This MSDC prototype was developed at the Varian Microwave Tube Division with support from NASA, PBS, NAB and various UHF-TV transmitter manufacturers. This new MSDC klystron will provide a figure of merit of up to 131 and will require approximately 50% of the power required by klystrons of equal power ratings with figures of merit of 65 to 70.

In addition to the integral cavity MSDC klystron, Varian will have its wideband external cavity MSDC klystron in full production by 1989.

Varian Microwave Tube Division
611 Hansen Way
Palo Alto, CA 94303
Telephone: (415) 424-5678

varian 

See us at the N.A.B. Booth #3725

VKP-7995

FROM VARIAN

ACE

ANNULAR CONTROL ELECTRODE

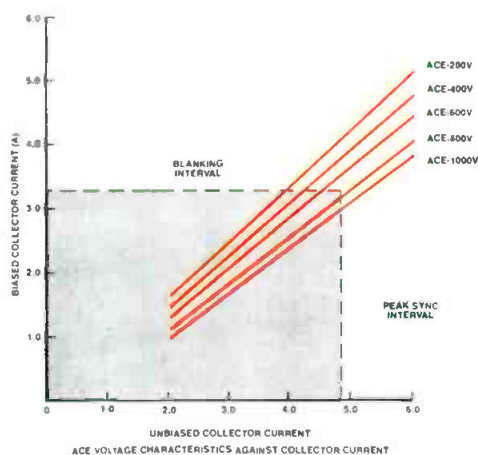
ACE Klystrons

Varian has incorporated an Annular Control Electrode ("ACE") to provide low voltage pulsing capability and efficiency enhancement in our "S" Series UHF-TV klystrons.* In conjunction with the improved linearity correction available from most original equipment manufacturers, these klystrons can provide the highest efficiency available in the world today, with a figure of merit approaching 85. The improved efficiency is coupled with the added reliability inherent in low voltage pulsing systems and the documented life of five cavity klystrons.

ACE Klystron Retrofits

These klystrons are now available from Varian for new transmitter applications and can be readily retrofitted into existing transmitters with kits available from OEMs. Contact Varian for recommendations on retrofits.

*VKP-7553S VKP-7554S and VKP-7555S



Circle (65) on Reply Card



7553-ACE



A new home for PBS

By Brad Dick, technical editor

New PBS network facilities are a model of efficiency and flexibility.

Few engineers can identify with the problem faced by PBS engineers on the night of Oct. 15, 1984. On that evening, a fire began on the upper floors of the L'Enfant Plaza building in Washington, DC. Because the building had no sprinkler system, the fire spread rapidly before firefighters could regain control. Hundreds of thousands of gallons of water were poured into the building from aerial ladder trucks and by firefighters who climbed the building's 10 stories with hoses and oxygen masks in an effort to subdue the flames.

Although there were no serious injuries, the network's offices on the fifth and sixth floors of the building were heavily damaged by smoke and water. Unfortunately, water runs downhill. The network's technical center, which was located underground at the second-garage level, was severely damaged by incoming water, smoke and toxic gases. The network was forced to move technical operations to another location.

Temporary operations began almost immediately with help from other public TV facilities. Within four days a videotape

truck, loaned by ABC, and a rented mobile unit provided the majority of PBS feeds from the organization's uplink facility in Springfield, VA.

The design process

If there is an advantage to such an event, it is that the engineering staff had the opportunity to design new facilities that incorporate the latest technology and equipment.

After considerable investigation, a new office complex (Braddock Place) in Alexandria, VA, was selected as the location for the new facilities. Because the building selected was designed for standard office construction, it presented many challenges in the design of the technical facilities.

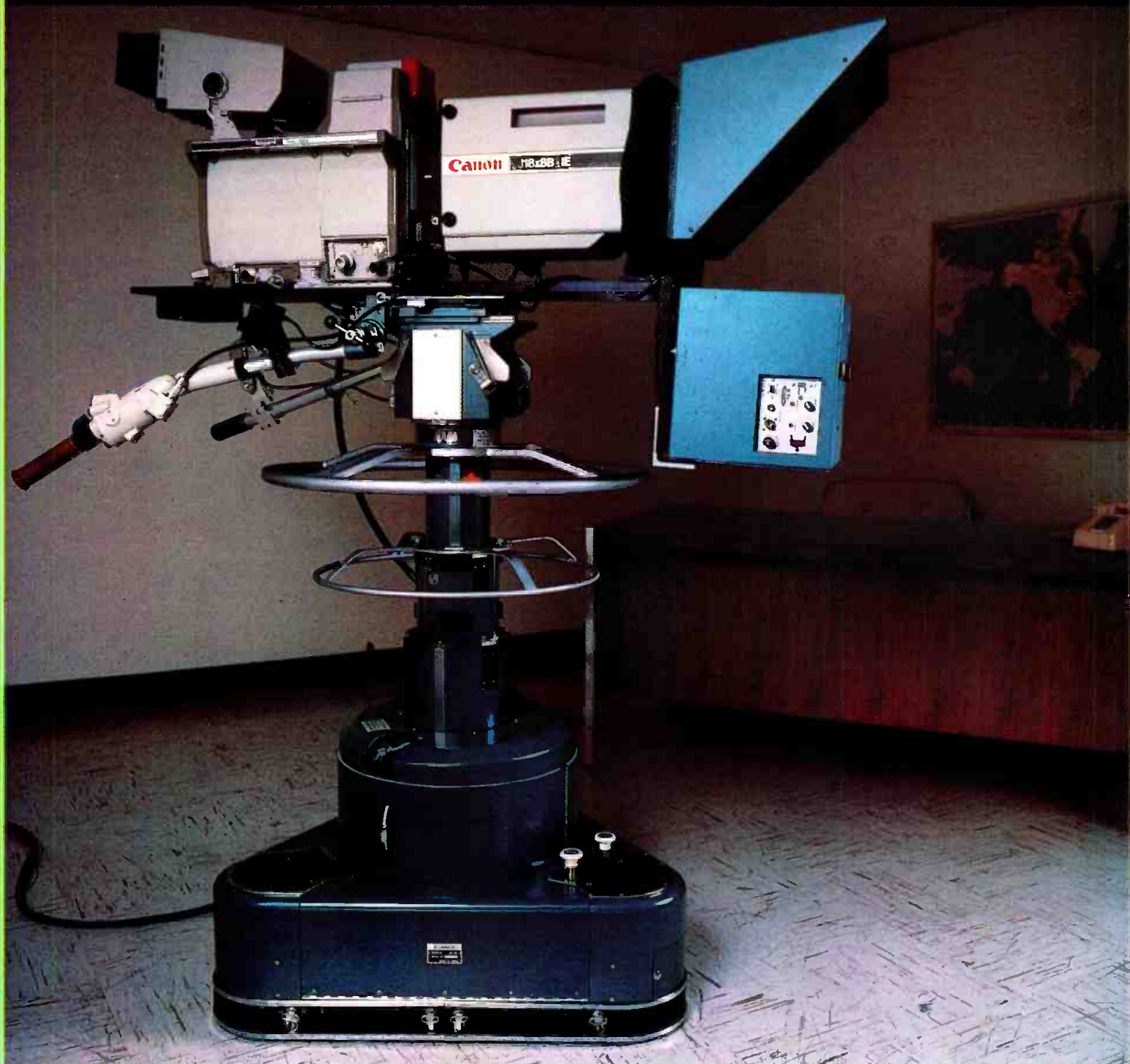
In view of its unfortunate experience at the L'Enfant Plaza location, PBS had no desire to locate its technical facilities below grade again, where cascading water could find its way. The network decided that the new technical facilities would be located above ground, and the building's third floor was selected as the most suitable. The area provided the needed

space, and the support columns were spaced 20 feet apart, allowing sufficient flexibility in equipment positioning. The building's 10-foot ceiling height and expansive outside windows created many opportunities for improvements compared with the old facilities.

Interior spaces

The previous facility, completed in the late '70s, was advanced for its time, but incorporated mostly custom-designed hardware and systems. The new TV technical center was required to perform all of the functions of the previous facility, plus provide ample room for growth and technical enhancement. Because of cost considerations, these goals needed to be met through the use of as much standard off-the-shelf hardware as possible.

The new PBS technical facilities include: the television technical center, which is comprised of the technical operations area, equipment center, videotape editing suites, teleconferencing studio, technical maintenance and videotape library support areas; the computer services data-processing center; telephone switch room;



Canon Puts You on a Pedestal

Canon professional support equipment is right at home in the world's most sophisticated studios.

Finely finished, rugged and sturdy, yet designed for fluidity of movement, the Canon MC-200 and MC-300 pedestals can handle any camera/lens combination—teleprompters, too!

Canon pedestals are counterbalanced with unique energy cassettes that make set-up a breeze and eliminate the frequent adjustments and servicing necessary with systems dependent on compressed

gas. Their very short mounting height enhances low-angle shooting, and they offer the flexibility of 23-60 inch elevations.

Find out more about the quality and value in the entire line of Canon support equipment, including tripods and cam heads. All are sold, backed and serviced by the same people that made Canon the number one name in broadcast lenses. When we offer to put you on a pedestal, it's not a lot of hot air!

Canon

Come See Us At NAB Booth #2338

Optics Division

Canon USA, Inc., Head Office: One Jericho Plaza, Jericho, NY 11753 (516) 933-6300. Dallas Office: 3200 Regent Blvd., Irving, TX 75063 (214) 830-9600. Chicago Office: 100 Park Blvd., Itasca, IL 60143 (312) 250-6200. West Coast Office: 123 Paulmar Avenue East, Costa Mesa, CA 92626 (714) 979-6000. Canon Canada, Inc., 6390 Dixie Road, Mississauga, Ontario L5T1P7, Canada (416) 678-2730.

© 1987 Canon U.S.A., Inc.



Enjoy many extended payments with the Canon Credit Card. Ask us details about financing Canon equipment. Available only in U.S.

Circle (66) on Reply Card




Shortly after the studio fire, network operations commenced from a videotape trailer, borrowed from ABC, and this Video Rentals truck.

engineering development laboratory; and technical operations offices. The technical space occupies approximately 21,000 square feet.

Support areas include an electrical distribution/UPS room on the first-garage level, standby generator and TVRO satellite dish at ground level, HVAC equipment at the penthouse level and a microwave relay tower on the main roof.

Electrical power

The facility's design provides three tiers



The equipment center of the PBS technical facilities.

of electrical service for the technical floor: uninterrupted power, conditioned power and utility power. The main 480Vac technical service feeder is separate from the service provided to the rest of the building.

From the complex's transformers, the 480Vac service feeds directly to the third floor, where the power is transformed for distribution to the various load centers. This design substantially reduces the cable and installation costs. The design also reduces current losses from cable resistance.

Redundant public utility feeders to the site were considered, but were determined to be far too costly in comparison with local standby power protection. The technical center and computer room are protected by a 160kW uninterruptible power supply (UPS), which operates as a battery charger/inverter combination. If utility power fails, even for an instant, a battery bank connected in parallel with the rectifier-charger circuit maintains power to the output inverter.

Because the power system is fully regulated, the inverter ac output never changes despite interruptions of the primary input. If the input power is lost for more than 15 seconds, automatic sens-



Improve your favorite camera.

Load the new Sony ECM-672 shotgun on your camera and you'll swear your camera disappeared.

This microphone's unique floating capsule design shuts out vibration and handling noise. And its superior transformer shielding blocks electrical hum and hash from cameras. What you get is the crisp, disciplined sound that Sony shotgun mics are famous for. All in a compact, one-piece package.

It runs on a common AA battery for an uncommon

3000 hours. Or on phantom power. And comes with a windscreen that clamps on so it can't slide off.

Add the virtues of a built-in low cut filter and a modest price and there you have it. A great shotgun that won't shoot your budget to pieces.

To hear more about the ECM-672 and other broadcast quality shotguns, talk to your Sony Professional Audio representative. Or call Sony at 800-635-SONY.

SONY
Professional Audio

Sony Communications Products Company, Professional Audio Division, 1600 Queen Anne Rd., Teaneck NJ 07666.
© 1988 Sony Corporation of America. Sony is a registered trademark of Sony Corporation.

Circle (67) on Reply Card

Only Canon Gives You this...



and this...

and this!

J8 x 6 BIE: 6mm Wide, 96mm Telephoto, 11" M.O.D.!

Once again, superior Canon optical technology gives you greater flexibility and capability than ever before. The incredible Canon J8 x 6 BIE lens provides the wide-angle coverage you need in tight situations and its built-in 2X extender gives you 96mm—when you need to get closer.

Better still, even with the 2X extender, you can get as close as you want, since your M.O.D. is an amazing eleven inches, even at 96mm! The Canon J8 x 6BIE, it gives you more.



Specifications:

Focal length: 6-48mm, (12-96 w/extender)
 Max. Relative Aperture: f1.7 (6-33mm), f1.9 at 48mm
 f3.4 (12-66mm), f3.8 at 96mm
 Angular Field of View: 72.5° at 6mm, 10.5° at 48mm
 36° at 12mm, 5.2° at 96mm
 Minimum Object Distance: 11"

Canon

Optics Division
 Canon USA, Inc., Head Office: One Jericho Plaza, Jericho, NY 11753 (516) 933-6300
 Dallas Office: 3200 Regent Blvd., Irving, TX 75063 (214) 830-9600
 Chicago Office: 100 Park Blvd., Itasca, IL 60143 (312) 250-6200
 West Coast Office: 123 Paularino Avenue East, Costa Mesa, CA 92626 (714) 979-6000
 Canon Canada, Inc., 6390 Dixie Road, Mississauga, Ontario L5T1P7, Canada (416) 678-2730
 © 1986 Canon U.S.A., Inc.

Circle (68) on Reply Card

Come See Us At NAB
 Booth #2338




Enjoy easy extended payments
 with the Canon Credit Card. Ask for details
 at participating Canon dealers and retailers.
 Available only in US.



GLOBAL SUPPORT FOR GLOBAL COMMUNICATIONS

Ku-Band Special Application TWT Amplifier Systems




Tested, tried and proven by communications experts worldwide, MCL's Ku-Band Special Application TWT Amplifier Systems meet—and exceed—industry requirements for reliable performance under all conditions. Advanced technical design and superior mechanical layout allow MCL equipment to operate effectively even in the most extreme cases: interference (EMI-radiation/RFI-susceptibility), electrical (power source), mechanical stress, environmental (temperature/humidity), general maintenance and transportable applications.

MCL offers a wide range of Ku-Band Special Application TWT Amplifier Systems designed specifically for the transportable satellite communications (video, voice and data) market. For those who require hub-mounting or portable equipment, MCL has deliverable switch-mode power supplies and a new range of special configuration 1:1 redundant and VPC TWT Amplifiers utilizing these power supplies. Output powers range up to 500 Watts for a phase combined unit.

MCL is the leading manufacturer of high-quality, competitively priced amplifiers, all of which are noted and proven for *unsurpassed performance*.

For technical specifications and detailed information about MCL's Ku-Band Special Application TWT Amplifier Systems, call or write MCL, and request your FREE copy of MCL's New Brochure #6010.



MCL

MCL, INC.
501 S. Woodcreek Road
Bolingbrook, IL 60439
312-759-9500 TWX 910-683-1899

Manufacturers of TWT and Klystron Amplifiers for Satellite Communications.
24-Hour Sales and Technical Support for Immediate Service Worldwide.



The technical center is connected via common-carrier microwave to the Bren Mar uplink site, shown here.

ing circuitry in an 800A transfer switch starts the emergency generator. When the generator stabilizes to 60Hz, usually in a matter of seconds, the transfer switch connects the generator to the UPS input, which once again becomes the primary power source. The UPS battery bank can provide the full 160kW output for five minutes, or even longer if the load is less. The generator also provides power for critical air-conditioning and lighting.

The technical center power-distribution design incorporates an *isolated ground system*. All TV equipment and cable shields are connected to this ground and to no other. The ground system is wired in a multiple hub-and-spoke configuration and connected directly to the building service entrance ground.

HVAC

To provide precise temperature and humidity control, and to operate the HVAC system in the most efficient manner, it was necessary to minimize the effect of solar gain and outside temperatures transferred through the windows, which surround the third floor. Even though bronzed thermopane glazing was used throughout the building, low outside temperatures could cause moisture condensation from the 50% relative humidity environment within the building.

To solve the problem, the perimeter of the entire technical area was given a second insulated partition with a vapor barrier. The building's existing window blinds were left closed to maintain the outside appearance. The HVAC system also supports PBS's 2,000-square-foot computer center, the videotape library and the telephone switch room. Each technical area has its own redundant air-conditioning units, which precisely control temperature and humidity.


To reject heat from the conditioned area, a solution of pumped water and ethylene glycol is cooled to outside air temperature on the roof. In the cooler months, the solution temperature is low enough that the system can remove the equipment heat

DATATEK

A BLEND OF PRIDE, CRAFTSMANSHIP AND TECHNOLOGY

Datatek's D-4325 Video/Stereo Audio Switcher Features:

- Program line quality video and audio performance
- Two Video and two full performance audio outputs per channel
- HDTV (30 MHz) compatible; high audio output level capability
- Video cable equalizing and vertical interval video switching
- Only two rack units utilize optimum space
- Local or remote control panels provide unsurpassed flexibility—remote control over coax line
- RS-232/422 control standard
- Wire per crosspoint and binary parallel port control available
- All control arrangements are fully operable in parallel
- Expansion provisions are included



25 x 1
Video/Stereo Audio Switcher

*For a descriptive
brochure and
further information
call or write:*



1121 Bristol Road, Mountainside, NJ 07092 • 1-800-882-9100 • 201-654-8100 • FAX 201-232-6381 • TELEX 833-541

See Us At NAB Booth #2356

Circle (70) on Reply Card

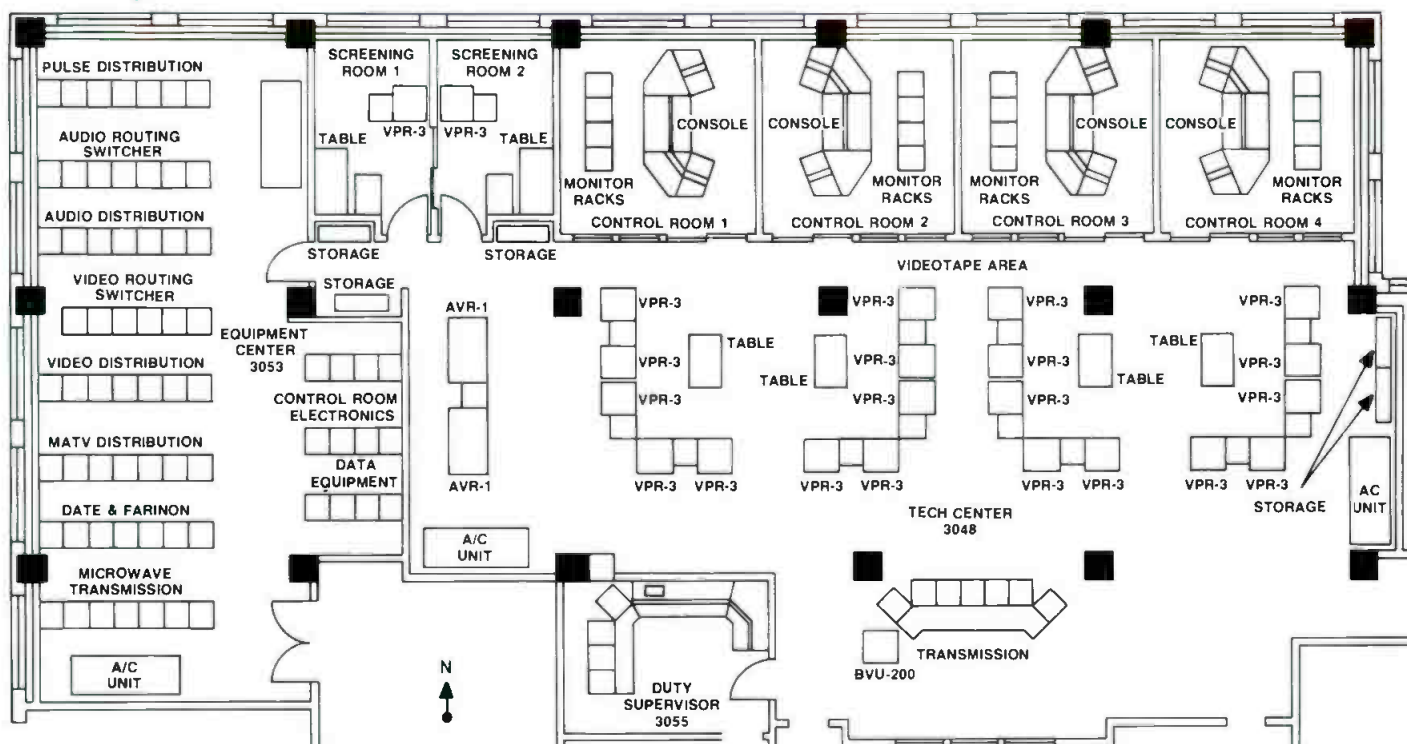


Figure 1. The Hartford N. Gunn Jr. Technical Center occupies more than 12,000 square feet in Alexandria, VA.

without the HVAC compressor. This process reduces operating costs dramatically. The HVAC system has a capacity of 170 tons.

Interconnection

The PBS technical center is connected to the Bren Mar, VA, uplink site via
Continued on page 265



The choice of the professionals...



310B PROFESSIONAL PHONO PREAMPLIFIER/EQUALIZER

... Interfaces magnetic phono cartridges for optimum calibration of audio systems. Available with balanced or unbalanced output.



680EL ... Delivers sound excellence and stands up to backcueing, vibrations and mishandling.



PBR ANNOUNCER'S EARPHONE ...

Ideal for on camera studio work and remote coverage.

Stanton is the company with a total commitment to quality and reliability—producing products for the Recording Industry, the Broadcast Industry and the Professionals in Audio.



STANTON
THE CHOICE OF THE PROFESSIONALS™

200 Terminal Dr., Plainview, NY 11803



The Dynaphase 30M/SR is a shoulder rest single cup headphone that provides the ultimate in convenience, comfort and superb sound quality. Made to rest on either your left or right shoulder, or shoulder rest can be detached and used as a single cup hand-held monitor.



500AL ... For heavy duty on-the-air use with wide tracking force range.

Circle (71) on Reply Card

Withstanding The Test of Time



Like the proud, serene monuments of another age, Neve stands alone as manufacturers of the most enduring, reliable broadcast recording consoles in the industry. It takes the same kind of ingenuity, vision and advanced technology to be the architects of a line of products that range from 8 input stereo remote consoles to 96 input, 48 bus production consoles, standard and custom designed. And all with the same pristine performance.

Unique Formant Spectrum Equalization and comprehensive Dynamics, together with the acclaimed sound of Neve, produces the facilities and benefits for the finest broadcast consoles around the world.

Neve . . . Wonder of the World of Sound



Neve

Rupert Neve Inc.
A Siemens Company

RUPERT NEVE INC., BERKSHIRE INDUSTRIAL PARK, BETHEL, CONNECTICUT 06801, U.S.A.
TELEPHONE: (203) 744-6230. TELEX: 96 9683. FACSIMILE: (203) 792-7863.

NY: TEL. (212) 956-6464 • CA: TEL. (213) 874-8124 FACSIMILE: (213) 874-1406 • TN: TEL. (615) 385-2727 TELEX: 78 6569

NEVE ELECTRONICS INTERNATIONAL LIMITED, MELBOURN, ROYSTON, HERTS SG8 6AU, ENGLAND
TELEPHONE: ROYSTON (0763) 60776. TELEX: 81381. CABLES: NEVE CAMBRIDGE. FACSIMILE: (0763) 61886

Circle (252) on Reply Card

See Us At NAB Booth 2348

"FM radio has become a ratings war in which we are the casualties by being subjected to a poor excuse for clean accurate music."

Thomas J. Koch, *The Audiophile-File*

Aphex Makes You a Winner In the "No Win Modulation Wars"

K TWV-FM The Wave. WHYI Miami-Ft. Lauderdale Top 40. KKKO America's Jazz Station. WQXR New York's Premier Classical Station. All different, but all winners, because they have an overriding demand to deliver the best in audio quality. They know quality sound is essential to attract and keep loyal listeners.

That's why these premier stations have replaced their old FM processors with The Aphex Audiophile Air Chain, a combination of the Aphex Compellor™ and Dominator™, and/or Aural Exciter® to achieve *consistent high quality sound*. Once set up, this combination of Aphex products will maintain the same high quality regardless of program or who is controlling the board. Compared to other processors which need to be tuned for almost every song and achieve loudness by homogenizing or crunching to the point of pain.

AM, FM or TV...rock to Bach or talk, if you want to be a winner in the "no win modulation wars," call or write to arrange for a demo of the Aphex Audiophile Air Chain.



APHEX SYSTEMS LTD.

13340 Saticoy St.
North Hollywood, CA 91605 (818) 765-2212

All Aphex products are designed and manufactured in the U.S.A.

Hear the Aphex Audiophile Air Chain in Booth 870

Circle (253) on Reply Card

Maxell Broadcast Quality Tapes.
They reached for the top. And made it.

A STANDARD IS BORN

maxell
m
VIDEOTAPE

*1/2", 3/4" and 1"
In the performances
of a lifetime!*

**ULTRADYNAMIC
AUDIO**

STARRING A FULL LINE OF **PROFESSIONAL AUDIO** AND **VIDEO TAPE FORMATS**
TO ENTERTAIN YOUR EVERY NEED. INTRODUCING THE **NEWEST STARS** IN TAPE TECHNOLOGY, INCLUDING
DAT, PCM AUDIO TAPE, **S-VHS** VIDEO TAPE, **8MM** VIDEO TAPE, AND **BETACAM** TAPES!

OR SIZES AND FORMATS, CALL
A MAXELL DISTRIBUTOR NEAR YOU.

ANOTHER MAJOR STUDIO RELEASE FROM

maxell.


PROFESSIONAL/INDUSTRIAL DIVISION

SEE US AT BOOTH #2383

Maxell Corporation of America, 22-08 Route 208, Fairlawn, NJ 07410

Circle (73) on Reply Card

EXHIBITOR LISTINGS



After a 2-year hiatus, it's back to Las Vegas for NAB, which means more exhibit space and fewer transportation headaches between hotels and the convention center. NAB expects another record-breaking attendance, so make sure your airline and hotel reservations are in order.

The **BE** exhibitor guide consists of three parts. The first is a preliminary exhibitor map, inserted into your issue. The map plots the three main exhibition areas: the Las Vegas Convention Center, the Hilton Convention Annex and the parking lot between the two buildings. All Hilton exhibitor booth numbers in the listing begin with an *H*, to remind you that many interesting products will be found in that area. Exhibits in the parking lot area are denoted only by *PL*, because specific space numbers were not available.

Be aware that exhibitor booth assignments may change as late as April 8, but those changes will not be reflected on this map. Although you can tentatively chart your trip through the two indoor exhibit areas with this map, pick up a revised edi-

tion of the **BE** map when you register at the show. It will include any changes we have become aware of since its original printing date.

The second portion of the guide is the alphabetical "Exhibitor Listings," which begin on this page. All companies who told the **BE** staff that they planned to attend are included in this list with a generic notation of the products they expect to display. Their assigned exhibit numbers are included, as well as a reader service number, which can be used to request product information from these companies. A *see ad page* line alerts you to advertisements the company has placed in this issue of **BE**.

A code number, such as A1 or V4, that appears with an exhibitor's listing is to be used as a cross-reference to "New at NAB," part three of the exhibitor guide. "New at NAB" is a directory of products to be introduced at this year's convention and contains information provided by the manufacturers. Turn to page 199 to see what's new this year.

PAG COUNTDOWN TO A NEW PRODUCT AT NAB

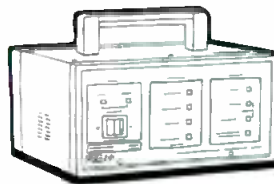
PAG has built a reputation as the leader in the design and development of microcomputer-controlled charging systems. Today: TV camera crews around the world rely upon PAG nickel-cadmium batteries and charging systems.

10




Pagbelts:
High quality, deep-moulded all leather battery belts.

9



Speedcharge 6000:
Microcomputer-controlled fast-charger for nickel-cadmium batteries. Introduced in 1983.

8



Sequencer 6000:
Combines with SC6000 to fast/slow charge and revitalize up to 8 nickel-cadmium batteries.

7



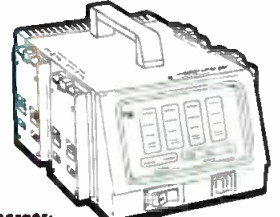
10/90 Multicharger:
A charger/balancer for up to 10 Master 90 or BP90 type batteries.

6




Master 90:
High performance nickel-cadmium battery for use with recorders and cameras.

5




Mastercharger:
Fully automatic microcomputer-controlled 4 channel fast/slow charger.

4



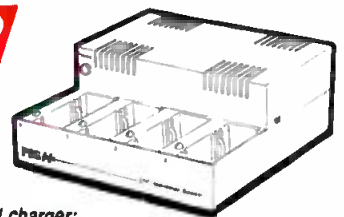
Paglok:
Advanced battery connector, for cameras, recorders and auxiliary equipment.

3




Micromaster:
Smallest microcomputer-controlled fast-charger; weighs only 2lb. AC line. 12V DC input model also available.

2



NP1 charger:
Charger/balancer specifically for use with up to 4 or 8 NP1 batteries.

1



Over the years PAG's research led design team have produced an unparalleled range of products, all of these have been "Stars of the Show": 1988 will be no exception.

To see the latest product unveiled – visit Frezzi/PAG at booth # 2438-2439

Frezzi™
PAG

U.S. Agent: Frezzi/PAG. A formidable force combining two military approved companies.

Frezzolini Electronics Inc. 5 Valley St., Hawthorne NJ 07506 (201) 427-1160 TWX: 710-988-4142

Circle (225) on Reply Card

March 1988 *Broadcast Engineering* 151

www.americanradiohistory.com

Abbott & Company (4277)
Power connectors, grounding systems.
Circle (501)

Abekas Video (1439)
Digital video disk recording systems, still stores;
graphic titling systems; digital effects equip-
ment. (V5)
Circle (502) [See ad page 63](#)

ACCOM (H5825)
Circle (503)

Accu-Weather (4151)
Weather graphics equipment, data services,
maps. (V5)
Circle (504)

Acoustic Systems (4280)
Acoustic treatments; prefab broadcast booths.
(S3, S7)
Circle (505)

Acrodyne Industries (3833)
TV transmitters, translators; Marconi UHF TV
transmitter, exciters, drivers. (R1, R5)
Circle (506) [See ad page 301](#)

Adams-Smith (1513)
Audio/videotape editing controllers; time code
products; transport synchronizers. (A3, V2)
Circle (507)

ADC Telecommunications (3480)
Patch panels, designation labels, patch cords;
cable management systems; connectors; hum-
stop coils. (S2)
Circle (508) [See ad page 323](#)

Adelphon (4256, PL)
Broadcast/communications towers.
Circle (509)

ADM Technology (4369)
Audio mixing consoles; audio distribution
equipment; editor-console interface.
Circle (510)

Adrienne Electronics (H5318)
A/V distribution routing switchers; machine
control interface cards; time code readers (S1,
S5)
Circle (511)

Advanced Designs (4278)
Doppler weather radar systems, display
equipment.
Circle (512)

Advanced Micro-Dynamics (H5829)
RF distribution amplifiers; remote control
systems. (S1)
Circle (513)

Advent Communications (PL)
Circle (1192)

AEG Bayly (719)
FM broadcast transmitters, exciters, SCA/stereo
generation systems; RF coaxial switching;
video color correction equipment. (R1, V7)
Circle (514) [See ad page 309](#)

Aerospatiale Helicopter (PL)
Circle (1911)

AF Associates (2869)
AVS standards converters, graphics systems;
Marconi telecines; Radamac-EPO remote
camera control equipment; turnkey facilities,
mobile vehicles. (S1, V3, V5)
Circle (515) [See ad page 267](#)

Agfa-Gevaert (3880)
Recording media, all formats; R-DAT, digital
audio.
Circle (516)

Aircraft Music (1613)
Production music libraries; CD, record, tape
formats.
Circle (517)

AKG Acoustics (1245)
Wired, wireless microphones; phono cartridges;
headphones; digital audio delays. (A4)
Circle (518) [See ad page 179](#)


Alamar USA (3180)
Program and business station automation soft-
ware, hardware, accessories. (S1)
Circle (519)

Alden Electronics (4566)
Weather radar systems, data services. (V5)
Circle (520) [See ad page 23](#)

Alexander Batteries (2205)
Batteries, chargers, battery accessories. (V4)
Circle (521) [See ad page 300](#)

Alias Research (H5221)
Electronic graphics art systems.
Circle (522)

The Dorrrough Loudness Meter



Dimensions: 8 1/4" x 2 7/8" x 6 1/2"

Model 40-A

Simultaneous Display of Peak and Average on a Single Scale

Never before has a gain riding display been able to show what is taking place acoustically and electronically. Through its unique electronics, the 40-A allows the eye to see a one-half cycle excursion at 15kHz, thus helping to keep the audio peaks within the headroom of the equipment.

This meter correlates all types of program material and has led the way to open and clean programming throughout the system.

Specifications

Scale: 40 units in 1dB steps
Input Level: -30 to +20dBm
Input Impedance: 20k bal, 10k unbal.
Power: 120V/220-240V/50-60Hz

See Us at NAB Booths 458 & 460

dorrrough

Dorrrough Electronics • 5221 Collier Place • Woodland Hills, CA 91364 • (818) 999-1132

Circle (75) on Reply Card

Gold Standard.

In finance, the gold standard means unquestioned security and reliability. In broadcast-quality satellite receivers, it means the Agile Omni Professional. From Standard Communications.

Based on intelligent microprocessors, the Omni Pro does most of the thinking for you. You choose the desired satellite signal, and the Omni Pro automatically sets the correct format of C or Ku band antenna inputs, full or half-transponder operation, center frequency, channel spacing, audio subcarrier frequencies and more. In essence, two knobs let you select audio/video perfor-

mance without confusing conversion or reference tables, without complicated switches and controls, without hassle. But that's just the beginning.

Order the optional RS-232 computer remote control and you can change everything from the transponder bandwidth to the subcarrier frequency, for a whole network or any individual unit, either by phone modem or Earth station uplink.

For broadcast applications, Standard offers the Omni Pro with the Broadcast Performance Package, which includes proof of performance, EPROMs pre-programmed


for all domestic satellite formats and channels, multiple IF bandwidths, additional audio subcarrier demodulators, and more.

To get the full story, call or write Standard's SATCOM Division.

And find out how little gold it takes to get on the Gold Standard.

 **Standard**
Communications
SATCOM Division

P.O. Box 92151
Los Angeles, CA 90009-2151
Telephone: (800) 243-1357
In California (800) 824-7766
(213) 532-5300 Telex: 67-7173



Circle (76) on Reply Card

www.americanradiohistory.com

Allen Avionics (2705)
Electronic signal filters; video/pulse delay devices; signal attenuators.
Circle (523)

Allen & Heath Brenell (5016)
Audio mixing consoles.
Circle (889)

Allied Broadcast Equipment (557)
Distributors: audio, RF equipment; CD players, digital audio disc recorders; remote equipment controllers; phonograph equipment. (A4)
Circle (524)

Allied Tower (859)
Broadcast/communication towers, services, accessories.
Circle (525)

Allsop (4141)
Tape, phono maintenance products.
Circle (526)

Alpha Audio (2256)
Acoustic treatments; audio editing controllers. (A3, S3)
Circle (527) [See ad page 110](#)

Alpha Video & Electronics (2980)
Sony VCR modifications; IFB systems. (A4)
Circle (528)

ALTA Group (H5917)
Digital video production systems, TBC/switcher/effects; dubbing format converters; signal distribution equipment. (V7)
Circle (529) [See ad page 88](#)

Altronic Research (1250)
RF dummy load and RF power test equipment (S6).
Circle (530)

Amber Electro Design (1201)
Audio test/measurement equipment; distortion analyzers. (S6)
Circle (531) [See ad page 180](#)

AMCO Engineering (2709)
Equipment racks, EMI-ratings, standard/custom designs.
Circle (532) [See ad page 250](#)

AMEK/TAC (145)
Audio mixing consoles; console control interfacing. (A1, S1)
Circle (533) [See ad page 263](#)

American Studio Equipment (H5012)
Grip, electrical equipment; special camera mounts, dollies.
Circle (534)

Amperex Electronic (2541)
Plumbicon camera tubes; CCDs; klystrons, power tetrodes. (R3, V1)
Circle (535) [See ad page 42-43, 188-189](#)

Ampex AVSD (3302)
Videotape recorders, still stores; TBC/synchronizer, signal processors; electronic graphic art systems; digital effects equipment; ENG cameras; video production, master control switchers; editor controllers. (V1, V2, V5, V6, V7)
Circle (536) [See ad page 66A-H](#)

Ampex MTD (3302)
Audio/video recording media, all formats. (S4)
Circle (537) [See ad page 45, 47, 49, 51](#)

AMS/Calrec (3372)
Audio delay-based effects systems; digital audio disk recording equipment; audio consoles; monitors, speakers. (A1, A3)
Circle (538)

Amtel Systems (2444)
Time code equipment; editing systems; transport synchronizers; distribution amplifiers, routing switchers; timer systems.
Circle (539)

AMX Corporation (H5910)
Remote controllers for A/V equipment, teleconferencing systems; distributor of audio, video and RF multiplex equipment. (S1, S5)
Circle (540)

Andrew (1811)
RF transmission line, coaxial, waveguide products, pressurization products; broadcast, satellite, microwave antennas; equipment shelters; antenna guidance controllers; fiber optics products. (R1, R6)
Circle (541) [See ad page 255](#)


Angenieux (2634)
TV camera lens systems, accessories. (V1)
Circle (542)

Anritsu (H5002)
RF test equipment.
Circle (543)

ANT Telecommunications (170)
Noise reduction systems. (A2)
Circle (544)

Islatron®

before the "damage" is done...



Islatron power line protection safeguards both your income and your broadcast investment.

Islatron's patented Active Tracking® technology not only protects your station from lightning induced voltages, but also from the cumulative daily degradation of your equipment caused by electrical disturbances present on your distribution systems. This constant protection means longer equipment life and less maintenance.

I.E.E.E. studies indicate every location has at least 3 damaging disturbances per day. Remote control systems, satellite links, VCR's, switchers, carts, microprocessors and solid state equipment all need Islatron protection. Units are available for your lowest power requirements up to the largest FM and UHF transmitters. MTBF more than Ten Years, 5 Year Warranty.

Free: Get the facts on the exclusive Islatron Active Tracking system...before the damage is done. Visit NAB booth 4159.

CONTROL CONCEPTS CORPORATION

CONTROL CONCEPTS BROADCAST GROUP
P.O. BOX 1380
328 WATER STREET
BINGHAMTON, NY 13902
(607) 724-2484

Circle (77) on Reply Card

**BROADCAST
AUDIO CORPORATION**

SERIES IV

CUSTOM VERSION

- All new electronics and audio transformers, for superb audio quality — ideal for compact disks. New *plug-in* audio inputs.
- Transformer mic and active balanced line inputs on every mixer position. Optional transformer-less mic input.
- Optional 5-frequency EQ and Pan Pot on any mixer position.
- Optional Aux Send module for reverb and effects.

- New and improved slide fader with external cue detent switch.
- Prefader patchpoints and phantom power supply inputs on each mixer.
- Optional peak flashing indicator behind red area of VU meters.
- New control room monitor module with 3-frequency headphone EQ.
- Front panel digital up-timer.

Five models available with 6-16 mixers — call for brochure.

11306 SUNCO DRIVE, RANCHO CORDOVA, CA 95670 • (916) 635-1048



Circle (78) on Reply Card

www.americanradiohistory.com

- Anton/Bauer** (2239)
Batteries, chargers, evaluators; portable lighting equipment. (V4)
Circle (545)
- Anvil Cases** (1881)
Equipment cases. (S3)
Circle (546) [See ad page 248](#)
- AP/Broadcast** (2874)
News programming services.
Circle (547)
- Aphex Systems** (870)
Audio dynamics, spectral energy processors; FM stereo generators. (A2)
Circle (548) [See ad page 132](#)
- Apollo Audio-Visual** (H5826)
Circle (549)
- Arben Design** (4563)
Studio fixtures, cyc mounting equipment; facilities design. (S3)
Circle (550)
- Arbitron Ratings** (2369)
Audience research services.
Circle (551)
- Arrakis Systems** (465)
Audio mixing consoles, routing switchers, DAs; studio furnishings. (A4, S3)
Circle (552) [See ad page 21, 61](#)
- Arriflex** (2669)
Cine cameras, lenses, accessories; lighting accessories; time code devices. (V1, V3, V4)
Circle (553)
- Artel Communications** (2077)
Fiber optics products. (S2)
Circle (554)
- ASACA ShibaSoku** (2642)
Videotape/disc program automation systems; AF, video, RF test products; MTS TV demodulators; VTR test equipment; video monitors; HDTV equipment; magnetic/optical recording systems. (V2)
Circle (555)
- Associated Computer Services** (H5529)
Circle (556)
- Associated Production Music** (2216)
Production music services; music libraries. (S8)
Circle (557)
- Aston Electronics** (H5725)
Graphic titling systems. (V5)
Circle (558)
- AT&T** (3080)
Telephone services; electronic graphic art equipment. (V5)
Circle (559)
- ATI/Audio Technologies** (359)
Audio mixing systems, DAs, monitoring amps, dynamics processors; impedance interface equipment; mic, phono preamps. (A4, S6)
Circle (560) [See ad page 133](#)
- Audico** (1830)
Audio/videotape winders, cyclers, loaders; batteries. (V4)
Circle (561)
- Audi-Cord** (615)
Audio cartridge recording/playback systems.
Circle (562)
- Audio Accessories** (H5729)
Distributor of audio, video and test equipment.
Circle (563) [See ad page 204](#)
- Audio Broadcast Group** (1033, PL)
Audio monitor systems; studio design/installations; BE cart recorders.
Circle (564)
- Audio Developments** (2330)
Audio and edit mixing systems. (A1)
Circle (1181)
- Audio Kinetics** (259)
Time code systems; transport synchronizers; console automation.
Circle (565)
- Audio Precision** (1030)
PC-based audio system test software, hardware; audio distortion analyzers. (S6)
Circle (566) [See ad page 325](#)
- Audio-Technica US** (665)
Microphones; portable mic mixers; headphones; phono cartridges; audio accessories. (A1, A4)
Circle (567) [See ad page 81](#)
- Audio-Video Engineering** (1848)
Video hum-stop filters. (S6)
Circle (568) [See ad page 276](#)
- Auditronics** (453)
Audio mixing consoles.
Circle (569) [See ad page 191](#)
- Aurora Systems** (2377)
Electronic graphic art systems.
Circle (571)
- Autogram** (124)
Audio mixing consoles; timer systems. (A1)
Circle (572)
- Automated Business Concepts** (1651)
Software for management, accounting, sales, programming. (S1)
Circle (573)
- AVCOM of VA** (H5331)
Satellite/microwave receivers, downconverters. (R6)
Circle (574) [See ad page 172](#)
- AVS div/AVESCO plc** (2869)
Standards conversion, TBC/synchronizer equipment; electronic graphics systems. (V5)
Circle (575) [See ad page 285](#)
- BAF Communications** (H5429, PL)
Satellite relay vehicles, uplink trucks, flyaway systems; computer hardware. (S7)
Circle (576)
- William Bal** (2611)
Equipment cases.
Circle (577)
- BAL Components Ltd** (2601)
Video, pulse delay, filter products.
Circle (578)
- Barco Industries** (2983)
Video monitors, video decoders; TV demods,
- modulators; graphic art systems. (V8)
Circle (579) [See ad page 219](#)
- Barrett Associates** (156)
Satellite programming controllers; remote sensing systems; audio, RF product distributors.
Circle (580)
- BASYS** (3884)
Computerized newsroom systems, software, hardware. (S1)
Circle (581) [See ad page 52-53](#)
- B&B Systems** (2473)
Audio signal phase measurement, test systems; turnkey facilities design. (S6, S7)
Circle (582) [See ad page 284](#)
- BCS** (H6116)
Used broadcast equipment brokers.
Circle (583)
- Beaveronics** (1848)
Video switchers; studio timers, Favag clocks.
Circle (584)
- Belar Electronics Lab** (553)
AM, FM, TV modulation monitor systems; frequency monitors. (S6)
Circle (585) [See ad page 168](#)
- Belden Wire/Cable** (1224)
Audio, video wire, cable, coax, fiber optic material.
Circle (587) [See ad page 183](#)
- Benchner** (3987)
Animation, copy stands.
Circle (588)
- Benchmark Media Systems** (4287)
Audio DAs, preamps, meters, tone generators.
Circle (589) [See ad page 162](#)
- Beyer Dynamic** (1824)
Microphones; audio delay equipment, wireless mics. (A4)
Circle (590) [See ad page 163](#)
- BFMA & BCA** (3909)
Circle (591)
- BHP/enVision Systems** (H5619)
Video editing control systems. (V2)
Circle (592)
- Birch Radio** (3901)
Circle (593)
- Bird Electronic** (635)
RF load resistors, attenuators, wattmeters.
Circle (594)
- Blimpy/Bend-A-Lite** (N.A.)
Promotional signs, lighting products. (S8)
Circle (595)
- BMI/Broadcast Music** (E001)
Music licensing.
Circle (596)
- BMS/Broadcast Microwave** (4123)
ENG microwave transmitters, receivers, antennas; ENG tracking systems.
Circle (597)
- Bogen Photo** (4505)
Camera support products.
Circle (598)

Now you'll pay even less for a GVG DA.

Thanks to you, GVG's family of high performance DAs has been a huge success. So far, there are over 30,000 installed world-wide.

We can't find words to express our gratitude, so we thought we'd use numbers, instead:

8501 Video DA

~~\$175~~ ~~old price~~ \$160 ~~new price~~

8502 Equalizing DA

~~\$285~~ ~~old price~~ \$260 ~~new price~~

8503 Precision DA

~~\$395~~ ~~old price~~ \$375 ~~new price~~

8551 Audio DA

~~\$275~~ ~~old price~~ \$250 ~~new price~~

8561 Stereo DA

~~\$525~~ ~~old price~~ \$495 ~~new price~~

Grass Valley Group DAs make extensive use of advanced hybrid circuit technology. And now, feature an all-time high performance-to-price ratio.

Grass Valley Group®

STRENGTH YOU CAN RELY ON

THE GRASS VALLEY GROUP, INC.® — P.O. Box 1114 — Grass Valley, CA 95945 USA — Telephone (916) 478-3000 — TRT: 160432
OFFICES: New York (201) 845-7988; District of Columbia (301) 622-6313; Atlanta (404) 493-1255; Chicago (219) 264-0931;
Minneapolis (612) 483-2594; Dallas/Fort Worth (817) 483-7447; Los Angeles (818) 999-2303; San Francisco (415) 968-6680 A TEKTRONIX COMPANY

Circle (79) on Reply Card




www.americanradiohistory.com

**Wouldn't it be great
if somebody built a
fully integrated
station automation
system that could
handle all on-air
operations, with
off-the-shelf hardware,
and backed by a
ten-year warranty?**

Somebody does.

The SAS-2 from Utah Scientific—part of a growing line of integrated automation systems. Machine control, cart control, business service interface, off-line recording—complete systems from a single source. And all backed by the industry's only ten-year warranty.

See us at NAB—Dynatech Booth #3344.



**US UTAH
SCIENTIFIC**
DYNATECH Broadcast Group

1685 West 2200 South, Salt Lake City, Utah 84119
(801) 973-6840 • Call Toll Free (800) 453-8782 • TLX: 269-916 • FAX: (801) 973-0255

Bogner Broadcast Equipment (2666)
TV, communications antennas.
Circle (599) See ad page 317

Boonton Electronics (1128)
Modulation monitors for AM, FM, PM, TV.
Circle (600) See ad page 165

Bowen Broadcast Service (4507)
VTR modification kits; equipment maintenance software.
Circle (601)

Bradley Broadcast Sales (140)
Distributor: audio, RF products; telephone hybrids. (A2, A3, A4, S6)
Circle (602)

Bridal Fair Promotions (H5428)
Circle (603)

Broadcast Audio (139)
Audio mixing consoles, monitors, preamplifiers; console timers; dynamics processor systems.
Circle (604) See ad page 155

Broadcast Automation (H5824)
Distributor: IGM automation systems; Otari, SMC, Studer audio recorders, players; CRL audio processors. (S1)
Circle (605)

Broadcast Electronics (303)
FM radio transmitters, stereo exciters, subcarrier generators; audio mixing consoles; radio program automation; remote control equip-

ment; phono turntables, preamps; audio cart recorders; digital recorders. (A1, A3)
Circle (607)

Broadcast Management Plus (2166)
Programming, sales analysis software. (S1)
Circle (608)

Broadcast Programming (415)
Radio music formats on reel-to-reel tape; jingles.
Circle (609)

Broadcast Video Systems (2226)
Video/pulse delay, DA products; color correctors, video encoders, keyers; Electronic Visuals vector, waveform monitors; safe area, slate generators; video switchers; VBI equipment. (S1, S6, V5, V6, V7)
Circle (610) See ad page 172, 332

Broadcasters General Store (H6021)
Miwtronics telephone interface systems; audio equipment.
Circle (611)

Bryston Limited (1305)
Audio monitors.
Circle (612)

BSM Broadcast Systems (1233)
Audio, video DAs, routing switchers.
Circle (613) See page 82A-B

BSW/Broadcast Supply West (365)
Distributor: audio products; phono equipment; audio DAs, processors, recorders, mixing consoles; cart storage racks; studio furniture; timers; tape; microwave equipment; exciters, RF generators.
Circle (614)

BTS Broadcast TV Systems (2920)
TV cameras; video recorders; production, master control, routing switchers; A/V DAs; video monitors; graphic art, titling systems; station automation equipment. (S5, S6, V1, V2, V5, V7)
Circle (615) See ad page 201, 203, 205

Cablewave Systems (2614)
Coaxial, waveguide transmission line; tower, antenna products, services.
Circle (616)

Calaway Engineering (3344)
Editing controller systems. (V2)
Circle (718)

Cal Switch (H5008)
Jack/patch panels, connectors, wire, cable, fuses, electronic hardware.
Circle (617)

CAL/Cox Associates (2226)
Color correction systems.
Circle (618)

Calzone Case (1852)
ATA-rated equipment transportation cases. (S3)
Circle (619)

Cam-Lok (H5931)
Power, multiconductor control connectors; power interlock systems. (S2)
Circle (620)

Cambridge Products (2788)
Audio, video connectors; patch cord assemblies.
Circle (621)

Telescoping Pneumatically Raised Support Masts for Remote Broadcasting.

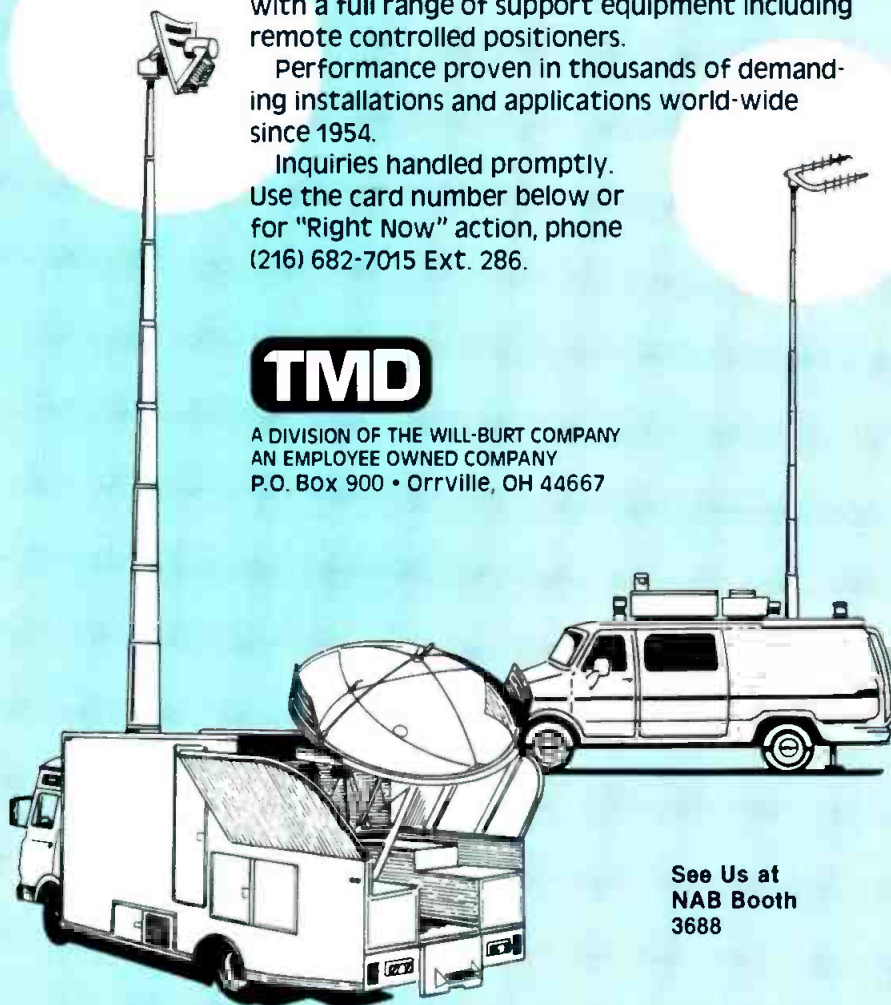
OEM or accessory mounted on your truck, van, trailer or free-standing. Operational in minutes. Available in extended heights from 20 to 134 feet with a full range of support equipment including remote controlled positioners.

Performance proven in thousands of demanding installations and applications world-wide since 1954.

Inquiries handled promptly.
Use the card number below or
for "Right Now" action, phone
(216) 682-7015 Ext. 286.

TMD

A DIVISION OF THE WILL-BURT COMPANY
AN EMPLOYEE OWNED COMPANY
P.O. Box 900 • Orrville, OH 44667



See Us at
NAB Booth
3688

Circle (81) on Reply Card

When your broadcast specs call for consoles, *call for Emcor*



You know what the station needs in its control room; now you want the right enclosures. Emcor's modular design allows you to customize a console to fit your needs. Choose from slope front, vertical and low silhouette enclosures and much more — just what you need to mount your control panels, switchers and preview monitors. In all, there are 6 distinct product lines and more than 9,000 standard items, including a full range of accessories such as drawers, equipment shelves, slide out shelves and hundreds of console writing top configurations.

Emcor enclosures are attractive as well as rugged. Consider your appearance options — decorative trim in a variety of styles, 16 standard paint colors in a smooth or textured finish, and 14 standard laminates from which to choose. Also, our ACS Digital Color Computer allows us to match any color you desire.

If you need it extra fast, Instant Emcor, our off-the-shelf stock program, has a large variety of our most popular items ready to ship in just 5 working days. If you have a custom requirement, count on Emcor to provide you with the best design engineering and manufacturing services available anywhere.

No matter what your requirement, Emcor has what broadcasters want!



Crenlo, Inc.

1600 - 4th Ave. N.W.
Rochester, MN 55901
Phone 507-289-3371
FAX #507-287-3405
Circle (82) on Reply Card

EMCOR

See us at the NAB Show, Booth #4246-4247

CRL TECH TIPS

NOISE PROBLEMS?

you need dynafex[™] noise reduction

PROBLEM: Radio station is unable to broadcast remotes from some locations using a MARTI Remote Pickup Transmitter because of noise.

SOLUTION: More transmitter power or dynafex noise reduction.

Here are the results using a Marti RPT-30 and the CR-10 receiver and a dynafex DX-1 unit.

SIGNAL IN	S/N WITHOUT noise reduction	S/N WITH dynafex noise reduction
1.5 microvolts	- 30 db	- 48 db
10 microvolts	- 48 db	- 63 db
100 microvolts	- 53 db	- 72 db


DATA: Reference + 10 db at 1000Hz.
Measurements conducted by Marti Electronics.



CRL Systems – Less than \$700. 1-800-535-7648

Circle (83) on Reply Card

Total Audio Control, Yet Very Affordable!



When the engineers at Superstation WGN-TV were ready for an audio rebuild, a product search led them to the Benchmark System 1000 DAs. With all the potential pitfalls in the audio chain, control was a key issue. The MTX-02 stereo control daughter board gave them complete control of output format on the stereo DAs. Remote selection between Left only, Right only, Mono mix, Discrete Stereo (normal and reversed channels), or Matrix stereo for M/S-mic ENG playback-decoding, are all on the stereo DA! Remote right channel polarity inversion is the icing on the cake. WGN uses this combination with every VTR. "I have complete control," says Rick Craig, Project Engineering Supervisor. "No matter what production brings in, we can handle it." WGN even makes their SAP selections via daughter boards. Discover the power of the daughter board. The MTX-02 is just one of four audio controllers. Find out how the finest DA system can also be the most cost effective.

Benchmark
...the measure of excellence[™]

Call 1-800-BNCHMRK, in NY 315-452-0400
BENCHMARK MEDIA SYSTEMS, INC.
3817 Brewerton Rd. North Syracuse, NY 13212

Circle (84) on Reply Card

Camera Mart (2366)

Distributor: audio, video products; video cameras, recorders; lighting equipment; batteries, chargers; audio mixers, recorders. (V1, V2, S7)

Circle (622)

See ad page 222

Canare Cable (4556)

Audio, video wire, coax cable; connectors. (S2)

Circle (623)

See ad page 228

Canon Optical (2338)

TV camera lens systems, accessories; camera support products.

Circle (624)

See ad page 125, 127

Capitol Magnetic Products (853)

Magnetic recording media, audio cartridges.

Circle (625)

CASCOM (H5125)

Animation services; film-chain, telecine accessories; camera support equipment. (V1, V2, V3)

Circle (626)

CAT Systems (1861)

Remote control, automation systems; test, monitoring equipment; facility design consulting.

Circle (627)

Catel Telecommunications (1252)

TV demods, satellite receivers; FM, TV stereo generators; IR, microwave, fiber optic links (S2)

Circle (628)

Dwight Cavendish (4574)

Tape duplication systems. (V2)

Circle (629)

CBSI Custom Business Systems (653)

Station business automation software. (S1)

Circle (630)

CEL Electronics Ltd (1433)

Video processing systems, effects equipment. (S5, V2, V5)

Circle (631)

Central Dynamics (4249)

Video production, routing switchers (V6).

Circle (632)

Central Tower (1034)

Broadcast/communication towers, services.

Circle (633)

Centro (3569)

Facility design; turnkey construction projects; production vehicles. (S3, S7)

Circle (634)

See ad page 77

Century 21 Programming (819)

Radio programming services.

Circle (635)

Century Precision Optics (2880)

Camera lenses, prisms, wide-angle/telephoto accessories. (V1)

Circle (636)

Cetec Vega (2466)

Wireless microphone systems. (A4)

Circle (637)

See ad page 229

Channelmatic (1339)

Video cassette automation systems, commercial insertion equipment.

Circle (638)

TOO MANY OF TODAY'S MICS ARE YESTERDAY'S NEWS.

When you're in the fast-paced business of news, why use outdated microphones? Time marches on, and old habits become bad habits if you don't keep up with the times.

The M 58, on the other hand, proudly benefits from new technical developments like a unique design employing a tiny, low mass diaphragm. Highly sensitive and accurate, its contoured upper frequency response produces unprece-

dented intelligibility, even off axis.

A sophisticated modern internal shock-mount system reduces handling noise and vibration down to new levels. The 58 is scientifically "weight balanced" for greater comfort during lengthy interviews. Its slim, elegant profile and special "on-camera" finish look exceptional—in an understated way—on camera. The mic's thoroughly rugged and reliable construction

stands out in a world of "disposable" mics.

If your news microphone is old news, audition an M 58 at your authorized Beyer dealer and experience the sound of modern news mic technology. Or contact:

beyerdynamic U.S.,
5-05 Burns Avenue,
Hicksville, New York 11801,
(516) 935-8000,
FAX (516) 935-8018.



ACCURACY IN AUDIO

See us at NAB Booth #1824

beyerdynamic 

Canada: ELNOVA Ltd. 4190 Rue Sere, St. Laurent, Quebec H4T 1A6
Tel. (514) 3 41 69 33 Telex 5824086

Great Britain: beyerdynamic, Ltd., Unit 14, Cliffe Industrial Estate
Lewes, Sussex BN86JL Tel. 273 479 411


Australia: Hi-Phon Distributors Pty. Ltd., 356 A-358 Eastern Valley Way
Chatswood N.S.W. 2067 Tel: (02) 417 7088

Germany: Eugen Beyer Elektrotechnische Fabrik GmbH & Co., Theresienstrasse 8,
Postfach 13 20, D-7100 Heilbronn Tel: (07131) 617-0 Telex 728771

Circle (85) on Reply Card

www.americanradiohistory.com

- Chester Cable** (4261)
Wire, cable products. (S2)
Circle (639)
- Christie Electric** (2217)
Batteries, chargers, analyzers. (V4)
Circle (640) [See ad page 251](#)
- Chyron** (3556)
Electronic graphic arts, titling systems. (V5)
Circle (641) [See ad page 65](#)
- Cine 60** (2712)
Batteries, accessories; lighting equipment.
Circle (642)
- Cinema Products** (4143)
Film, video camera accessories, remote control products.
Circle (643)
- Cinemills** (2475)
Lighting equipment, filters, gobos.
Circle (644)
- Cipher Digital** (3369)
Time code systems; transport synchronizers; audio editing equipment. (A3, V2)
Circle (645) [See ad page 80](#)
- Circuit Studios** (3135)
Motion control, video animation system. (V5)
Circle (1180)
- Clear-Com Intercoms** (2515)
Wired, wireless intercom systems. (A4)
Circle (646) [See ad page 73](#)
- CMC Technology** (2853)
Replacement type C video heads; recorder head refurbishing. (S4)
Circle (647)
- CMX** (3556)
Videotape editing controllers; software utilities.
Circle (648)
- Coaxial Dynamics** (1112)
Power terminations, loads; RF test systems, wattmeters. (S6)
Circle (649)
- Coherent Communications** (H5518)
Time code equipment; wireless mics, audio/video transmitters; audio mixers, mic supplies.
Circle (650)
- ColorGraphics Systems** (3344)
Electronic graphics/art equipment; weather graphics, data services; New England Technology Group videodisc systems. (V5)
Circle (719)
- Colorado Video** (2609)
Still-store, slow-scan, video noise reduction systems. (V2, S1)
Circle (651)
- Columbine Systems** (3274)
Music, newsroom, traffic management software. (S1)
Circle (652)
- Comad Communications** (H5104)
FM, TV transmitters, antennas.
Circle (653)
- Comark Communications/Thomson** (3333)
FM, TV transmitters, translators; transmission line products. (R1)
Circle (654) [See ad page 41, 100](#)
- Comlux** (4338)
Video fiber optic equipment. (S2)
Circle (655)
- Communication Microwave** (4257)
ITFS, OFS, MMDS microwave transmitters; power amplifiers, devices. (R2)
Circle (656)
- Communications Graphics** (855)
Promotional, presentation packages.
Circle (657)
- Comprehensive Video Supply** (3174)
Distributors: audio, video, lighting equipment; production management software.
Circle (658) [See ad page 218](#)
- Comprompter** (3887)
PC-based newsroom systems; prompters.
Circle (659)
- Compu-Cable USA** (H5925)
Electronic titling systems.
Circle (660)
- Compu-Prompt** (4540)
Computer-based prompters.
Circle (661)
- CompuSonics** (H5521)
Digital audio disc recorders; optical disk audio editor. (A3)
Circle (662) [See ad page 261](#)
- Computer Concepts** (759)
Broadcast business software systems.
Circle (663)
- Computer Prompting** (2167)
Computer-based prompting, captioning systems. (V5)
Circle (664)
- Computer Prompting Services** (H5228)
Circle (1202)
- Comrex** (753)
Telephone bandwidth extenders; telephone hybrids; Vortex Communications A/V, support products.
Circle (665) [See ad page 312](#)
- Comsat International** (2387)
Global TV Intelsat relay service. (S8)
Circle (666)
- Comtech Antenna** (1202)
Earth station antennas.
Circle (668)
- ComTek Communications** (4524)
TV signal monitoring receivers; wireless mics. (A4)
Circle (669)
- Concept Productions** (833)
Production, programmed music products.
Circle (670)
- Conifer** (2559)
ITFS, MMDS antennas, receivers. (R2)
Circle (671)
- Connectronics** (270)
Audio multicore cable, connectors; Bandive/SECK audio mixers. (S2)
Circle (672)
- Connolly Systems** (H5133)
Remote control systems.
Circle (673)
- Conrac** (3135)
Color, monochrome video monitor products.
Circle (674)
- Control Concepts** (4159)
Power line filters, conditioners. (S6)
Circle (675) [See ad page 154](#)
- Conus Communications** (1509)
Satellite program, news information distribution.
Circle (676)
- Convergence** (1867)
Videotape editing controllers.
Circle (677)
- Cool Light** (2253)
Lighting products, accessories.
Circle (678)
- Corporate Communications** (2080)
Film-to-video transfer, signal correction equipment.
Circle (679)
- Cortana** (H6007)
Circle (1201)
- Countryman Associates** (629)
Microphones; audio accessories.
Circle (680)
- CRL Systems** (133)
Audio signal dynamics processors; AM, FM, TV stereo/subcarrier generators, exciters, processors.
Circle (681) [See ad page 162](#)
- Crosspoint Latch** (2374)
Video production, master control switchers; TBCs, encoders; production systems. (V5)
Circle (682) [See ad page 344](#)
- Crown International** (843)
Audio monitor amplifiers, test equipment.
Circle (683)
- CSI** (239)
AM, FM transmitter systems.
Circle (684)
- Cubicomp** (4310)
Electronic graphics/art systems. (V2, V5)
Circle (685)
- Current Technology** (H6110)
Power line conditioners, surge protection. (S6)
Circle (686) [See ad page 256](#)
- Cycle-Sat** (H5433)
Satellite signal relay services, addressable decoder controlled. (S1)
Circle (687) [See ad page 240-241](#)
- Peter W. Dahl** (865)
Audio, power transformers, inductors. (S6)
Circle (688)



THEY'RE HERE!

Boonton's Family of High Performance Audio Instruments

For your most demanding requirements, Boonton has just the instrument to generate or characterize audio signals with unbeatable accuracy. Whether you're working on the bench or with an ATE system, they provide fast, low cost solutions to all your audio testing needs.

1110 Audio Oscillator

- High power output to +30.5 dBm
- 10 Hz – 150 kHz with ultra-low distortion (typically 0.001%)
- Resolution to 0.001 Hz
- Variable output impedance (50, 150, and 600 Ω)
- Swept frequency or level

1120 Audio Analyzer

- All-in-one source and analyzer, 10 Hz–140 kHz
- Frequency counter
- AC/DC voltage

- Distortion in %THD or SINAD
- Signal-to-noise

1130 Distortion Analyzer

- Distortion, 10 Hz–140 kHz, with 3 mV sensitivity
- SINAD, frequency, and AC/DC level
- Programmable notch filter
- Standard and optional filters
- Ultra-low residual distortion and noise

All Boonton audio instruments feature non-volatile storage for up to 99 complete panel set ups. IEEE 488 interfaces are standard. Call your local representative today for a convincing demonstration.

Boonton Electronics Corp.

791 Route 10, Randolph, NJ 07869

Telephone (201) 584-1077

Circle (86) on Reply Card

See Us at NAB Booth #1128

Signal Generators ■ Modulation Analyzers ■ RF Power Meters ■ RF Millivoltmeters ■ Capacitance Meters and Bridges ■ Audio Test Instruments

www.americanradiohistory.com

"With the new Continental solid-state transmitter we have had zero down time despite inclement weather."

"At what must be the world's most hostile transmitter site, we have had zero down time despite inclement weather and antenna icing conditions. The transmitter remained on the air, with a minimum of power foldback."



W.C. Alexander
Director of Engineering
Crawford Broadcasting Company

"We are very pleased with the superior sound and performance of the solid-state 1 kW Continental transmitter."

"The new transmitter has a "cleaner" sound, better than any other stereo station on the AM band in this market by a wide margin."

"The reliability has surpassed that of its predecessor, in fact, we have installed our sixth new Continental transmitter."



A Continental 1 kW AM transmitter installation for KPBC in Dallas.

For information on any of Continental Electronics' family of reliable transmitters, contact:

varian 
continental electronics division

P.O. Box 270879 Dallas, Texas 75227
Telephone: 214-381-7161 FAX: 214-381-4949

See us at NAB Booth #324.

- Bill Daniels** (2556)
Product literature services, catalogs.
Circle (689)
- Data Center Management** (H5015)
Electronic newsroom computer systems. (S1)
Circle (690)
- Datacount** (H5525)
Station data management software.
Circle (691)
- Data Security** (N.A.)
Tape degausser systems. (S4)
Circle (692)
- Datatek** (2356)
Audio, video DAs, routing switchers, control panels, machine controllers, interface modules. (S5)
Circle (693) [See ad page 129](#)
- Dataworld** (165)
Industry databases, computation programs, allocation, interference, population studies; 24-hour database access.
Circle (694)
- Datum** (4147)
Time code systems, source ID readers, encoders.
Circle (695)
- dbx** (1225)
Audio dynamics, MTS signal processors. (A2)
Circle (696)
- Delta Electronics** (134)
RF test instruments; remote control systems; coaxial transfer switches; power, modulation controllers; AM stereo processors. (S6)
Circle (697)
- Desisti Lighting/Desmar** (2345)
Lighting instruments, mounting equipment, lamps; dimmers; studio rigging fixtures.
Circle (698)
- DeWolfe Music Library** (1844)
Production music, effects libraries.
Circle (699)
- Dielectric Communications** (4334)
Transmission lines, waveguides; CP, panel antennas; RF switching, combining products; RF test loads, dehydrators, microwave absorption material.
Circle (700) [See ad page 206-207](#)
- Digital Arts** (H5810)
Electronic graphic systems.
Circle (701)
- Digital Audio Research** (H5419)
Digital audio disc recording/editing workstation.
Circle (702)
- Digital Creations** (H5929)
Circle (703)
- Digital Equipment/DEC** (H5205)
Computer hardware.
Circle (704)
- Digital F/X** (5227)
Digital video effects, production systems. (V5)
Circle (705)

'GROWING PAINS' GOES TO HAWAII WITH



When George Spiro Dibie, Emmy-winning director of photography for "Growing Pains," recently went to Maui to shoot a special hour-long episode, he specified Eastman Pro Format II broadcast video cassettes.


"Pro Format II video cassettes lived up to our best expectations," he says. "Every subtle nuance that we captured with our CCD (charge-coupled device) cameras was faithfully recorded."

"Our images are gorgeous. We are particularly happy with the color saturation. The reflections of the sun in the blue ocean sparkle. We were able to record true skin tones in the moonlight while still holding rich blacks."

"The image quality of the 1/2-inch tape, which we shot in widely varied lighting circumstances, was comparable to the 1-inch tape shot in the studio. There were no problems, even when we intercut original 1-inch tape from the studio with second-generation 1-inch dupes of the original footage shot in Hawaii."

"Eastman tape is consistent and reliable. When faced with shooting video tape in challenging locations, this is the way to do it."

Find out how Eastman Pro Format II video cassettes can give you the image quality you need. Call toll free, 1 800 445-6325, Ext 802, for information.



Eastman
Professional Video Tape



Digital Processing Systems (4342)
TBC, synchronizer systems; B-MAC codec products.
Circle (706)

Digital Services/DSC (3556)
Digital video effects, still stores, graphic/art, animation equipment. (V2)
Circle (707)

Dimension Music (H5333)
Sound effects.
Circle (709)

Di-Tech (2180)
Audio, video DAs, routing switchers; control panels. (S5)
Circle (710) [See ad page 1BC](#)

DKW Systems (N.A.)
Broadcast programming, business automation. (S1)
Circle (711) [See ad page 202](#)

Dolby (2380)
Audio noise reduction, spectral enhancement processors.
Circle (712)

Dorrough Electronics (458)
Audio dynamics processors, mixers, level meters. (A1)
Circle (713) [See ad page 152, 304](#)

Dubner Computer Systems (2928)
Electronic graphic art, titler systems; video still stores. (V2, V5)
Circle (714)

DX Communications (1345)
Satellite receiver systems. (R4)
Circle (715)

Dynair Electronics (3730)
Routing switchers, routing controllers; fiber optic products; DAs. (S2, S5)
Circle (716)

Dynamic Technology (1647)
Distribution, routing systems.
Circle (717)

Dynatech Broadcast Group (3344)
see:
• *ColorGraphics, LEA*
• *Quanta, Utah Scientific*

Dynatech NewStar (3344)
Automated newsroom equipment. (S1)
Circle (721)

Eastman Kodak (1835)
Videotape media; motion picture film.
Circle (724) [See ad page 167](#)

ECHOlabs (1866)
Video production switchers. (V6)
Circle (725)

Econco Broadcast Service (771)
Broadcast power tube rebuilding services. (S3)
Circle (726)

Editron USA (H5327)
Audio, video, film editing, transport synchronizers.
Circle (728)

EEG Enterprises (2247)
On-screen text, captioning systems; vertical interval data encoders/decoders.
Circle (729)

EELA Audio (159)
Audio mixers, reporter recorders, telephone hybrids.
Circle (730)

EEV (3384)
Leddicon, vidicon camera tubes, CCD; RF power tubes, klystrons. (V1, R3)
Circle (731) [See ad page 185](#)

EG&G/Electro-Optics (2220)
Tower lights, controls; beacons.
Circle (732)


Eidophor/Gretag (H6112)
Video projector systems.
Circle (733)

Elcom-Bauer (631)
AM, FM transmitters, exciters.
Circle (734)

Elcon Associates (H5828)
Videotape conditioners, cleaners, evaluators.
Circle (735)

Electro Controls (4184)
Lighting controllers, dimmers.
Circle (736)

Electro Impulse Laboratory (413)
RF test loads, calorimeters; RF attenuators, wattmeters. (S6)
Circle (737)



BELAR STEREO MONITOR

You can measure...

with the best monitor and the most accurate test set.


The FMM-2/FMS-2 series monitors provide an even greater degree of precision measurement than ever before... **You can measure S/N below 90 dB, You can measure crosstalk below 85 dB, You can measure separations of better than 70 dB, You can measure frequency response to better than 0.25 dB, You can measure distortions to lower than 0.01%, and much more...** Our uncluttered panels and autoranging voltmeters make these measurements a dream.

BELAR ELECTRONICS LABORATORY, INC. CALL ARNO MEYER (215) 687-5550
LANCASTER AVENUE AT DORSET, DEVON, PENNSYLVANIA 19333
Call or write for more information on Belar AM, FM, Stereo, SCA and TV monitors.

Circle (89) on Reply Card

HIGH ENERGY CORP
CERAMIC RF CAPACITORS

CORNELL-DUBILIER
MICA RF CAPACITORS



FL JENNINGS
VACUUM CAPACITORS
VACUUM RELAYS

SURCOM ASSOCIATES, INC.
2215 Faraday Avenue, Suite A
Carlsbad, California 92008
TEL (619) 438-4420
FAX (619) 438-4759

Circle (90) on Reply Card

WITHOUT A SPARE



YOU'RE OFF THE AIR

For a limited time, our special plan-ahead "Buy Now" program offers dramatic savings of up to 23%.



Varian leads the way...again.

UHF TV MAGNETS "Buy Now" at major dollar savings! 23% off emergency, 15% off regular prices.

SPECIAL OFFER. For a limited time, Varian rewards your "Buy Now" purchase of a spare magnet with big dollar savings on the most advanced UHF TV magnet. **FREE STORAGE.** We'll store your magnet up to one year; free when you "Buy Now".

LONGER WARRANTY. As a further incentive, we're extending our magnet warranty from 12 to 18 months when you "Buy Now".

FINANCING. Choose the plan that fits your cash flow. Don't get caught without a spare. Plan ahead

now. Check the chart for the UHF TV magnet you need, then call us for the final clincher — our "Buy Now" prices.


Tube Frequency	Tube Power	Tube Model No.	Magnet Model No.
470 - 566 MHz	30KW	VA-890H	VA-1590H
	30KW	VA-946H	VA-1950H
	60KW	VKP-7553S	VA-1950H
566 - 698 MHz	30KW	VA-891H	VA-1591H
	30KW	VA-947H	VA-1951H
	60KW	VKP-7554S	VA-1951H
694 - 850 MHz	30KW	VA-948H	VA-1952H
	60KW	VKP-7555S	VA-1952H

VARIAN MICROWAVE EQUIPMENT DIVISION
3200 Patrick Henry Drive, Santa Clara, CA 95054, (408) 496-6273

varian

Circle (91) on Reply Card

*Others have lots of hype,
we have lots of proof!*
LPB Signature[®] Consoles



12 mixer dual stereo S-24 shown

Consoles of proven reliability with over 2,000 units sold since 1972! Ask any user! Identical functioning 6, 8, 10 & 12 mixer dual stereo and 6, 8 & 10 mixer dual mono Signature III consoles priced from \$2,895.00. Leasing available.

LPB

LPB Inc.
28 Bacton Hill Road • Frazer, Pa. 19355 • (215) 644-1123

Circle (92) on Reply Card

**SAVE
TIME**

For fast, accurate service, please remove the peel off label used to address your magazine, and attach it to the Reader Service Card, the Address Change Card or to any correspondence you send us regarding your subscription.

Electro-Voice (730)
Monitor speakers; microphones, mixers; reinforcement systems, audio processors.
Circle (738)

Electronic Research (1325)
FM antennas; duplexers, notch filters.
Circle (739)

Electronic Visuals (2226)
TV waveform, vector monitors.
Circle (740)

Elicon (N.A.)
Animation, controlled-motion camera supports.
(V1)
Circle (741)

EMCEE (3053)
UHF TV, MDS, ITFS transmission systems.
Circle (742)

EMCOR Products/Crenlo (4246)
Equipment racks, enclosures.
Circle (743) [See ad page 161](#)

Emergency Alert Receiver (1352)
Special purpose, emergency receivers.
Circle (744)

Energy-Onyx (1850)
FM broadcast transmitters. (R1)
Circle (745)

Enterprise Electronics (2460)
Weather radar systems.
Circle (746)

Enterprise Systems (4020)
Station business and management systems. (S1)
Circle (747)

Environmental Satellite Data (4271)
Weather graphics equipment, work stations; weather database, data processing systems for radio, TV.
Circle (748)

ESE (1800)
Time code systems, timers, clocks; telephone hybrids; DAs; audio signal level indicators. (S1, S5)
Circle (749) [See ad page 311](#)

Eventide (871)
Digital audio delay systems, programmable effects processors; time modification systems. (A2)
Circle (750)

Evertz Microsystems (2087)
Time code equipment; VTR emulation modules; transport synchronizers.
Circle (751)

Excalibur Industries (2882)
Equipment transport cases.
Circle (752)

Fairlight Instruments (H5315)
Videographic synthesizer/computer.
Circle (753)

Faroudja Laboratories (4535)
Video encoders, decoders; video noise reduction equipment; component transcoding systems; component detail processors. (V7)
Circle (754) [See ad page 235](#)



"WE'RE 10 TIMES MORE EFFICIENT WITH THE ODETICS CART MACHINE"



W.T. "Mac" McGill
Vice President,
Director of
Engineering
KTSM
El Paso, Texas

After years of working with manually operated cart machines, the engineering staff at KTSM is breathing a sigh of relief. Now they rely on The Odetics Cart Machine.

Mac McGill says that The Cart Machine has been responsible for a dramatic reduction in errors — spots airing at the wrong time or not at all.

"With our old cart machines, between the time the traffic department's logs were printed and the airing of the carts, we could count on numerous errors every week," he explains. "Now the logs are automatically downloaded to the Cart Machine from the traffic computer. From there, The Cart Machine handles just about everything else. As a result, we've seen a significant reduction in lost spots."

The Odetics Cart Machine can automatically manage, record and play-to-air all forms of spots and programs — including events as short as one second.

An average day's play list at KTSM consists of 380-400 individual cart events, including repeats. Mac says the Cart Machine's extraordinary storage capacity, which includes a 65,000 cart database and 1,600 event look-ahead feature.

"The Cart Machine requires a minimum amount of space, yet it has a library of 280 cassettes. That allows us to store almost an entire day's worth of events."

The Odetics Cart Machine can automatically preplan spot play lists hours, or even days, in advance of airing. In fact, every weekend KTSM operates with four days of play lists loaded into their Cart Machine.

And, now that KTSM is broadcasting 24 hours a day, six days a week, The Cart Machine lets them broadcast with just one operator during the early morning hours.

The Cart Machine is available in your choice of small formats.

Call us now to find out how your station can enjoy the efficiency of the Odetics Cart Machine.



The Cart Machine from Odetics

1515 South Manchester Avenue
Anaheim, California 92802-2907
Call toll free 800-243-2001

See Us at NAB
Booth 5813 (Hilton Center)

Circle (94) on Reply Card

- Farrtronics** (4538)
Audio distribution switchers, equipment.
Circle (755)
- FCC** (4560)
Circle (1213)
- Feldmar Watch** (4580)
Timers, clock systems.
Circle (756)
- Ferno Washington** (H5624)
A/V on-location equipment carts; battery, lighting accessories. (S3)
Circle (757)
- FGV Panther** (H5927)
Camera pedestals, cranes, support systems.
Circle (758)
- Fiberbilt Cases** (4004)
Equipment cases.
Circle (759)
- Fidelipac** (515)
Audio cartridge recorders, cartridge media. (A3, S4)
Circle (760)
- Fife-Pearce Electronic** (H5933)
Electro-Matic tape eraser/degausser systems. (S4)
Circle (761)
- Film House** (815)
TV commercials promoting radio stations.
Circle (762)
- FirstCom Broadcast Services** (829)
Music, sound effects libraries.
Circle (763)
- Flash Technology** (4125)
Tower obstruction lighting, beacons.
Circle (764)
- FloriCal Systems** (N.A.)
Videotape delay systems, software.
Circle (765)
- Focal Press** (1450)
Circle (766)
- FOR-A** (3169)
Digital audio recorders; video production switchers, TBCs, color correctors; Time code equipment; component video products; graphic/titling systems. (A1, A3, V1, V2, V5, V6, V7, V8)
Circle (767) See ad page 225
- Fort Worth Towers** (3066)
Broadcast, communications towers, services; communications equipment buildings. (S7)
Circle (768)
- Fortel** (3576)
TBCs, synchronizers; noise reduction systems.
Circle (769)
- Fostex** (4251)
Audio mixing consoles, EQ systems, tape recorders; audio delay, dynamics processors. (A3, V2)
Circle (770) See ad page 297
- Frezzolini Electronics** (2438)
Batteries, chargers, analyzers; portable lighting. (V4)
Circle (771)
- Fuji Photo Film USA** (4307)
Standard, metallic videotape in all formats. (S4)
Circle (772) See ad page 220-221
- Fujinon Optics** (4301)
TV camera lens systems, accessories. (V1)
Circle (773) See ad page 249
- Future Productions** (H5830)
Videotape duplication systems, services; camera control units. (V1, V2, S5)
Circle (774)
- Garner Industries** (4007)
Audio/videotape erasers, degaussers.
Circle (775)
- GE American Communications** (2629, PL)
Domestic satellite program distribution services. (S8)
Circle (776)
- General Electric** (1051)
Stage, studio lamps.
Circle (777)
- General Electric/Comband** (H5615)
ITFS, MMDS downconverters, reception equipment. (R2)
Circle (778)
- Genigraphics** (1239)
Electronic graphics systems. (V5)
Circle (1203)

Check these out at NAB!




BOOTH 2226

- ✓ **MASTERKEY™** - stand alone composite linear keyer
- ✓ **DIGIVIEW** - test system for 601 digital signals
- ✓ **COX 204** - new generation NTSC encoder
- ✓ **FASTIME** - 'smart' video delay system
- ✓ **VERTICAL INTERVAL** data transmission system
- ✓ **MESSAGE/TIME/DATE** generator and video inserter
- ✓ **DIGITAL VIDEO** encoder, decoder, DA, router
- ✓ **COMPONENT** waveform monitor, translators, keyer, 5 x 1 switcher
- ✓ Plus our full range of component and composite video terminal equipment, delay lines and filters.

broadcast video systems ltd.

40 West Wilmot Street, Richmond Hill, Ontario L4B 1H8
Telephone: (416) 764-1584 Telex: 06-964652 Fax: (416) 764-7438

Circle (95) on Reply Card



NEW!! SATELLITE EQUIPMENT

The PSA-35A Portable Spectrum Analyzer accurately measures wideband signals commonly used in the American and International satellite communication industries. The PSA-35A covers frequencies from less than 10 to over 1750 MHz, and from 3.7 to 4.2 GHz; switch-selectable sensitivity of 2 dB/div or 10 dB/div; and on-screen dynamic range of greater than 65 dB. The portable, battery or line-operated PSA-35A is the perfect test instrument for service and troubleshooting, dish and antenna alignment, and optimizing signal reception. **\$1965**



AVCOM's Single Channel Per Carrier Receiver, model SCPC-2000E, receives FM SCPC signals from satellites operating in the 3.7 to 4.2 GHz band. The SCPC-2000E is a complete receiver that can tune up to 4 specific crystal-controlled audio or data channels from a given transponder, and is available in wideband or narrowband models. A phase-locked cavity oscillator referenced to an ovenized crystal oscillator provides exceptional stability. The SCPC-2000E may be used with the AVCOM SS-1000 Slave for simultaneous reception of additional channels. **\$1875**





The highly stable SCPC-500-70 Single Channel Per Carrier Downconverter converts SCPC signals from a transponder in the 3.7 to 4.2 GHz range to a center frequency of 70 MHz. A sophisticated phase-locked cavity oscillator referenced to an ovenized crystal oscillator enhances frequency stability. No other equipment at a comparable price can match the SCPC-500-70 Downconverter. **\$1322**

AVCOM • 500 SOUTHLAKE BOULEVARD
RICHMOND, VIRGINIA 23236
TELEPHONE (804) 794-2500
FAX: 804-794-8284 TELEX: 701-545

Circle (96) on Reply Card

This is what makes the new Sony editing VTR so good.



This is what makes it great.



It's rare to find an editing VTR that comes with everything you want, yet still goes with everything you have.

Enter the BVU-950.

Not only is it compatible with the entire U-matic line of players and recorders, it can be used with other broadcast equipment as well through an RS-422 interface.

Either way, the picture quality is superior. SP technology means you get 340 lines of

resolution on every original.

It also means you don't have to compromise on copies. With SP, your third generation tapes will look as good as first generation conventional U-matic.

And sound even better. Because every word is heard through a Dolby* C Noise Reduction system.

The BVU-950 is also the first U-matic editor to offer a plug-in time base corrector and plug-in time code generator.

These easy-to-install cards conserve power as well as space. And there are no cable connections to make.

They also make the VTR simpler to operate. With a single jog dial, you can now display time codes and user bits, set preroll times, and customize operating routines.

You can even record titles using a built-in character generator.

And if there's ever a break



Introducing the BVU-950.

in the action, the BVU-950 can tell you why—using its own self-diagnostic routine.

To learn more about this remarkable addition to the U-matic line, please write to Sony, P.O. Box 6185, Department BVU-1, Union, NJ 07083.


And find out how to get what you want without giving up what you have.

SONY

Professional Video

Circle (98) on Reply Card

ERASE IT!



Nothing erases audio, video or computer tape better than Audiolab degaussers.
For information call: 916/485-0500

AUDIOLAB ELECTRONICS

3725 Esperanza Drive, Sacramento, CA 95864

Circle (99) on Reply Card

NRSC WINNER



...even "barefoot!"

Inovonics' "NRSC Box" works **with** your existing AM processing chain **or without!**

The built-in Feedforward/PWM Limiter (defeatable) features a "floating platform" function to yield high average modulation in addition to tight peak control for superb stand-alone performance.

Easy to install,* simply connect the unit in-line with the audio feed to your transmitter for total modulation control, "adaptive" (protected) preemphasis, and overshoot-controlled lowpass filtering to the NRSC spec.

And the best part: all this for a paltry \$520.

Call for full info or see your distributor for a demo.

See us at NAB Booth #770

*Typical installation/setup time:

Chief or Asst. Engineer — 5 min.

Corporate V.P. of Engineering — 10 min.

Inovonics Inc.

1305 Fair Ave., Santa Cruz, CA 95060
(408) 458-0552



Circle (100) on Reply Card

Gentner Electronics (265)
Telephone bandwidth extenders, hybrids; audio routing switchers. (A2, A4, S1, S2)
Circle (779) See ad page 30, 316

Gentner RF Products (265)
Transmitter remote control hardware, software. (S1)
Circle (780)

Giant Boom Box (PL)
Portable studios. (S7)
Circle (781)

G&M Power Products (4534)
Batteries, chargers; battery belts; lighting products.
Circle (782)

GML America (2551)
TBCs, frame synchronizers; special effects, video production systems. (V5, V7)
Circle (783)

Alan Gordon Enterprises (2538)
Animation equipment; distributor for mics, audio accessories, camera support equipment; rental house; studio furnishings, effects devices. (A4, V1, S3)
Circle (784)

Gorman Redlich (1200)
EBS encoders, decoders; NOAA weather receivers.
Circle (785)

Gotham Audio (2330)
Neumann microphones; audio noise reduction products; EMT dynamics processors; CD players; audio recorders; K&H speakers.
Circle (786)

Graham-Patten Systems (4530)
Audio editing mixers, programmable EQ equipment; video keying processors; utility, remote controllable audio/video DAs; equipment controllers; A/V transmission multiplex processing for microwave. (A2, A3)
Circle (787) See ad page 270

Grass Valley Group (2928)
Routing, production, master control switchers; automation systems; DS3 products; DAs; analog, digital, component video products; digital effects, editing systems; fiber-optic products; impedance conversion modules. (V6, V7, S5, S6)
Circle (788) See ad page IFC, 9, 157, 294

Gray Communications Consultants (2242)
Distributor: audio, video equipment; cameras, video recorders; graphic/titling systems; switchers, TBCs; video displays; ENG microwave; signal distribution equipment; test/monitoring products; production vehicles. (S7)
Circle (789)

Gray Engineering Labs (4174)
Time code products; safe title generators; video-assisted film editing equipment.
Circle (790) See ad page 97, 182

Great American Market (2684)
Lighting equipment, effects, pattern projectors, lamps. (V4)
Circle (791)

L. Greenburg Elec. Teleprompt. (5119)
Circle (1214)

Grumman (3253)
Commercial insertion equipment linked to traffic, billing.
Circle (792)

James L. Grunder (1433)
CEL TBCs, synchronizers, video effects equipment; editing systems, video monitors, test products; standards conversion systems. (S5, V2, V5, V7)
Circle (793)

GTE Spacenet (1333)
Satellite program transmission, distribution services for news, voice, data; signal turnaround, bandwidth conversions.
Circle (794)

Hallikainen & Friends (308)
Remote control, logging systems; audio mixers; digital metering kits.
Circle (795)

Harris Broadcast (503)
Radio, TV, STL, ENG, uplink transmitters, antennas; audio mixers, dynamics processors; stereo, subcarrier generators, exciters; remote control, automation systems; audio phase correction products. (R1)
Circle (796) See ad page 58-59, 257

Harris Video Systems (503)
TBCs, synchronizers; digital effects systems; Aurora electronic graphic/art systems; video interfaces. (V7)
Circle (797)

Harrison Systems (125)
Audio mixing, editing consoles; automation systems; audio routing switchers. (A1, S5).
Circle (798)

HEDCO (1820)
Audio, video DAs, routing switcher systems; sync generators. (A2, S1, S5, S6, V7)
Circle (799) See ad page 108

Karl Heitz (2263)
Camera support products, pan/tilt heads; mic poles. (V1)
Circle (800)

Hipotronics (4546)
Automatic voltage regulation equipment. (R3, S6)
Circle (801)

Hitachi Denshi (3324)
TV cameras; video recorders, encoders; HDTV equipment. (V1, V7, V8)
Circle (802) See ad page 3

HM Electronics (4238)
Wireless microphone systems; intercom systems; speaker, headset stations. (A4)
Circle (803) See ad page 177

Hoffend & Sons (2188)
Studio rigging systems, controllers.
Circle (804)

Holaday Industries (1114)
Test equipment; magnetic, electric field, non-ionizing radiation measurement units. (S6)
Circle (805)

Hotronic (2571)
TBCs, frame synchronizers. (V7)
Circle (806) See ad page 224

Introducing the New Generation of Wireless Microphones from HME.



All New RF Link. All New Switching Diversity. All New Packaging. And *Unbeatable* Sound.

HME's new Series 50 is so advanced that anything else is a compromise.

Here's just a few highlights:

A completely new RF link greatly improves the capture ratio for dropout-free performance under the most demanding conditions. Our new state-of-the-art noise-free switching diversity system has broken the price/performance barrier.

There's a new, rugged ABS body on the hand-held models, along with an advanced internal antenna with superb radiation characteristics. The new dual-frequency body pacs give you top

performance under physical as well as electrical abuse.

HME's new NRX II™ noise reduction system has to be heard to be believed. It's the only noise reduction system designed *expressly* for wireless microphones. And it's available only in HME's New Generation Series 50, both hand-held and body pac.

See your HME dealer for the final shock:

You'll find HME's Series 50 price *below* every other professional system. That's because we're sure every thinking professional will standardize on it.

And why not. There's nothing even close.



HME ELECTRONICS, INC.

6675 Mesa Ridge Road
San Diego, CA 92121
(619) 535-6060

HME's New Series 50 Wireless Microphone—with NRX II™

No Equal. Nothing Close.

- Howe Technologies/HoweTech (153)**
Audio mixing consoles, phase correction equipment; audio amplifiers; turnkey studio designs, construction. (A2)
Circle (807)
- HSN/Home Shopping Network (H5515)**
Merchandise sales via TV.
Circle (808)
- Hubbard Communications (1139)**
Program distribution services; uplink redundancy switching; feedline pressurizers.
Circle (809) [See ad page 187](#)
- IEEE/Broadcast Tech. Soc. (3903)**
Professional service organization.
Circle (810)
- IGM Communications (619)**
Radio automation systems; automated audio cart playback equipment. (A4, S1)
Circle (811) [See ad page 120](#)
- Ikegami Electronics (2320)**
TV cameras; color, monochrome video monitors; video switchers; audio mixers; HDTV products; ENG microwave systems; video projectors; telecines. (R2, S5, V1, V2, V6, V7)
Circle (812) [See ad page 252-253](#)
- ILC Technology (H5230)**
Daymax HMI lamps. (V4)
Circle (813)
- Image Video Ltd (3584)**
Master control, video production switchers; digital audio recording/editing system; audio/video routing switchers. (A3, V6, S5).
Circle (814)
- IMC/International Music (H5728)**
Akai audio recorders; RSD Soundmaster audio mixers; Fane speakers, cabinets; Ross Systems PA equipment. (A2, A3, S2)
Circle (815)
- IMS/Integrated Media Systems (H5232)**
Signal distribution equipment. (A3)
Circle (816)
- Industrial Acoustics (1026)**
Acoustic, sound-proofing materials, broadcast booths.
Circle (817)
- Information Display (H6112)**
Turnkey studio systems; U.S. sales, service for Eidophor projection systems.
Circle (818)
- Inovonics (770)**
FM stereo generators, multiband audio dynamics processors; magnetic film recorder components; CRT audio level displays. (A2, A3, R5)
Circle (819) [See ad page 176](#)
- Interactive Motion Control (4263)**
Computer-controlled animation, camera support systems. (V2)
Circle (820)
- Intergroup Technologies (2359)**
Video production, master control, A/V routing switchers; video switcher effects systems. (V6, S5)
Circle (821) [See ad page 234](#)
- ITC/3M (2305)**
Audio reel, cartridge recorders; recording tape; cartridge analyzers; digital audio recorders.
Circle (822)
- ITE/Innovative TV Equipment (2623)**
Pan/tilt heads, tripods, pedestals. (V1)
Circle (823)
- Itelco (3187)**
AM, FM, TV transmitters, transposers.
Circle (824)
- Intelligent Light (5127)**
Circle (1215)
- ITS (1113)**
TV transmitters, transposers; microwave systems; exciters, generators. (R1)
Circle (825)
- Jampro (531)**
FM, TV transmitting antennas. (R1)
Circle (826) [See ad page 92](#)
- JBL Professional (4377)**
Studio monitors, speakers; EQ systems. (A4)
Circle (827) [See ad page 5](#)
- Jefferson Pilot Data (1821)**
Newsroom, business, music rotation software.
Circle (828)
- Jensen Tools (4016)**
Electronic tool kits; hand tools, tool cases; fiber optics maintenance equipment, VCR alignment tools. (S6)
Circle (829)
- J-Lab (1019)**
Video recording interface products. (S2, S5, V1, V2, V7)
Circle (830)
- Johnson Electronics (1300)**
SCA, EBS receivers; audio amplifiers.
Circle (831)
- J&R Film/Moviola (2711)**
Film-to-tape transfer equipment, transport synchronizers; editing accessories. (V3)
Circle (832)
- JVC (2656)**
TV cameras, lenses; electronic graphics, titling equipment; video monitors, recorders; routing switchers; TBCs; tape duplicators; recording media. (V1, V2)
Circle (833) [See ad page 19, 28-29](#)
- Kahn Communications (739)**
Audio dynamics processors; telephone bandwidth extenders; AM stereo equipment.
Circle (834)
- Kalamusic (H5625)**
Syndicated programming services.
Circle (835)
- Kangaroo Video Products (2214)**
Protective video equipment cases, covers. (S3)
Circle (836)
- Kavouras (4520)**
Weather radar display systems, maps.
Circle (837)
- Kay Industries (728)**
Power line conditioners, electrical power phase converters.
Circle (838)
- Keltec Florida (H5531)**
Satellite uplink, HPA electronics; TWT amplifiers.
Circle (839)
- Keylite PSI (4509)**
Lighting instruments, dimmers, controllers; lighting accessories.
Circle (840)
- Key Video (1205)**
Audio, video routing switchers.
Circle (1175)
- K&H Products (3374)**
Camera support products. (S3)
Circle (841) [See ad page 212](#)
- Kinematics/Truetime (4015)**
Precision timers, synchronized clock systems. (S1)
Circle (842)
- Kings Electronics (4010)**
RF, video, coaxial, triaxial connectors.
Circle (843)
- Kintek (1611)**
Stereo converters, processors; polarity/phase identification, correction equipment. (A2, S6)
Circle (844)
- Kintronic Labs (1040)**
AM DA phasors, tuners; RF patch panels, switching products; HV insulators; tower transformers, lighting chokes, variable inductors. (R1, S3, S6)
Circle (845)
- Kliegl (3720)**
Lighting instruments, lamps, dimmers, controllers.
Circle (846)
- Kline Iron & Steel (1013)**
Broadcast, communications towers, services, accessories.
Circle (847)
- Knox Video Products (2551)**
Electronic graphic titlers. (V5)
Circle (848)
- Laird Telemedia (3962)**
TV film multiplexers; electronic graphic titlers, paint systems. (V5)
Circle (849)
- Lake Systems (1039)**
Automated VCR playback systems, software; facility design, construction; custom equipment consoles. (S3)
Circle (850)
- Landy Associates (2677)**
Distributor: video equipment; cameras, editing systems; graphics equipment; computer software. (V4, V5)
Circle (851)
- Lang Video Communications (4173)**
Video equipment distributor; cameras, editors, graphics, computer systems.
Circle (852)



GET IT IN

In the field or on the run, the **AKG C 522 ENG**, mics it just like you hear it — in stereo. Wherever you are, whatever you're recording, from courthouse interview, press conference, rock concert, to forest fire, the **C 522's** clarity, rugged performance, and convenience are exactly what you need to add a true-life dimension.

Inside its sturdy housing are two matched cardioid condenser

STEREO.

capsules, elastic-mounted for low noise and pre-configured to give you a smooth, one-handed XY-stereo field. It's a workhorse mic, with the little extras a working pro needs, like a built-in rechargeable battery, low-power warning LED, integrated on/off switch and boom mount shock suspension.

Get it live in stereo with the **AKG C 522**.

Reporter: Denise O'Brien.
With permission of Colony Communications, Inc.
© AKG 1987 Akustische und Kino-Geräte GmbH, Austria



77 Selleck Street
Stamford, CT 06902

- LDL Communications (2175)**
FM, TV transmitters, MTS stereo equipment; TV antennas; towers, tower services. (R1)
Circle (853)
- Leader-Brac Industries (H6121)**
Audiotape splice/edit accessories.
Circle (854)
- Leader Instruments (3472)**
Sync, video, test signal generators; waveform, vector monitors; oscilloscopes; video level meters. (S6, V8)
Circle (855) [See ad page 93](#)
- LEA Dynatech (3344)**
Lightning protection, deterrent products; power surge protection devices. (S6)
Circle (720) [See ad page 329](#)
- Lectrosanics (H6106)**
Wireless microphone systems.
Circle (856) [See ad page 290](#)
- Lee Colortran (3580)**
Lighting instruments, lamps, dimmers, controllers; accessories; lighting ballasts; color corrections gels. (V4)
Circle (857)
- Lee Filters (3580)**
Light coloring gels.
Circle (858)
- Leitch Video (2169)**
Still stores; tone, sync, VBI test generators, inserters; SC/H test monitors, DAs, timing systems; video frame synchronizers. (S5, S6, V5, V8)
Circle (859) [See ad page 85](#)
- LEMO USA (4022)**
Audio, video connectors; coax, triax, multicore, mixed coax/multipin connectors.
Circle (860)
- Lenco (3956)**
Audio, video DAs; audio monitor amps; sync generators; video monitors; TBCs, video encoders. (S5, V7)
Circle (861) [See ad page 71](#)
- Lexicon (1209)**
Audio delay/effects processors; digital audio editing systems; time modification equipment. (A2)
Circle (862) [See ad page 192](#)
- Lighting Methods (3184)**
Lighting dimmers, dimmer controllers.
Circle (863)
- Lightning Eliminators (1025)**
Lightning dissipation arrays, ground rods, warning systems; power conditioning consultation.
Circle (864)
- Lipsner-Smith (2466)**
Motion picture film cleaning systems. (V3)
Circle (865)
- Listec Video (4314)**
Computer video prompting systems, display monitors. (V5)
Circle (866) [See ad page 294](#)
- Logitek (825)**
Audio mixers; audio monitors; impedance interfaces.
Circle (867)
- Lowel Light (2569)**
Lighting instruments, lamps.
Circle (868) [See ad page 184](#)
- LPB (639)**
Audio mixing consoles; low power AM transmitters.
Circle (869) [See ad page 170](#)
- LTM (4135)**
Lighting instruments; fiber optic lighting systems; mic poles; lighting dimmers. (V4)
Circle (870)
- Lucasey Mfg. (5528)**
Circle (1211)
- Luxor (H5812)**
Satellite receivers.
Circle (871)
- L-W International (4005)**
Telecine systems.
Circle (872)
- Lyon Lamb Video Animation (2251)**
Video animation controllers, equipment. (V2)
Circle (873)
- M/A-Com MAC (3633)**
STL, ENG systems.
Circle (874) [See ad page 305](#)
- Magni Systems (H5109)**
PC-based test signal, monitoring systems; waveform, vector monitors; component digital products. (S6)
Circle (875) [See ad page 121](#)
- Magnum Tower (714)**
Triangular, self-supporting, knock-down masts, towers.
Circle (876)
- Manhattan Production Music (1635)**
Programmed music service.
Circle (877)
- MARCOM (103)**
Distributor: Rood FM, TV stereo generators, metered receivers, telephone frequency extenders; TFT BTSC mod kits; Ian Hill AM transmitters. (R1, S6)
Circle (878)
- Marconi Communications Systems (2869, 3833)**
Radio, TV, exciters, transmitters; klystron pulsers; telecines. (R1, V3, V7)
Circle (879) [See ad page 105](#)
- Marconi Instruments (2518)**
TV test signal generators; automated test systems, analyzers. (S6)
Circle (880) [See ad page 328A-B](#)
- Marti Electronics (525)**
RPU, radio STL antennas, electronics; subcarrier equipment. (R5)
Circle (881)
- MATCO (4487)**
Sequencers, routing switchers, DAs, dubbing controllers, commercial insertion systems.
Circle (882)
- Matthews Studio Equipment (4374)**
Camera pedestals, cranes, tracks; grip equipment; lighting products. (V4)
Circle (883)
- Matthey Electronics (2601)**
Video, pulse delay lines, filters; HDTV products.
Circle (884)
- Maxell (2383)**
Recording media, all formats; audio, video cables; batteries. (S4)
Circle (885) [See ad page 149, Map](#)
- Maze Broadcast (H5818)**
Used equipment broker: audio, RF.
Circle (886)
- McCurdy Radio Industries (1849)**
Audio mixing consoles; phono products; studio furniture; intercom systems. (S5, S6)
Circle (887) [See ad page 231](#)
- MCL (PL)**
TWT power amplifiers, transmitters for satellite communications. (R6)
Circle (888) [See ad page 128](#)
- McMartin Industries (512)**
Audio monitor, control products; FM exciters, SCA products.
Circle (890)
- Media Computing (4275)**
Election, news graphics, newsroom software. (S1)
Circle (891)
- Media Concepts (5117)**
Circle (1204)
- Media General Broadcast (3251)**
Production music, sales libraries, promos, IDs, music formats.
Circle (892)
- Merlin Engineering (4338)**
Equipment reconditioning, rebuilding, VTR modification kits; Snell & Wilcox standards converters; Comlux fiber optic products. (S2)
Circle (893)
- Micro Communications (4166)**
FM, TV antennas, waveguides, feed lines; RF transfer switching components; duplexers, combiners, multiplexers, filters. (R1)
Circle (894)
- Micro Controls (202)**
STL systems; subcarrier paging systems; FM exciters. (R2, R5)
Circle (895)
- Microdyne (2415)**
Satellite antennas, mounts; uplink, downlink electronics. (R6)
Circle (896) [See ad page 277](#)
- Micron Audio Products (2262)**
Wireless microphone systems. (A4)
Circle (897) [See ad page 118](#)
- Microsonics (4262)**
Video filters, delay lines.
Circle (898)
- Microtime (2638)**
TBCs, frame synchronizers; digital video effects equipment; component format interchange systems; electronic graphic/art equipment. (V5, V7)
Circle (899) [See ad page 243](#)

Complete Solutions

We'll Help You Take On Any Technical Project

OMEGA INTERNATIONAL

From Concept to Completion

Custom Studio and RF System Designs
Complete Turnkey Installations
Project Management
Feasibility Studies
RFR (Non-ionizing radiation) Studies
Unique FM Synchronous Repeaters
(Boosters)

OMEGA INTERNATIONAL

can help you do the impossible. We can also help you with the routine. If it's a technical project, OMEGA has the expertise, the tools and equipment, and the time to design and construct a complete station when you need it yesterday, or to simply offer some labor when you need an extra pair of hands.

WE WORK FOR YOU.

As an independent, totally services-oriented company, OMEGA INTERNATIONAL is only interested in how to serve our customer. We are not an equipment manufacturer or supplier, so our designs and constructed systems offer you unlimited choices. What's best for you is our only concern. Call us. Without obligation or pressure, we'll discuss your project or idea.




OMEGA INTERNATIONAL

2601 Rindler Road

Irvine, California 92714-0220

(714) 553-0561 Fax: (714) 553-0562

THE ORIGINAL

AT OMEGA INTERNATIONAL

we go out of our way to find creative solutions. Our approach to technical problem solving has led us to develop ideas which serve the Broadcast and Telecommunications industries in new ways. For example, our FM Synchronous Repeater allows you to fill in the holes in your coverage area under new F.C.C. rules, with a system much too powerful to be called a "Booster."

We have also devised a program to help you meet new F.C.C. rules requiring many stations to measure Radio Frequency Radiation, without it costing you a fortune.

THE LEADER


THE DEPTH OF EXPERIENCE

which is present in **OMEGA INTERNATIONAL'S** engineering department. when combined with that enjoyed by your staff, can provide some very satisfying results. Our in-house facilities and engineering allow you to get major systemization and construction completed without disrupting your station's day-to-day operations, too.

Independence. Expertise. Performance. The time has come for **OMEGA INTERNATIONAL**.

- Performance: On Time and Within Budget
- Full In-house Engineering and Technical Facilities
- Experienced and Qualified
- Next Door or Worldwide
- Independent. Service is our ONLY business!

CALL THE ORIGINAL...CALL THE LEADER in Systems Engineering




OMEGA INTERNATIONAL

2051 Richter, Suite 116
Irvine, California 92714 USA
(714) 553-0554 Telex: 678 541 CORP HQ

Technical Difficulties

Please Stand By

A BELDEN® BROADCAST CABLE MEANS NEVER HAVING TO SAY YOU'RE SORRY

Signal disruption during a live broadcast is a major and costly embarrassment.

With close to 30 million seconds of air time in a year, it only takes a few seconds to realize why you need Belden quality.

That's why the broadcast industry depends on Belden cable to cover large events such as the Olympics and the Indy 500. Events where a cable has to keep working while being subjected to

extremes of weather, terrain and traffic. Events where there is no second chance.

And, because broadcasters need a cable they can install permanently without worry of failure, Belden is also relied upon for day-to-day studio operations.

The broadcast industry knows that Belden is accepted worldwide as the standard for reliable, top-quality cable. More importantly, broadcasters know Belden has earned this reputation by designing durability into cables, so users won't have reason to be sorry.

New ways to avoid apologizing.

Dependable Belden performance is now available in six new broadcast cables:

Conformable™ and Flexible Coax—9307, 9308 and 1168A are innovative conformable replacements for semi-rigid coax in applications calling for improved flexibility, high temperature rating or tight bending radii. 1163A, a flexible version of 8281, is designed to tight tolerances for excellent signal return loss.

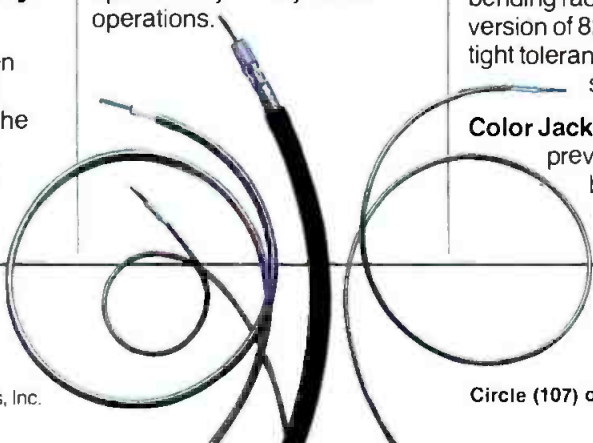
Color Jacketed Coax—previously available in black only, Belden's 8241, 8281 and

1163A video cables are also now offered in red, yellow, green, light blue, white and orange outer jackets, making channel coding much easier.

If you've ever had to apologize for inferior cable performance, find out why *There is no equal* to Belden. For ordering information call your local Belden distributor. Or contact:

BELDEN Wire and Cable
P.O. Box 1980
Richmond, IN 47375

1-800-BELDEN-4
(in Indiana, call 317/983-5200)



There is no equal.™




BELDEN

A Balanced Way of

Now you can shoot in fluorescent-lit supermarkets, showrooms, hospitals, and offices and still have that crucial front fill and side modeling. The **LoweLight Array** uses standard, four-foot, on-location spares which assure color balance with the ceiling fluorescents. This cool, super-soft, tiltable, boomable, hand-holdable, three-amp source is a balanced way of light that can do wonders for your subject—and your schedule.

LoweLight Manufacturing, Inc.
475 Tenth Avenue
New York, N.Y. 10018-1197
212 947-0950

lowel



Lowe's fast-folding fluorescent-fill phenomenon travels in one portable case, with its air-cushioned stand, electronic ballast, boom, and barndoors.

Circle (108) on Reply Card

Pinzone Communications (1119)
Audio multiplex system; videocart refurbishment; satellite receivers, downconverters; AM antennas. (R1, R2, R6, S1)
Circle (969)

Plasmec Systems Ltd. (5526)
Circle (1209)

Polar Video (3576)
Video switchers, safe area generators, keyers, faders.
Circle (970)

Polaroid (4576)
Instant photo video printer, print/slide materials. (V3)
Circle (971)

Porta-Pattern (2877)
Video test charts, transparencies, films, illuminators.
Circle (972)

Potomac Instruments (1108)
AM DA antenna analyzers; audio test systems; remote control products; RF signal meters; modulation, power controllers; AM monitor receivers; signal generators, detectors.
Circle (973) See ad page 244

Pro Battery (4483)
Batteries, replacement inserts, chargers. (V4)
Circle (974)

Progressive Computer Products (5320)
Circle (1210)

QEI (247)
FM transmitters, exciters, modulation monitors; remote transmitter control systems. (R1)
Circle (975) See ad page 99

QSI Systems (2462)
VBI/SID generators, encoders, decoders; blackburst generators.
Circle (976)

Q-TV (4117)
Video prompting and newsroom script preparation systems.
Circle (977)

Quality Video Supply (4387)
Mono/color video signal combiners. (S6, V3, V6, V7)
Circle (978)

Quanta (3344)
Electronic graphic titlers, art systems; Calaway editing control systems. (V2, V5)
Circle (722) See ad page 32

Quantel (3638)
Electronic graphic art systems, caption generators; standards conversion systems; digital still libraries, optical disk memory; digital video production studio systems. (V2, V5)
Circle (979) See ad page 198

Quantum Audio Labs (2301)
Audio mixing consoles; videotape degaussers. (S4)
Circle (980)

Quickset (4120)
Camera support products; pan/tilt heads, tripods. (V1)
Circle (981) See ad page 230

Radiation Systems/Mark Antenna (1550, PL)
Microwave antennas; waveguide, feedline. (R2)
Circle (982) See ad page 320

Radio Systems (159)
Audio mixing consoles; SCA receivers; phono preamps, audio DAs, monitor amps; meters; cart machines; cabinetry.
Circle (983) See Map

RAKS (H5633)
Videocassette recording media.
Circle (984)

RAM Broadcast (170)
Distributor: audio, radio, video products; audio phase monitors, video monitors, routing switchers; cabinetry/furniture; consultants. (A1, S6)
Circle (985)

Rank Cintel (2334)
Telecine systems; digital still image library, color correction, electronic graphic art systems; automation equipment; standards/format converters; comb filter decoders; audio recording systems. (V3, V5)
Circle (986) See ad page 193, 314

RCA/Burle Industries (2620)
Camera tubes; RF power amplifier devices.
Circle (987)

R-Columbia Products (2267)
Intercom systems; camera headsets, headphones. (A4)
Circle (988) See ad page 186

Reach Electronics (4180)
Communications, SCA paging equipment. (S1)
Circle (989)

Recortec (H5430)
Tape conditioning equipment; VHS recorder adaptations. (V2)
Circle (990)

Rees Associates (4240)
Studio, facilities designs.
Circle (991)

Register Data Systems (659)
Automated station business software, equipment.
Circle (993)

Religious Broadcasters Assn. (4559)
Circle (1178)

Retex International (H6033)
Circle (994)

RF Technology (4243)
ENG microwave equipment; Faraday filters; wireless microphones; auto-tracking antennas. (A4, R2, S6)
Circle (995)

Richardson Electronics (2561)
RF power amplifier tubes; camera tubes. (R3)
Circle (996)

Rockwell International (2451)
Weather radar equipment; STL/ICR microwave systems.
Circle (998)

ROH/Anchor Audio (2234)
Audio monitors, DAs, sound systems; intercom, party-line, IFB systems; test equipment. (A4, S5)
Circle (999) See ad page 210

EEV KLYSTRONS SO MUCH MORE TO OFFER

*The most comprehensive range of
External Cavity UHF TV Klystrons*

WIDEBAND SERIES

	Transmitter output power	Frequency range	Typical Sync efficiency
K3773BCD	60-70 kW	470-860 MHz	44% to 48%
K3673BCD	55-60 kW	470-860 MHz	44% to 48%
K3573BCD	40-55 kW	470-860 MHz	43% to 46%
K3672BCD	55-60 kW	470-810 MHz	44% to 48%
K3572BCD	40-55 kW	470-810 MHz	43% to 46%
K3271BCD	15-30 kW	470-860 MHz	42% to 47%
K3270BCD	5-15 kW	470-860 MHz	42% to 47%

STANDARD SERIES

Low Band

K3276HBCD	40-55 kW	470-596 MHz	38% to 43%
K3382BCD	40-55 kW	470-590 MHz	38% to 42%
K3217HBCD	30-45 kW	470-590 MHz	40% to 42%
K3230BCD	10-30 kW	470-596 MHz	40% to 42%
K376L	10-30 kW	470-610 MHz	34% to 40%
K370/W series	5-10 kW	470-606 MHz	29% to 35%

Mid Band

K3277HBCD	40-55 kW	590-710 MHz	38% to 43%
K3383BCD	40-55 kW	590-702 MHz	38% to 42%
K3218HBCD	30-45 kW	590-702 MHz	40% to 42%
K3231BCD	10-30 kW	590-704 MHz	40% to 42%
K377L	10-30 kW	590-720 MHz	38% to 45%
K371/W series	5-10 kW	606-742 MHz	32% to 35%

High Band

K3278HBCD	40-55 kW	702-860 MHz	38% to 43%
K3384BCD	40-55 kW	702-860 MHz	38% to 42%
K3219HBCD	30-45 kW	702-860 MHz	40% to 42%
K372/W series	5-10 kW	740-860 MHz	32% to 35%

EEV Klystrons

AVAILABLE TODAY

See Us At
NAB Booth #3384

Circle (109) on Reply Card

USA: EEV Inc, 4 Westchester Plaza, Elmsford, NY 10523 Telephone: (914) 592 6050 Telex: 6818096 Fax: (914) 682 8922
CANADA: EEV Canada Ltd, 67 Westmore Drive, Rexdale, Ontario M9V 3Y6 Telephone: (416) 745 9494 Telex: 06 989363 Fax: (416) 745 0618
UK: EEV, Waterhouse Lane, Chelmsford, Essex CM1 2QU, England Telephone: (0245) 493493 Telex: 99103 Fax: (0245) 492492

Subsidiary of the General Electric Company plc of England
www.americanradiohistory.com

S&C

NEW AT NAB

Booth
2267

Request
Catalog CZ-2



Base Station Interface - Interfaces FM Wireless Intercom Headphones with any "Hard-Wired" system such as Clear Com, RTS, Telex, etc. Full or partial duplex. AC line (120v) or battery operation. Uses license-free frequencies.

ENG/IFB/Telephone - "Hands-free" telephone with exclusive features for ENG and "dial-up" IFB work. Small size 2" x 4" x 1" with a clip for attaching to the user's belt. New model has selectable tone or pulse dialing.

Ultra-Lightweight Cameraman's Headphone - Amplified headphone weighs less than 2 ounces and is available in single or double ear models. Boosts volume of carbon mic systems up to 5 times. Compatible with all types of TV cameras.

5-Channel FM Wireless Intercom Headphone - Self contained FM transmitter, receiver, battery supply, and microprocessor. Range is 150 yards (1/4 mile in open terrain) using any one of 5 selectable license-free frequencies.

R-COLUMBIA PRODUCTS CO., INC.


2008 St. Johns Ave., Highland Park, IL. 60035-2499 ■ (312) 432-7915 TWX: 910-692-2160

Circle (110) on Reply Card

TURBOCHARGE YOUR DELIVERY SYSTEM!

More than 2500 radio stations are cruising to Westar V and the SCS Radio Network Services. Drive your audio market with a quality system that gets you connected. FAST!

In addition to high performance, standard options and comfort features, SCS saves you money compared to using any other signal transportation system.



Call 1-800-331-4806 . . . We want to put you in the driver's seat!

Circle (111) on Reply Card

Rohde & Schwarz/Polarad (2706)
Audio, video, RF test equipment, signal generators, monitors; FM, TV demodulators. (R4, S6)
Circle (1000) [See ad page 315](#)

ROHN (4013)
Communications antenna support structures, towers; equipment shelters, lightning protection devices.
Circle (1001)

Rosco Laboratories (2547)
Chroma-key paints, background fabrics; effects equipment; lighting gels, projectors; stage plugs.
Circle (1002)

Roscor Corporation (3151)
News, production vehicles. (S7)
Circle (1003)

Ross Video (3377)
Video production switchers, keyers. (V6)
Circle (1004) [See ad page 303](#)

RPG Diffusor Systems (1125)
Studio acoustic treatment materials. (S3)
Circle (1005)

R/Scan (H5007)
Lightning detection equipment.
Circle (1006)

RTI/Research Technology (2566)
Videotape evaluators, cleaners; film editing systems. (S4, V3)
Circle (1007)

RTNDA (2703)
Circle (1179)

RTS Systems (4330)
Intercom systems; audio tone generators. (A4)
Circle (1008) [See ad page 62, 64](#)

Sachtler (3147)
Camera support products; pan/tilt heads, tripods, pedestals. (V1)
Circle (1009) [See ad page 111](#)

Saki Magnetics (671)
Recording heads, refurbishing services.
Circle (1010)

Samson Products (4273)
Wireless microphone systems.
Circle (1011)

Sanken Microphone (H6120)
Microphones.
Circle (1012)

Satellite Music Network (H6015)
Syndicated programming services.
Circle (1013)

SBE (3911)
Professional organization; certification program.
Circle (1014)

Schafer World Communications (539)
Automated CD players.
Circle (1015)

Schmid Telecommunication (1046)
Automated audio test systems.
Circle (1016)

WE'VE MADE A TON OF IMPROVEMENTS ON THE WORLD'S MOST POPULAR SNG® VEHICLE



Over a ton, in fact. Because our new SNG® 230 has a 2100-lb. greater weight capacity. With the same height (10'), size and economy of our most popular SNG® vehicle.

And we didn't stop there. Our new cutaway feature allows easy access from the cab to the work area. There's plenty of storage space: 155 cubic feet. A GVW of 16,900 lbs. Even a generator compartment that accommodates up to 20 KW.

The newest addition to the HUBCOM fleet has been improved from the inside out. And it's destined to become an industry standard in satellite news gathering transmission.

There's lots more we could tell you about the 230. (Like its highly advanced technology

and equipment.) And a lot more we could say about HUBCOM. (The fact we've got more SNG®'s on the road than anyone else, for example.)

But with a whole ton of improvements to consider, now's the time to call your HUBCOM representative. So you can start weighing the differences for yourself.

HUBCOM

HUBBARD COMMUNICATIONS, INC.

*The last word in technology from
the first name in the industry.*

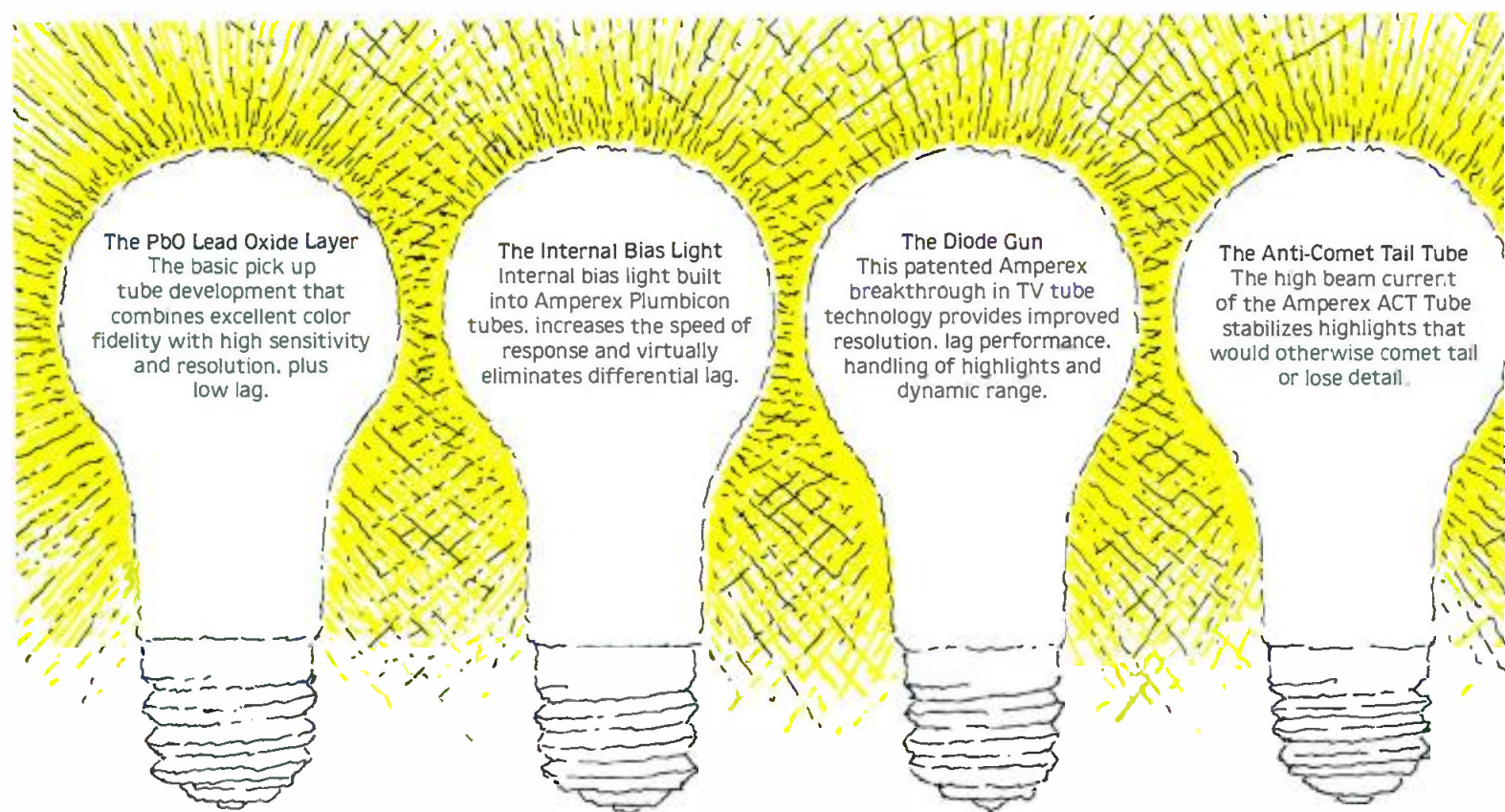
A subsidiary of Hubbard Broadcasting Inc.

12495 34th Street North, Ste. D, St. Petersburg, FL 33716

(813) 577-7759 (outside Florida) 1-800-623-2397

Easylink 62985215 International Easylink 8108630417





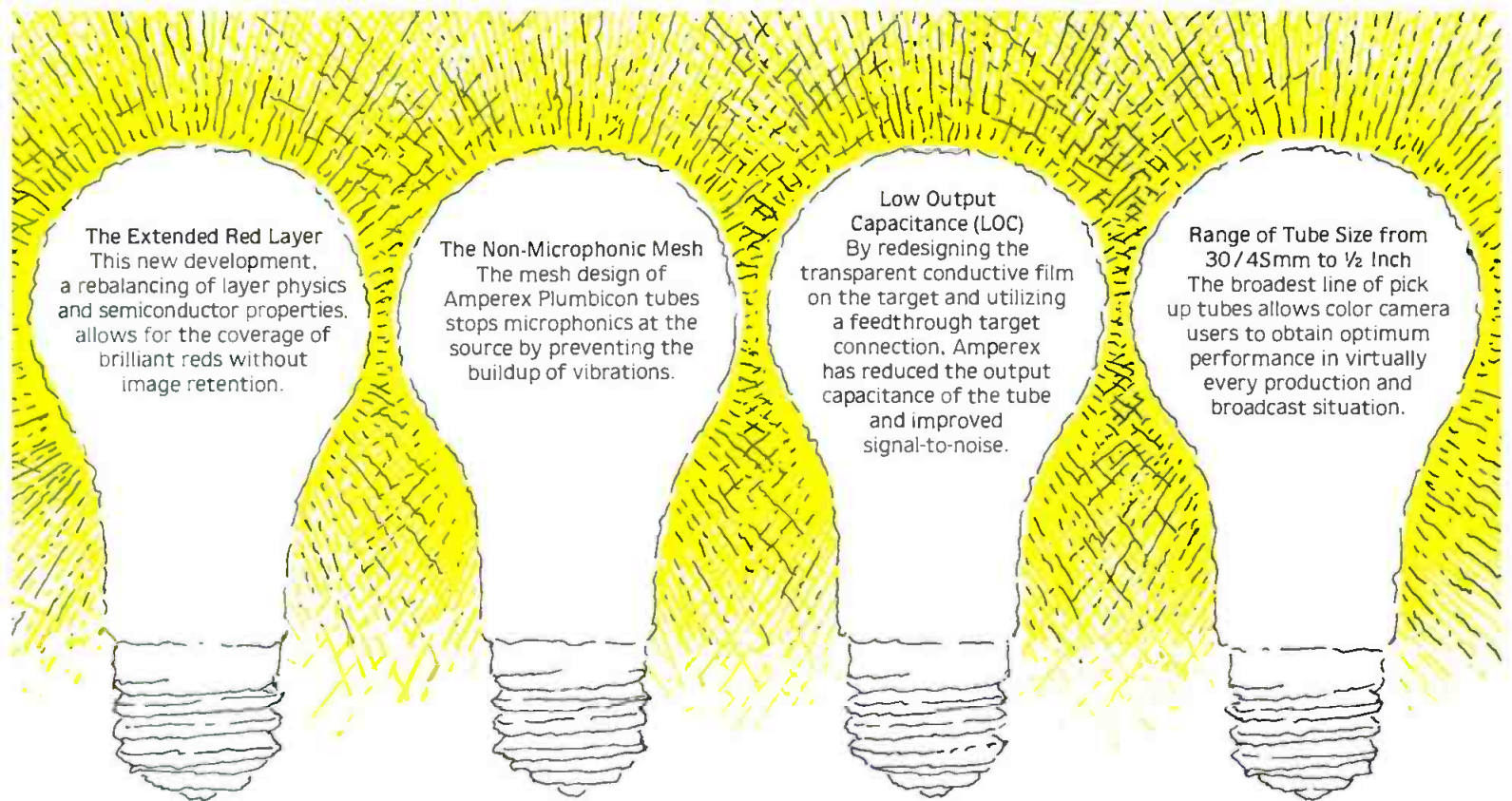
The PbO Lead Oxide Layer
The basic pick up tube development that combines excellent color fidelity with high sensitivity and resolution, plus low lag.

The Internal Bias Light
Internal bias light built into Amperex Plumbicon tubes, increases the speed of response and virtually eliminates differential lag.

The Diode Gun
This patented Amperex breakthrough in TV tube technology provides improved resolution, lag performance, handling of highlights and dynamic range.

The Anti-Comet Tail Tube
The high beam current of the Amperex ACT Tube stabilizes highlights that would otherwise comet tail or lose detail.

Eight brilliant ideas in TV



The Extended Red Layer
This new development, a rebalancing of layer physics and semiconductor properties, allows for the coverage of brilliant reds without image retention.

The Non-Microphonic Mesh
The mesh design of Amperex Plumbicon tubes stops microphonics at the source by preventing the buildup of vibrations.

Low Output Capacitance (LOC)
By redesigning the transparent conductive film on the target and utilizing a feedthrough target connection, Amperex has reduced the output capacitance of the tube and improved signal-to-noise.

Range of Tube Size from 30/45mm to 1/2 Inch
The broadest line of pick up tubes allows color camera users to obtain optimum performance in virtually every production and broadcast situation.

technology and what they mean to you.



The current high state-of-the-art of TV color cameras owes a great deal to the ideas and insights generated by Amperex and Philips. In fact, our corporate family has developed more innovations and refinements in pick up tube technology than anyone else.

Behind each flash of brilliance is a deep understanding of the broadcasting industry. We know, for example, how competitive pressures have created a need for cameras that deliver increasingly better performance in a variety of difficult situations.

We've responded... with one innovation after another until today, we offer the broadest line of extended performance Plumbicon® TV Camera Tubes. No matter what cameras you use—domestic or imported—we have the tube that can optimize their performance. Which makes the specifying of Amperex Plumbicon tubes a pretty bright idea in itself.

Made in Rhode Island, U.S.A. Delivered to you in twenty-four hours or less.

For more information call or write Imaging Products Group, Amperex Electronic Corporation, Slatersville, Rhode Island 02876. (401) 762-3800. A North American Philips Company. Outside the U.S.A. contact: Philips Electronic Components and Materials Division, 5600 MD Eindhoven, The Netherlands.

Visit us at NAB, Booths #2541-2545.

Amperex®
Amperex Imaging Products
... we see things your way.

Circle (113) on Reply Card

Schneider Optics (4110)
TV camera lens systems, accessories. (V1)
Circle (1017) [See ad page 55](#)

Schwem Technology (4584)
TV camera lens stabilizers, wide-angle lenses. (V1)
Circle (1018)

Scientific Atlanta (2343)
Satellite system antennas, electronics.
Circle (1019)

Selco/Sifam (863)
Equipment knobs, fuseholders, meters.
Circle (1020)

Sennheiser Electric (152)
Audio mixers; condenser, dynamic, wireless microphones; headsets. (A4)
Circle (1021) [See ad page 327](#)

SESCOM (2206)
Impedance interfaces; AF amplifier modules; audio dynamics processors, test products, monitors. (A4, S6)
Circle (1022) [See ad page 328](#)

SG Communications (1027)
Tower, antenna installation, services.
Circle (1023)

Sharp Electronics/Broadcast (4316)
TV cameras, video monitors, displays; VCRs; digital audio recorders; video printers. (A3, V1, V2, V8)
Circle (1024)

Shima Seiki (5704)
Circle (1206)

Shively Labs (109)
Single, multistation FM antennas, directional couplers, combiners.
Circle (1025) [See ad page 337](#)

Shook Electronics (PL)
Mobile video production vehicles. (S7)
Circle (1026)

Shure Brothers (203)
Mics, wireless mics; audio mixers, DAs, monitor amps; phono products; audio dynamics processors. (A1, A4)
Circle (1027) [See ad page 250](#)

Sierra Video Systems (H5315)
Distribution routing products; video signal processing equipment; signal generators. (S5, S6, V7)
Circle (1028)

Sigma Electronics (2075)
Blackburst, bar generators; video processors, DAs.
Circle (1029) [See ad page 226](#)

Singer Products (715)
Distributor: audio, radio, video equipment.
Circle (1030)

Skotel (4149)
Time code systems.
Circle (1031)

SMPTE (3913)
Professional organization; standards coordination.
Circle (1032)

Snell & Wilcox Electronic (4338)
TBC/synchronizer, standards conversion equipment.
Circle (1033)

Solid State Logic (1409)
Audio mixing consoles, console automation. (A1, A2)
Circle (1034) [See ad page 251](#)

H. A. Solutec (4541)
Stereo phase, test indicators; A/V DAs; commercial insertion equipment. (S1, S5, S6)
Circle (1035)

Sono-Mag (419)
Radio program automation; multicartridge carousel systems.
Circle (1036)

Sony Broadcast (2902)
TV cameras, video recorders, monitors; editing controllers; cassette automation systems; wireless mics. (A1, A2, A3, S1, S4, V1, V2, V8)
Circle (1037) [See ad page 24-25](#)

Sony Magnetic Products (2902)
Recording media, all formats. (S4)
Circle (1038)

Sony Professional Audio (2902)
Audio mixers; analog, digital audio recorders; microphones; signal processors; microphones. (A1, A2, A3)
Circle (1039) [See ad page 126, 288-289](#)

Sony Professional Video (2902)
Video recorders, monitors, editor controllers. (V1, V2, V8)
Circle (1040) [See ad page 86-87, 173-175](#)

Sound Ideas (2605)
Sound effects, music libraries.
Circle (1041)

Sound Technology (2479)
Audio system, distortion test, analyzer equipment; MTS switcher; audio filters. (S6)
Circle (1042) [See ad page 197](#)

Soundcraft (4377)
Audio mixing consoles. (A1)
Circle (1043)

Soundmaster International (H5010)
Audio editing controller; machine synchronizers.
Circle (1044)

Soundtracs (1245)
Audio mixing consoles, console automation. (A1)
Circle (1045)

Sprague Magnetics (255)
Audio recording heads, refurbishing.
Circle (1046)

Stainless (2553)
Broadcast/communications towers, accessories; services.
Circle (1047) [See ad page 260](#)

Standard Communications (1048)
Satellite receiving electronics. (R6)
Circle (1048) [See ad page 153](#)

Stanton Magnetics (849)
Phono cartridges, styli, preamps; headphones.

RM-440 USERS: WE HAVE THE WAY



A/B Rolls • Address Track Upgrades
VHS, Betacam and 3/4" Mixed Format Editing

See us at NAB **VIDVIDEO** 3919A W. Magnolia Blvd, Burbank, CA 91505
Phone (818) 845-1515 (800) 826-2035
Telex 9102503293 Easylink 62032221

Circle (147) on Reply Card

**Want more information on
advertised products? Use the
Reader Service Card.**



Robert Lankton, Chief Engineer
WDUV/WBRD in Bradenton, Florida

“Features and specs sold us on Auditronics 200 consoles.”

“Their performance and reliability keep us sold.”



“We wanted a console flexible enough to use in master control, production and news. We shopped for features and specs, but we also looked for ease-of-use and reliability. We got just what we wanted in our four Auditronics 200s.”

Features

“I insisted on outboard power supplies and no monitor amps in the console for noise reasons. I was impressed with Auditronics’ VCA technology, which at the time was not available elsewhere. We wanted the self-contained clock and timer. We needed the switching logic to interface between the A and B inputs, (a neat concept most other consoles don’t offer). And we needed a lot of extra line inputs to support our satellite feeds. We needed a first-rate telephone interface. Auditronics beat its competitor hands-down on this. And, of course, modular design was a must for serviceability. We got it all in the Auditronics 200.”

Specifications

“We go for the widest dynamic range we can get because much of our programming originates on CD. So the 200’s 3dB better S/N is really important. Everything on the Auditronics 200 tests out better than the specs they publish, and you can’t ask for more than that.”

Ease of Operation

“I found the 200 logically laid out and very easy to train our people to use. The jocks like them and can easily under-

stand them, which is very important to management.”

Reliability

“We’re just ecstatic about the Auditronics consoles. They’ve run 24-hours, 7-days since turn-on without a failure. What’s more, they’ve held their specs, which I check every month to audiophile standards.”

“Would I buy Auditronics again?”

“At WDUV/WBRD everybody is happy with both the Auditronics consoles and the support we’ve received from the company. We look forward to doing business with them again.” If you’d like to know more about why Rob Lankton swears by Auditronics consoles, call 1-800-638-0977 or contact



auditronics, inc.

3750 Old Getwell Road, Memphis, TN 38118
901-362-1350

Circle (116) on Reply Card

audio accessories. (A3, A4)

Circle (1049)

See ad page 130

Stantron Unit/Zero (1804)

Equipment, dubbing, duplication racks, enclosures. (S3)

Circle (1050)

See ad page 236

Star Case (2487)

Equipment transport cases. (S3)

Circle (1051)

Status Cabinetry (H5731)

Studio furnishings.

Circle (1052)

Steady-Film (H5113)

Telecine gate stabilizers; motion controllers; cutting devices; telecine lenses. (V1, V2, V3)

Circle (1053)

Steenbeck (2480)

Videotape, film editing systems. (V2, V3)

Circle (1054)

Storeel (2653)

Videocassette, CD storage systems; utility tape carts; (S3)

Circle (1055)

Straight Wire Audio/A+DR (352)

Distributor: Audio+Design/Recording audio processors; CD players; cart machine, phono preamps, stereo matrix systems.

Circle (1056)

Strand Lighting (2351)

Lighting instruments, dimmers, controllers, accessories.

Circle (1057)

Strata Marketing (1419)

Radio station business, accounting software.

Circle (1058)

Studer ReVox America (545)

Audio mixing consoles; audio recorders; CD players; machine synchronizers; monitor amps, speakers; telephone hybrids. (A3)

Circle (1059)

See ad page 11, 104

Studio Technologies (1633)

Stereo simulation, identification systems; mic preamps.

Circle (1060)

Sunspot (371)

Radio broadcast business software.

Circle (1061)

Swintek Enterprises (1302)

Wireless microphones, intercoms, headphones, video accessories. (S4)

Circle (1062)

Switchcraft (130)

Audio, video, connectors; patch panel accessories. (S2)

Circle (1063)

See ad page 89

SWR (4001)

FM/TV antennas, transmission line products. (R1)

Circle (1064)

Sylvania Lighting (2606)

Studio, stage lamps.

Circle (1065)

Symbolics/Graphics (H6003)

Electronic graphics art equipment. (V5)

Circle (1066)

Symetrix (672)

Audio dynamics processors; telephone interface systems. (A2)

Circle (1067)

System Associates (4154)

Reconditioned, used equipment brokers; distributor: video equipment.

Circle (1068)

Systemation (1151)

Radio automation hardware. (A3)

Circle (1069)

Taber (2718)

Audio recording heads; tape degaussers, cleaners, conditioners; tape.

Circle (1070)

Tamron Industries (3380)

ENG camera lenses, video image processors.

Circle (1072)

Tannoy North America (H6109)

Audio speaker/monitor systems.

Circle (1073)

Tapscan (620)

Music scheduling/inventory software.

Circle (1074)

TASCAM (2183)

Audio mixing consoles, recorders, processing systems. (A3)

Circle (1075)

See ad page 72, 74, 232

TIME COMPRESSION & EXPANSION VS. CUT AND PASTE EDITING

Fitting the best voice-over take to the right time

You could try to do this by physically editing the tape to shorten or lengthen pauses. But why spend the painstaking hours, when the Model 2400 does the whole thing in one pass? It will read timecode from any variable speed ATR or VTR, correcting pitch and EQ automatically. Operation is via straightforward front panel menus and dedicated function keys.

Tailoring the length of music beds

With the 2400, you can shorten or extend a bed to hit the cue even after it's been recorded. Lexicon's breakthrough in

audio processing produces superior audio quality an order of magnitude beyond previous devices. Advanced DSP architecture processes off-speed audio in phase-coherent stereo, without the artifacts normally associated with pitch shifting.

Expanding your sound effects library

The Model 2400's flawless pitch shifting lets you create new sound effects from existing recordings. A single door slam or tire squeal can now match dozens of visuals.

The Model 2400 is a fast, simple, non-disruptive method of fitting sound to image. Wouldn't a tool like that make your editing suite a better place to work? Find out just how much better: call Lexicon for a demo of the Model 2400 Stereo Audio Time Compressor/Expander.

lexicon

Lexicon Inc., 100 Beaver Street,
Waltham, MA 02154 (617) 891-6790



The Model 2400 has proven its effectiveness in fitting films, commercials and other programming to broadcast time slots: it also provides you new creative possibilities in editing and post-production.

See Us At NAB Booth #1209

Circle (55) on Reply Card



If film is dead, I must be in heaven

ADS 1-C

The Rank Quality CCD Digital Telecine

They tell me that television stations don't use film anymore. They say that film is dead.

So I don't tell them about my ADS 1 telecine from Rank Cintel. Why should I share the secret of my success?

My ADS 1 CCD telecine lets me run film like a tape machine. I edit electronically — no blades. I transfer film 24 hours a day — no breakdowns. And it saves me money. I'm the only Rank house in town.

The station manager likes it too. It's entirely self sufficient. Its varispeed function gives us two and a half minutes of extra ad time per hour.

I appreciate it too: The ADS 1 automatically color corrects. Its electronic dirt concealment hides film defects. It's the improved CCD imager that really makes a difference.

So let them say all they want about film. Let them run their old TK28/29's. Our station looks better because our film-to-tape transfers are better.

And I'm sitting back getting all the credit while the ADS 1 does all the work.

"The ADS 1 is part of our systems approach toward automation. We are looking at very substantial and significant gains in station productivity with this equipment."

Hal Protter, Vice President
Gaylord Broadcasting

"Provides all the technology and convenience needed to produce top quality images for our audience."

Andy Murphy, Erv Vanags
WMSN-TV, Madison, Wisconsin

"It has given our station that technical edge we have been looking for..."

Bob Olsen, Chief Engineer
KSCH-TV, Rancho Cordova, California

**Take the hassle out of film
broadcasting — call us at
(914) 268-8911-2-3**

Rank Cintel, Inc. Head Office
704 Executive Blvd.
Valley Cottage, New York 10989
Tel: (914) 268-8911
Fax: (914) 268-5939



Rank Cintel Inc.

Midwest Sales Office
33 West Higgins Rd.
South Barrington, IL 60010
Tel: (312) 426-2450
Fax: (312) 426-8693

West Coast Sales Office
13340 Saticoy, Unit F
North Hollywood, CA 91605
Tel: 818-765-7265
Fax: 818-765-3315

Circle (122) on Reply Card

www.americanradiohistory.com

- TDK Electronics** (4161)
Phono products; recording media.
Circle (1076)
- TEAC** (2183)
Optical disc recorders.
Circle (1077)
- Teatronics** (4514)
Lighting dimmers, controllers. (V4)
Circle (1078)
- TECCOM** (2982)
Circle (1079)
- Technov Industries** (2484)
Editing controllers; blackburst, sync generators;
A/V DAs. (V7)
Circle (1080)
- TEKNO** (H5802)
Lighting instruments, lamps, accessories;
cycloramas, painted canvas backgrounds; rail
systems; power inverters. (V4)
Circle (1081)
- Tekskill Industries** (1625)
Computer prompting systems.
Circle (1082)
- Tektronix** (3320)
Audio/video/RF test equipment; waveform,
vector, picture monitors; TBC/synchronizers;
audio delay systems; modulation monitors;
spectrum analyzers. (S6)
Circle (1083) [See ad page 105-107](#)
- Telemet** (3722)
Audio/video distribution routing switchers,
DAs; video encoders, decoders; TV
demodulators; fiber optic products; sync/test
generators. (R4, S6)
Circle (1084) [See ad page 102](#)
- Telemetrics** (4177)
Remote controlled camera mount products. (V1)
Circle (1085) [See ad page 38](#)
- Telepak San Diego** (4569)
Battery belts; equipment cases. (S3)
Circle (1086)
- Telescript** (4138)
Computer prompting systems.
Circle (1087)
- Telesource Communications** (4160)
Circle (1207)
- Television Engineering Corp** (1856)
Mobile production vehicles; facilities designs;
equipment distributors. (S7)
Circle (1088)
- Television Equipment Associates** (2601)
Matthey video delays, filters; Rascal headsets;
Elcon tape evaluators. (A4, S6)
Circle (1089) [See ad page 332](#)
- Television Labs** (5721)
Circle (606)
- Telex Communications** (4113)
Wireless microphones, intercom systems; mics.
(A4)
Circle (1090) [See ad page 308](#)
- Telmak Pty. Ltd.** (5908)
Circle (1190)
- Tennaplex Systems** (1814)
FM, TV antennas, multisignal combiners; RF
field strength meters; transmission line pro-
ducts. (R1, S6)
Circle (1091) [See ad page 212](#)
- Tentel** (4017)
VTR/VCR alignment tools. (S6)
Circle (1092) [See ad page 208](#)
- Texar** (H5415)
Audio signal dynamics controllers.
Circle (1093) [See ad page 275](#)
- TFT** (1109)
Remote pickup systems; STLs; transmitter
remote control systems; EBS equipment;
modulation monitors; distortion analyzers. (R2,
R4, S6)
Circle (1094) [See ad page 287](#)
- Theatre Service/Supply** (2580)
Studio draperies, tracks, fixtures; lighting grids,
hardware; scenic supplies. (V4)
Circle (1095)
- Theatre Vision/TVI** (4549)
Studio fixtures, dimmers, power distribution
equipment; cys, tracks, chromakey fabrics.
Circle (1096)
- Thermodyne International** (1319)
Protective equipment transport containers.
Circle (1097) [See ad page 246](#)
- Thomas Engineering** (2066)
Structural materials, studio-related.
Circle (1098)
- Thomson Electron Tubes/Devices** (1219)
RF power tubes; solid-state devices; camera
tubes, CCDs. (R3)
Circle (1099)
- Thomson-DTE** (3333)
Digital slide scanners, digital video component
production switchers. (V2, V6)
Circle (1100) [See ad page 279](#)
- Thomson Video Equipement** (3333)
TV cameras; digital video switching, effects
systems; CCD slide scanners; video recorders;
electronic graphics systems.
Circle (1101) [See ad page 195](#)
- Thomson-LGT** (3333)
FM, TV transmitters, translators/transposers.
(R1, R6)
Circle (1102) [See ad page 245](#)
- Tiffen Mfg** (2223)
Photo-optical filters. (V1)
Circle (1103)
- TimeLine** (1629)
Time code products; machine control, deck
synchronizers. (V2)
Circle (1104)
- Times Square Lighting** (2472)
Lighting instruments, lighting control systems.
Circle (1105)
- Titus Technological Labs** (557)
On-air lights; multichannel audio controllers;
automation equipment; test, monitoring
products.
Circle (1106)
- TMD div/Will-Burt** (3687)
Pneumatic portable antenna support systems.
(R7)
Circle (1107) [See ad page 160](#)
- Toko America** (N.A.)
Video frame memory systems. (V7)
Circle (1177)
- Torpey Controls & Engineering** (1205)
Station clock systems, timers; Key Video switch-
er systems.
Circle (1108)
- Toshiba America** (4320, PL)
Special purpose cameras; audio, video delay
systems; satellite electronics. (V1)
Circle (1109) [See ad page 269](#)
- Total Spectrum Mfg** (2069)
Camera mounting systems, remote controllers;
ENG accessories. (V1)
Circle (1110) [See ad page 31](#)
- Townsend Broadcast Systems** (4356)
Videocassette automation systems; TV
transmitters, antennas. (S1)
Circle (1111) [See ad page 213](#)
- TransImage International Ltd** (3587)
TBC time-sharing systems, associated A/V
signal control devices.
Circle (1112)
- Transmission Structures** (839)
Broadcast/communications towers, services.
Circle (1113)
- Trident Audio** (1008)
Audio mixing consoles.
Circle (1114)
- Trimm** (H5432)
Patch panels, connectors; terminal blocks.
Circle (1115)
- Trompeter** (4156)
Patch panels, cords; connectors; cable
assemblies.
Circle (1116)
- TTC/Television Technology** (1801)
TV transmitters, translators. (R1, R3, R5)
Circle (1117) [See ad page 75](#)
- Twentier Systems** (5805)
Electronic newsroom systems.
Circle (1205)
- TWR Lighting** (H5524)
Tower obstruction lights, controllers. (R7)
Circle (1119)
- Ultimatte Corporation** (4380)
Video compositing systems. (V7)
Circle (1120)
- Union Connector** (2584)
Electrical distribution, power controllers for
studio lighting systems. (S2)
Circle (1121)
- Uni-Set** (1834)
Studio fixtures, furniture.
Circle (1122)
- United Ad Label** (H5626)
Promotion materials.
Circle (1123)

ENTER
THE 4.2.2. WORLD



"LE STUDIO NUMERIQUE"[®] WE DEVELOPED IT FIRST. WE MADE IT FIRST. AND NOW WE DELIVER IT.

Our latest success: "Le studio numérique"[®]. The world's first fully operational Serial Component Digital switcher. The digital switcher that's available now.

Digital - for impeccable production quality. Even with multiple generations Thomson is making you an offer you can't refuse with their Digital switcher "Le studio numérique"[®].

Component Digital - avoid unnecessary coding and decoding; the Component Digital switcher is your only choice.

Serial Component Digital - picture source and other peripheral devices are easily connected. All you need is standard coaxial cable. The Serial Component Digital Switcher. Get the picture? You will with Thomson - every time.



THE ALL DIGITAL STUDIO

*"LE STUDIO NUMERIQUE" is a registered trade mark of Thomson.

See us at NAB Booth #3333
Circle (123) on Reply Card



THOMSON VIDEO EQUIPEMENT

- United Media** (4363)
Videotape editing controllers; editing switchers; time code products. (V2)
Circle (1124)
- United Ropeworks (USA)** (724)
Tower guying materials, accessories.
Circle (1125) [See ad page 216](#)
- UPI/United Press** (1309)
News programming services.
Circle (1126)
- UREI** (4377)
Studio monitors, power amps; audio mixing consoles; audio dynamics processors.
Circle (1127)
- Ushio America** (5325)
Circle (1208)
- U.S. Tape & Label** (625)
Self-adhesive labels, promotional materials.
Circle (1128)
- Utah Scientific** (3344)
Master control, distribution routing switchers, control panels; VTA Technologies video signal processors, color correction systems.
Circle (723) [See ad page 158-159](#)
- Utility Tower** (733)
Broadcast/communications towers, services.
Circle (1129)
- Valentino Production Music** (2612)
Production music/effects libraries.
Circle (1130)
- Valley International** (104)
Audio dynamics processors; noise reduction units.
Circle (1131)
- Valmont Industries** (H5833)
AM antennas; antenna support equipment.
Circle (1132)
- Varian Associates** (3725)
Grid power tubes; klystrons, Klystrodes; TWT, microwave devices. (R3)
Circle (1133) [See ad page 39, 122-123, 169, 217](#)
- Varian Continental TVT** (324)
AM, FM, TV transmitters; exciters, RF generators; microwave systems. (R2)
Circle (1134) [See ad page 166](#)
- VEAM/Litton** (H5532)
Power connectors; fiber optic products.
Circle (1135)
- Vector Technology** (1509)
AM DA phasing, matching systems; toroidal transformers; FM broadcast transmitters. (R1)
Circle (1136)
- VG Electronics Ltd** (503)
Radio data encoders; teletext systems (V5, S1)
Circle (1137)
- Video Accessory** (2617)
Sync/color bar generators; video DAs. (S5, S6, V7)
Circle (1138) [See ad page 338](#)
- Video Associates Labs** (2704)
Videograph titling keyers. (V7)
Circle (1139)
- Video Brokers** (H5627, PL)
Circle (1140)
- Video Design Pro** (H6114)
Computer aided design software. (S1)
Circle (1142)
- Video Financial** (4571)
Equipment leasing, financing plans. (S7)
Circle (1143)
- Video Int'l Development** (2577)
TBC, synchronizers, standards converter systems. (V7)
Circle (1144) [See ad page 319](#)
- VideoLab** (H5004)
Retrofits for VCRs; shuttle, balanced audio, time code modules. (V2)
Circle (1145)
- Videomedia** (3966)
Videotape editing controllers; machine synchronizers. (V2)
Circle (1146)
- Video Services Unlimited** (6118)
Camera support equipment.
Circle (1071)
- Videotek** (3074)
DAs, routing/production switchers; waveform, vector monitors; video monitors; SC/H phase indicators; demods; sync/blackburst generators; frame store/synchronizers. (V6, V7, S5)
Circle (1147) [See ad page 117, 119](#)
- Viking Cases** (4145)
Equipment transport enclosures.
Circle (1148)
- Vinten Equipment** (1425)
Camera support products; pan/tilt heads, tripods, pedestals; combo packages; remote camera controllers. (V1)
Circle (1149) [See ad page 282-283](#)
- Vital Industries** (3247)
Video switchers, digital effects equipment.
Circle (1150)
- Voodoo Technology** (4338)
Time code systems.
Circle (1182)
- Vortex Communications** (753)
Distribution routing switchers. DAs; sync generators, ID signal generators. (V7, S5)
Circle (1151)
- Ward-Beck Systems** (3876)
Audio mixing consoles; audio distribution products; intercoms; audio metering systems. (A1, A4)
Circle (1153) [See ad page BC](#)
- WATCO Inc** (H5006)
Ku-band satellite transmitters, combiners/redundancy switching, remote control equipment. (R6)
Circle (1154)
- WaveFrame** (H5821)
Digital audio workstation, hard disk recorder, editor.
Circle (1155)
- Wavefront Technologies** (H5235)
Electronic videographics, animation equipment.
Circle (1156)
- WeatherBank** (1012)
Weather information computer systems.
Circle (1157)
- Wegener Communications** (1133)
Microwave SCPC decoders, encoders; network controllers; digital audio transmission systems. (R4)
Circle (1158)
- Westlake Audio** (H6019)
Audio monitors, speaker enclosures; audio product distributor.
Circle (1159)
- Wheatstone Broadcast Group** (110)
Audio mixing consoles. (A1)
Circle (1160)
- Wheelit** (2583)
Production utility carts, computer furniture. (S3)
Circle (1161)
- Whirlwind** (4169)
Audio cables, assemblies, connectors; direct boxes; cable test units. (A1, A4)
Circle (1162)
- H. Wilson** (5000)
Furniture, cabinetry for audio, video, computer equipment.
Circle (1163)
- Winsted Corporation** (2680)
Modular equipment racks, control room fixtures. (S3)
Circle (1164) [See ad page 56, 67](#)
- Wireworks Corporation** (1810)
Audio/video cable, wire, wiring harnesses.
Circle (1165)
- Wold Communications** (2448)
Satellite time brokers, program distribution.
Circle (1166)
- Wolf Coach** (4327)
Mobile TV production vehicles.
Circle (1167)
- World Tower** (1301)
Communications/broadcast towers.
Circle (1168)
- WSI** (4171)
Weather graphic database, satellite imagery; sports information package. (V5)
Circle (1169)
- Yamaha Music** (H5213)
Audio mixers, speaker systems; audio delay, effects systems. (A1, A2, A4)
Circle (1170) [See ad page 258-259](#)
- Yamashita Engineering/YEM** (H5913)
TBCs, synchronizers, sync generators; video encoders. (V7)
Circle (1171)
- Zenith Electronics** (H5630)
Captioning, on-screen text data decoders. (V5)
Circle (1172)
- Zonal Ltd/MAG-ZON** (1621)
Recording media, various formats. (S4)
Circle (1173)

★ NEW ★
GRAPHIC PRINTOUT!

THE NEW ★ TOP GUN ★ IN AUDIO TESTING!

THE ST3100A PROGRAMMABLE AUDIO GENERATOR
AND THE ST3200B AUDIO ANALYZER



THE NEW 3000 SERIES AUDIO TEST SYSTEMS FROM SOUND TECHNOLOGY



There's a new TOP GUN in audio testing ... the Sound Technology 3000 series. The 3000 series is singularly THE most flexible audio test system available. And, with its exclusive on-board FSK automation, the 3000 series becomes THE most practical audio test system to automate! Here are a few of the features:

ULTIMATE FLEXIBILITY

- The 3000 series can be configured as a separate oscillator and analyzer for remote work OR in one main-frame as an audio test system.
- The 3000 series is portable. Use the 3000A manually for troubleshooting OR use the built-in automation for quick and comprehensive checkouts.
- Obtain tabular or graphic hardcopy directly from the Analyzer to a standard dot matrix printer!

PRACTICAL AUTOMATION

- Automate benchmark testing using the 3000's built-in automation OR use ST's IBM®/compatible bundled software with the 3000's industry standard GPIB and RS-232 interfaces!
- Automate remote tests using built-in FSK automation: no need for modems, computers or phone lines!
- Simple automated playback testing: record FSK automation on audio tracks of ATR's and VTR's. Analyzer then automatically tracks overall playback performance. Excellent for testing multiple playback-only machines!

With the ST3000 series you have ultimate flexibility with no compromises. For instance, true-floating transformerless balanced outputs allow for the world's finest squarewave output. And no one offers a greater selection of waveforms. Finally, our specifications are the finest one can encounter.

Contact us now for full technical and applications information. Learn firsthand why the ST3000 series is the TOP GUN IN AUDIO TESTING!

S SOUND T TECHNOLOGY

1400 Dell Avenue
Campbell, California 95008
(408) 378-6540 Telex: 357445



*Put The Best
To Test!*

In Canada, contact the Pringle Division
at (416) 222-2447

Circle (254) on Reply Card



**See Harry at NAB.
Hear the *big* news.**

QUANTEL

Quantel Inc., 655 Washington Boulevard, Stamford, Connecticut 06901, USA. Tel: (203) 348-4104 Fax: (203) 356-9021

Circle (255) on Reply Card

NEW AT NAB

The following pages contain a listing of new products that manufacturers have told us they plan to debut at NAB '88. These products include items that have been brought to market since the 1987 show, as well as enhanced versions or production models of prototype equipment displayed at previous exhibitions. We've included some general information about the products, as provided to our staff by the manufacturers.

"New at NAB" is broken down into four general categories: *audio*, *RF/tower*, *support* and *video* products. Each is further subdivided as appropriate, and each of the subcategories has been assigned a code number, such as A1 or V4. (These code numbers are cross-referenced in the "Exhibitor Listings," which begin on page 150.)

For easy reference, see the following outline. It tells you what products can be found in each category and indicates the page where that product category begins. By using this system, you should be able to find helpful information about the introductions that interest you most.

Group A—Audio Products

- **A1** (200): Audio/mic mixers, consoles.
- **A2** (202): Processing systems (delay, dynamics, noise reduction, telephone interface).
- **A3** (208): Recording systems (cart, reel, cassette, disc, analog, digital, editing).
- **A4** (212): Sources, monitors (mics, wireless mics, RPUs, phono/CD players, intercoms, headphones, headsets, speakers).

Group R—RF/Tower Products

- **R1** (216): Radio, TV transmitters, antennas, transmission line materials; tower products.
- **R2** (222): Microwave products (ENG, ITFS, MDS, STL electronics, antennas).
- **R3** (224): Power amps, cavities, power supplies, power devices, loads.
- **R4** (226): Receivers, demods, modulation monitors.
- **R5** (226): Exciters, RF generators (SCA, MTS stereo, SAP, PRO, SCPC, FM, AM).

- **R6** (228): Satellite system electronics, antennas, mounts.

Group S—Support Products

- **S1** (228): Automation hardware, software (business, program, newsroom); data transmission systems; timers, clocks; remote-control systems; paging systems.
- **S2** (233): Cable, wire, fiber optics, connectors, patch panels.
- **S3** (234): Cases, racks, studio furnishings, equipment carts; acoustical materials.
- **S4** (236): Recording media, degaussers, tape maintenance products.
- **S5** (238): Signal distribution equipment (DAs, routing switchers, control panels); audio attenuators.
- **S6** (242): Test, monitor equipment; tools; filters, delay lines; power conditioning; meters, knobs; RF loads/calorimeters.
- **S7** (248): Production vehicles, facility design, construction; financing programs, equipment rental; promotional products.
- **S8** (250): Programming services, music/effects libraries; satellite distribution.

Group V—Video Products

- **V1** (250): Video cameras, lenses, optical filters; tripods, pan/tilt heads, pedestals, other camera support equipment; camera control systems.
- **V2** (258): Recording systems (tape, disc, solid-state, analog, digital), editing; time-code equipment, transport synchronizers; animation systems, still-stores.
- **V3** (262): Film cameras, telecines, film conditioners, cleaners.
- **V4** (264): Batteries, chargers, analyzers; lighting equipment; accessories; grip equipment; non-electronic visual effects.
- **V5** (264): Digital graphics, titling (on-screen captioning, teletext), effects, weather graphics; video production systems, prompters.
- **V6** (324): Production, master control switchers.
- **V7** (326): TBC/synchronizers, standards/format converters, keyers/compositors; signal correction systems; sync generators; vertical interval ID devices.
- **V8** (329): Video monitors, projection systems, displays.

Audio Products

A1: Mixers

AMEK/TAC (145)
SCORPION: audio production console with stereo line input modules.
CLASSIC: large-scale broadcast audio production mixer.
Interface: serial video control interface for BC-II and Classic audio consoles.
Circle (533)

AMS/Calrec (3372)
Assignable 88: latest version of the Calrec digitally assignable TV broadcast, production console.
Circle (538)

Audio Developments (2330)
AD 110: digital edit mixer.
AD 145-E: edit mixer in 4-, 6- or 8-input configurations.
AD 150: mic/line module.
AD 066-10: mic splitter.
AD 062-7: editing mixer; 8-16 input system.
Circle (1181)

Audio-Technica (665)
AT4462: portable stereo ENG/EFP mic mixer.
Circle (567)

Autogram (124)
Updated modules: for IC-10, AC-6, AC-8 on-air audio mixers.
Circle (572)

Broadcast Electronics (303)
Mixtrak-90: modular audio mixer for on-air

work; 12, 18-input models; stereo capability; sequencing allows operator to setup entire station break for automatic performance, including equipment starts.
Circle (607)

Dorrough Electronics (458)
Model 700: on-air console; dual channel system; 7-position with 15 line, 3 mic inputs; loudness meter option.
Circle (713)

FOR-A (3169)
AS-740: audio-follow mixer; operates with FA-740 TBC/EC-740 editing controller.
Circle (767)

Gentner Electronics (265)
Versa Mixer: 4 mic/line portable or rack-mount mixer; integral 4-output headset amp; each mic has its own output, each headset has its own input or master input.
Circle (779)

Harrison Systems (125)
AIR-790: on-air radio mixing console.
PRO-790: audio production, edit suite console.
Circle (798)

Mitsubishi Pro Audio (1419)
Westar 8300: film re-recording console.
Circle (904)

Neotek (H5530)
Essence: audio console; increases efficiency, productivity of multitrack effects, layup, ADR, Foley recording, post production assembly, synthesizer sampling and assembly.
Circle (928)

Orion Research (1641)
Newsmaker: audio console with Remem Recall memory system; universal input modules; upgrade software based on AMU system with additional features for TV applications.
Circle (947)

Panasonic/RAMSA (2938)
WR-T820B: 8-bus recording console.
WV-8119: surround module for WR-842B post production audio console.
Circle (956)


RAM Broadcast Systems (170)
SX-18: stereo on-air console.
Circle (985)

Shure Brothers (203)
FP51: portable gated compressor-mixer.
Circle (1027)

Solid State Logic (1409)
G series: fully integrated working environment based on SSL Master Studio System.
G series computer: computer hardware with on-board memory, high capacity disk cartridges; optional remote keyboard.
Circle (1034)

Sony Professional Audio (2902)
MXP-3036 enhancements: software upgrade, wild fader option; vacuum fluorescent light meters.
Circle (1039)

Soundcraft (4377)
TS-12 automation: new automation system, exclusive for TS-12 console.
SAC-200: stereo on-air, post-production console.
***200BV/E:** 8-input model of series 200B console; for applications with video editor.



The right time all the time.

The broadcast industry demands perfect timing. When the exact time on all your clocks is critical, you can rely on the high quality and reliability of TN master and slave clocks.

Over 50 different designs are all exceptionally silent running and easy to read even from a distance.

Call or write for a free brochure:

TIME SERVICE SYSTEMS INC.

30 East Beaver Creek Rd.
 Suite #117
 Richmond Hill
 Ontario L4B 1J2
 Phone (416) 764-7720
 FAX (416) 479-9081
 Telex 06-966585



TELENORMA
 BOSCH Group

Circle (127) on Reply Card

Sonosax Mixers.

Simply the best!

Swiss Excellence

Professional Sound Corporation
 U.S. Importer (818) 760-6544

Circle (128) on Reply Card

Reconfirm your involvement in
 the broadcast industry!
 Renew your subscription
 today.

Video Distribution Amplifier in a Chip



VBB-1

A low-cost solution to video distribution. VBB-1 is a high performance hybrid video amplifier/line driver with two outputs. Its specifications are outstanding and it is easy to use. Two of these and you have a 1 IN, 4 OUT DA. Excellent for component video.

Call or write:

415-792-8684

415-361-1253 Message Ctr.



ADVANCED VIDEO ASSOCIATES
 400 Walnut St., Ste. 101, Redwood City, CA 94063

Circle (130) on Reply Card

2001 is here, now!



(Chart image on analyzer is actual output from the 2001 switcher.)

Wide band switchers for any size system.

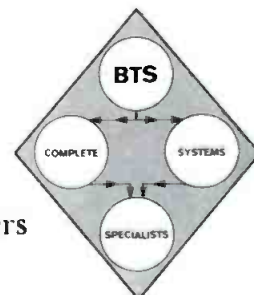
The new Bosch TVS/TAS-2001 Video/Audio Routing Switcher demonstrates a video bandwidth of more than 30 MHz — measured with a **full-amplitude** (1 V P-P) sine wave or video signal.

The TVS-2001 takes advantage of the newest technology to reduce signal path length, providing the flattest possible response through every stage. The resulting overall bandpass, as plotted by a HP3577A Network Analyzer, is shown above.

With a completely new approach to switcher bus architecture, and a companion line of 30 MHz distribution amplifiers, the TVS/TAS-2001 is designed to deliver wide band performance with matrix sizes of 200 inputs x 200 outputs or more.

Whether for composite/component switching today, or high definition tomorrow, your best choice is TVS/TAS-2001: the **Precision** router.

BTS Inc.
P.O. Box 30816
Salt Lake City, Utah
84130-0816
Phone: (801) 972-8000
Sales and Service Headquarters
Phone: (201) 529-1550



BTS Broadcast
Television
Systems

A joint company of Bosch and Philips

Regional Sales Offices

New York City (201) 529-1550	Midwest (312) 803-8060	Northeast (207) 283-0777	Allegheny (201) 529-1550	Mid-Atlantic (703) 461-0188	Southeast (904) 492-1600	Southwest (512) 335-1481	Great Plains (507) 334-1891	California (818) 766-8184	Intermountain (801) 972-8000
---------------------------------	---------------------------	-----------------------------	-----------------------------	--------------------------------	-----------------------------	-----------------------------	--------------------------------	------------------------------	---------------------------------

Circle (131) on Reply Card

***6000 console:** split bus architecture; monitor for 24-bus, expands to 32-track.
Circle (1043)

Soundtracs (1245)
FM range: updated, modular audio mixing consoles; six mainframes, 11 modules allow various configurations including production; dubbing, sweetening, matrix, sound reinforcement.
Circle (1045)

Systemation (1511)
X7-DR: RDAT with Systemation control.
Circle (1069)

Ward-Beck Systems (3876)
RP2200: radio production console; in-line EQ, multitrack interfacing to existing WBS radio consoles.
Circle (1153)

Wheatstone Broadcast Group (110)
Model A20: mid-market radio on-air console; 10-input system.
TV500: master control console.
Circle (1160)

Whirlwind (4169)
US-M-8: 8-channel stereo rack mixer.
Circle (1162)

Yamaha Music (H5213)
Stereo series consoles: MC802, MC1202, MC1602 with 8, 12, 16 inputs, respectively; 3 aux sends, headphone cue system.
Monaural powered mixers: EM1400, EM1600, EM1800 for 4, 6, 8 inputs, respectively; 150W 4Ω, two aux sends, integral reverb.
Sound Reinforcement Handbook: 400 pages answer often-asked questions; illustrated.
MV422 multiple source mixer: four inputs and

eight stereo inputs with input switch/routing section.
DMP7: digital mixing processor; 8x2 console with digital EQ, three integral digital effects processors, moving fader memory.
Circle (1170)

A2: Processors, amplifiers

- Compressors
- Limiters
- Noise reduction
- Delays, effects
- Telephone hybrids

AKG Acoustics (1145)
ADR 68K V.4: 16-bit digital reverb sampler, effects processor; 32s sampling, real-time MIDI parameters.
Circle (518)

ANT Telecommunications (170)
E-413: 24-channel Telcom C4 noise reduction system.
Circle (544)

Aphex Systems (870)
Model 124: 10/4 audio level interface; converts -10dB unbalanced lines to servo-balanced +4dB or +8dB outputs; simplifies interconnecting VCRs, cassette decks, CD players, IHF equipment in the studio.
Model 602: 2-channel expander, gate, ducker; controls for attack, hold, release, ratio, depth;

high-/low-pass filters.
Circle (548)

Bradley Broadcast Sales (140)
Telos 100: second generation digital telephone interface.
Circle (602)

BSW Broadcast Supply West (365)
Orban 222A: spatial enhancer audio processor.
Circle (614)

CRL Systems (133)
BAP-2000: broadcast audio processor; mono FM limiter with applications for LPTV; sync filter for TV use includes jumper to remove filter from circuit for radio use; input AGC circuit.
Circle (681)

dbx (2620)
Model 1531P: graphic equalizer.
Circle (696)

Eventide (H5529)
H3000 Ultra-Harmonizer: pitch change and audio effects processor.
Circle (750)

Gentner Electronics (265)
EFT battery pack: Remote system accessory; dc power for EFT equipment; four hour capacity.
EFT-1000A: single line 2-way frequency extender; auto operation features, two telephone couplers, integral mic/headset amps.
Hybrid coupler: send/receive capability.
Auto hybrid: auto-answer telephone coupler; send, receive capability.
EFT-100: single line 2-way frequency extender;

Live Assist and more!

CABS delivers an integrated Computer Aided Broadcasting System from Library Maintenance to Analysis of Aired Events.

- Music and commercial library management
- Sophisticated programming and scheduling criteria
- Live assist with full control of audio peripherals



- Announcer information, live tags and schedule enquiry
- Analysis of formats, aired events and their relationship to station ratings.

DKW
SYSTEMS INC.

#730, 9919-105 Street
 Edmonton, Alberta Canada T5K 1B1
 (403) 426-1551

See Us At NAB Booth 4082
 Circle (132) on Reply Card

DIAL ACCESS CONTROL

Use any touch phone and ordinary dial-up lines to operate up to eight separate remote site functions and also check the states of up to eight external inputs. Audible telemetry acknowledges commands and indicates the on/off condition of each external input.



- Rack and wall mount versions
- Four selectable modes
 1. Latched
 2. Momentary
 3. 1 of 4 exclusive OR latched
 4. 1 of 8 exclusive OR latched
- User programmable access code
- Master reset function
- Eight form C relay outputs
- Eight ext. sense inputs
- Auto answer on 1-8 ring
- LED status indicators
- + 12 VDC powered

\$449

Inquire about Simplex, Half Duplex and Full Duplex phone patches and other DTMF controller products.



CONNECT SYSTEMS INC.

23731 Madison St., Torrance, CA 90505 (213) 373-6803

Circle (133) on Reply Card


A black Bosch control console is the central focus, angled towards the viewer. It features a large array of buttons, some with small screens, and a prominent red emergency stop button. Above the main console, a smaller Bosch unit with a digital display and several analog meters is visible. The background is a vibrant yellow-to-orange gradient, overlaid with a grid of station call letters in a bold, sans-serif font. The letters are arranged in rows and columns, creating a dense pattern of station identifiers. The overall composition suggests a professional broadcast environment.

[illegible]

www.americanradiohistory.com

PLUG INTO AUDIO-LINE PRODUCTS

AUDIO-LINE



Long-Frame & MINI:

- Telephone Jacks
- Jack Panels
- Patch Cords
- Pre-Wired Patch Panels

Call or write for information on these and
other Audio-Line products.

audio accessories
audio line

AUDIO ACCESSORIES, INC., MILL STREET, MARLOW, NH 03456 (603) 446-3335

See Us at NAB
Booth 5729
Hilton Center

Circle (135) on Reply Card

use in conjunction with user's telephone hybrid.
Silence sensor: detects presence, loss of audio;
programmable timeout from 1s to 99 min.
Handset interface: provides telephone interface
for EFT equipment via telephone handset.
Remote systems: complete packaged systems
to simplify setup and operation for telephone
remotes; all equipment pre-wired in single
travel-approved case.

EFT-900A: single line, 2-way extender, integral
telephone coupler, mic, headset amps.

EFT-3000: multiline 2-way frequency extension
system; digital signal processing.

Circle (779)

HEDCO (1820)

HPA-100: audio power amplifier; part of
HEDLine series.

Circle (799)

Howe Technologies (153)

2300A PhaseChaser: detects, corrects inter-
channel time delays in stereo program material;
maintains mono compatibility, improves stereo
imaging; auto fill-in capability, polarity rever-
sal correction.

Circle (807)

IMC/International Music (H5728)

SMK007: battery-backed sampler-expander,
holds 10 samples in non-volatile memory.

Circle (815)

Inovonics (770)

#222: NRSC processor; complies with AM im-
provement program.

Circle (819)

Kintek (1611)

KT-904 mono-stereo converters: -S for TV broad-
cast; -Post for post-production; -Plus2 includes
Monogard, correlation monitor.

Circle (844)

Lexicon (1209)

LXP-1: digital multiple effects processing
module.

MRC controller: MIDI remote control unit; pro-
vides analog-style control of DX-7 synthesizers,
enhanced control of LXP-1 and totally program-
mable generic MIDI control functions.

SME sampling memory expander: for 480L
system, stores phase-locked stereo sample to
10.9s or 21.8s sample at 48kHz sampling.

Circle (862)

Rupert Neve (2348)

Neve Prism: rack-mount units derived from
Series V consoles; powered from existing con-
sole; Formant Spectrum EQ, mic amp/dynamics
modules.

Circle (930)

Orban Associates (725)

9105A Optimod-SW: audio processing for inter-
national shortwave AM and SSB broadcast;
3-4dB greater loudness than standard system
to compensate for noise and interference.

#642B parametric filter: switchable 4-band dual
channel or 8-band mono parametric EQ/not
filtering; 12dB/octave Automatic Sliding
Besselworth LP filter, 18dB/octave HP filter and
vernier-tuned notching.

764B programmable filter: stereo analog
parametric EQ/filter; 99 complete control
setups; MIDI, RS-232 interfaces available.

222A stereo spatial enhancer: detects, enhances
psychoacoustic directional cues present in
stereo material; increases brightness, clarity,
spatial/transient definition.

Introducing The Energex XP90. Bye, bye, BP90.

Energex is filling the void
between batteries that are
overpriced and others that
are under-engineered.

Case in point: The Energex
4AH 12v XP90 replacement
for the BP90.

It's designed and con-
structed for one purpose —
to take the worst kind of
abuse, and keep delivering
the juice.

There are 8 deadly reasons
why most BP90 type batteries
give up the ghost — from
abusive charging to non-
replaceable fuses.

So we've designed those
weak spots out. We even
monitor the temperature
of every cell.

This kind of incisive, no-nonsense
engineering, plus Premium GE or Sanyo
cells, goes into all Energex battery pro-
ducts. Like our Snap-On, Soft Pack, and
XP1A (NP1A replacement).



So when our competition lets you down,
pick yourself up and call Energex
(914)631-1363. We won't let you down.

ENERGEX

We won't let you down.

416 Benedict Ave., Suite 2H, Tarrytown, NY 10591

Circle (136) on Reply Card



**BTS WILL UNVEIL THE
FIRST CCD PRODUCTION
CAMERA
THE LDK-900!!
BE THERE!**

**NAB 1988
Booth 2920**

BTS Broadcast
Television
Systems

A joint company of Bosch and Philips

Circle (137) on Reply Card

We're proud of known around

Dielectric Communications has a name it's proud of. One that means the products manufactured and the services performed are the best around.

Dielectric has been providing high quality, reliable products to broadcasters for more than 40 years...products that have been developed to address the ever more demanding needs of the broadcast industry.

When you buy our products, you buy our name and the experience that comes from delivering over 600 high power UHF antennas and from our being the leading supplier of circularly polarized VHF antennas.

Our extensive line of high quality broadcast equipment includes: VHF, UHF and FM antennas; coaxial and waveguide diplexers; motorized switches; rigid coaxial and waveguide transmission line; custom RF systems including the Opto-SX™ for VHF


switch-less RF routing; and Magic Tee switching for UHF RF routing...compatible with any broadcast transmitter.

Along with our broad range of products and services, we continually further new technologies in our component designs. Plus, all Dielectric systems are manufactured to satisfy domestic (FCC) or international (CCIR) standards.

Coaxial and Waveguide Components



Opto-SX™ VHF Switch-less RF Router



UHF Magic Tee RF Router



our good name, the world.

DIELECTRIC

GS

For products you can depend on, specify the name we're proud of—Dielectric. Write or call us today at 1-800-341-9678 for more information.

Raymond, Maine 04071
(800) 341-9678 • (207) 655-4555
TWX: 710-229-6890


**We manufacture
what we sell.**

See us at NAB Booth #4334

**FM Antenna Systems &
Multi-Station Combiners**

**VHF TDM Circularly
Polarized Antenna**

**UHF Pylon Antenna in
Test**



Circle 132 on Reply Card

ACC-204 composite isolation transformer: improves S/N, prevents ground loops between stereo generator; installs at exciter, presents generator composite output with balanced floating load.

***787A mic processor:** programmable parametric EQ, compressor, de-esser, noise/compressor gate; 99 control setups; MIDI, RS-232 control interfaces available.
Circle (946)

Orion Research (1641)
CHAMP: multifunction signal processor with Dynex.

Multicomp: 8-channel compressor, limiter, noise gate.
Circle (947)

Solid State Logic (1409)
G series modules: EQ and input cards; retrofit to SL 4000 E series console; upgrade sonic performance of earlier products.
Circle (1034)

Sony Broadcast (2902)
BKH-3080: audio noise reduction device; Dolby A or SR.
Circle (1037)

Sony Professional Audio (2902)
DAL-1000: digital audio limiter.
Circle (1039)

Studio Technologies (1633)
Mic-PreEminence: 2-channel mic preamp.
ISS system: modular, integrated simulator system and mono-stereo recognition for MTS broadcasting.
Circle (1060)

Symetrix (672)
SX-201: parametric EQ/preamplifier.
Hybrid: new automatic telephone interface product.
SX-203: single-line telephone interface.
Circle (1067)

Systemation (1511)
X7-D: 8mm Sony digital random access player.
Circle (1069)

UREI (4377)
***7110 compressor/limiter:** complete user control over threshold, attack, release time and output level; single rack-space unit.
Circle (1127)

Yamaha Music (H5213)
REV5: studio digital reverb system, includes multiple effects and programmability.
FMCI digital format converter: stereo system accepts SDIF-2, CD/DAT or AES/EBU signal for direct digital input/output to Yamaha digital audio products.
REX50: compact digital multiple effects

processor.
DEQ7: programmable digital EQ system.
Circle (1170)

A3: Recording

- Analog, digital
- Audio editing systems
- Deck synchronizers
- Recording accessories

Adams-Smith (1513)
2600 A/V enhancement: audio-for-video editor; C:Sound graphics simplify audio editing.
Circle (507)

Alpha Audio (2258)
BOSS accessory: programmable keyboard.
Circle (527)

AMS/Calrec (3372)
AMS Audiofile update: new software includes cut/paste, scrub edit and other features; interface to video editing controllers.
Circle (538)

Arrakis Systems (465)
Modules: various audio utility units for the studio; DAs, phono preamps, etc., designed on Series 10,000 console concepts.
Circle (552)

Bradley Broadcast Sales (140)
SoundSpace: digital multitrack recording/editing system.
Circle (602)

Broadcast Electronics (303)
PT90-RPS: companion record/play deck to PT90-PS play-only audio cart system; continuous auto phase correction; learn mode detects tape type for EQ adjustment.
Circle (607)

BSW Broadcast Supply West (365)
Sony PCM2500: pro R-DAT recorder.
Otari MX55: reel-to-reel recorder.
Circle (614)

CompuSonics (H5521)
DSP-1200: digital audio cartridge player.
Circle (662)

PATCHPRINTS®

OUTPUTS

VCR 44
BAY 4 TC IN

VR 11

VCR 45
BVE TC
OUT

41 BAY 6 VCR TC INPUTS

42 BAY 6 VCR INPUTS

43 VR 11 TC OUT

Custom Patch Bay Designation Strips

ALSO: Film Inserts For Rear-Illuminated Button Switches.

See Us At NAB - Booth 4178
April 9-12, 1988 — Las Vegas

Call or write for
FREE sample and information


THE PATCH BAY DESIGNATION COMPANY

Div. of Glendale Rubber Stamp & Printing Co., Inc.
P.O. BOX 6278, GLENDALE, CA 91205 • 4742 SAN FERNANDO RD., GLENDALE, CA 91204 • (818) 241-5585

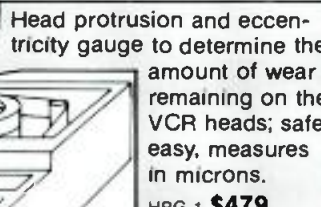
Circle (140) on Reply Card

TENTEL® MAKES IT EASY TO DIAGNOSE VCR MECHANICS


With NEW Gauges for 1" Type "C", MII, Betacam, and U-Matic




Award winning Tentelometer tape tension gauge for proper interchange and tape handling. Gauges for: VHS: \$295 Beta/U-Matic: \$345 MII: \$395 1" Type "C": \$690



Head protrusion and eccentricity gauge to determine the amount of wear remaining on the VCR heads; safe, easy, measures in microns.
HPG-1 \$479
HPG-C \$595



Torque gauge NEW from Tentel to save you money—Universal and accurate for Beta and VHS-0 to 600gm cm. Take-up, FF and Rew torques.
TQ600 \$139




Spindle height and elevator latch and alignment gauge to diagnose cassette binding and edge damage problems. Finds problems not detected by any other method. VHS: \$395, Beta: \$395, U-Matic: \$495

Tentel manufactures a complete line of gauges for U-Matic, 1" Type "C", Betacam and other recorders, too. If you've suffered the frustration of having a master tape ruined, or if you are responsible for maintaining and repairing VCRs— There's no faster, easier method to test the various mechanics that make VCRs work properly. Call our technical engineering department for details. We've been helping customers for years and want to help you too— your satisfaction is guaranteed.

TENTEL® CORP. 1506 Dell Ave. (408) 379-1881
Campbell, CA 95008 800 538-6894 (Not in Calif.)
Circle (139) on Reply Card

TWO for the Road.



Now, LNR puts two Video Exciters and a Switch in the space of one Exciter for your SNV.

That's right! LNR's new Video Exciter is only 1 $\frac{3}{4}$ " high. Together with an automatic redundancy switch and a backup Video Exciter, the entire package fits into a 5 $\frac{1}{2}$ " slot. So you can eliminate worry about down time—even uplink two simultaneous video signals if you wish.

LNR hasn't sacrificed quality in bringing you a compact video exciter. The model LVE-14 uses a highly integrated Ku-Band RF section, together with proven, reliable video circuitry to provide RS250B performance. And, for the first time, you can go from full to half transponder operation at the press of a button.

Here are a few of the special features of the new LVE-14 Video Exciter: • Reduced size and weight • Up to 4 synthesized audio subcarriers • Full or half transponder operation • High power output: 0 dBm standard, +6 dBm optional • Compatibility with all video standards and scrambling techniques • Optional PTT and MCPC voice channels • 6 GHz version also available.

A new low package price is now available. For information on the LVE-14 or other new LNR slimline products for compact mobile applications, call LNR marketing today, or write for detailed literature.

LNR

AT THE FOREFRONT OF TELECOMMUNICATIONS TECHNOLOGY

COMMUNICATIONS INC. 180 Marcus Blvd., Hauppauge, N.Y. 11788 • Tel: (516) 273-7111 • Telex: 221620 • FAX: (516) 273-7119

Circle (290) on Reply Card

www.americanradiohistory.com

Fidelipac (515)
Remote control: for all functions of DYNAMAX CTR-100 series cart machines.
Circle (760)

FOR-A (3169)
Sirius-100: digital audio memory; multiple feature storage system.
Circle (767)

Fostex (4251)
R-DAT: digital audio recorder/player; locks to video with SMPTE code for editing.
Circle (770)

Graham-Patten Systems (4530)
Fader memory: dynamic event memory system for Graham-Patten ESAM edit suite audio mixers.
Circle (787)

IMC/International Music (H5728)
DRI200: 12-track digital recorder; PCM design, 44.1kHz/48kHz sampling; 17-minute record time on Video 8 cartridge; 16-bit resolution. *SC51 interface:* allows interface of S900 sampler to most hard-disk drives.
Circle (815)

IMS/Integrated Media Systems (H5232)
Dyaxis: disk-based digital audio recording, editing system; Apple Macintosh with Maxmix software; disk capacity options include 72, 160, 320, 640Mbyte or >640Mbytes in 320Mbyte increments.
Circle (816)

Inovonics (770)
#390: magnetic film recording electronics
Circle (819)

ITC/3M (2305)
Digital cart machine.
Analog audio recorders: Model 99B; Delta, Omega cart machines.
Circle (822)

Mitsubishi Pro Audio (1419)
X-86HS: 2-channel high sampling rate digital audio recorder.
X-86C: 2-channel, dual-format digital audio recorder.
Circle (904)

Nagra Magnetic Recorders (2714)
T-Audio enhancement: control keyboard with dedicated keys for efficient entry of numeric codes or time code data.
Circle (921)

New England Digital (H5227)
Synclavier enhancement: 96 stereo sampling, synthesis voices, 64MBytes on-line RAM-about 10 minutes at 50kHz sampling; 200-track sequencing, optical disk storage.
Direct-to-Disk: multitrack hard disk recorder; 16-bit, 100kHz fidelity; record time greater than 3 hours; non-destructive editing of ADR, effects layback, voiceovers; 4, 8, 16 tracks.
Circle (931)

Otari (312)
T-700 TMD: high-speed video duplicator using Thermal Magnetic Duplication; duplication at speeds to 150x normal play speed; tape bin loop design.
MX-55 recorder: 1/4" compact audio recorder; two multiple speed models; for recording, post production; dc quartz PLL capstan motor; 7-digit tape timer; 4-memory locator.
MTR-100 series: multitrack audio recorders; full

auto record/reproduce alignment; accepts noise reduction modules; 24-track.
Circle (949)

Pacific Recorders & Engineering (339)
Spectral recording: circuitry for cartridge format improves audio performance of existing machines and media.
Circle (951)

Sharp/Pro Products (4316)
RDAT-10D: digital audio cassette deck; commercial, professional grade.
Circle (1024)

Sony Professional Audio (2902)
RM-KIT3310, DMU-30: software upgrade for PCM-3324 digital audio recorder and digital remote meter.
Circle (1039)

Stanton Magnetics (849)
Disco Starter: Stanton kit; everything the DJ needs to get started.
DP5107AL: styli 3-pak.
Circle (1049)

Studer Revox America (545)
C270: compact 2-channel 1/4" audio recorder.
A807 VUK: floor console model of 1/4" recorder.
A820-8: 8-channel 1" A820 series multi-channel recorder.
Circle (1059)

TASCAM (2183)
ES-50: transport synchronizer with ES-51 controller.
ATR-80: multitrack recorder; 2" tape format, 24-track.
ATR-6016: multitrack recorder; 1" 16-track

PRO TECT-IT

If it's valuable or fragile, expensive or breakable,
 You better call NALPAK!



CARTS, CASES & CONTAINERS

Transport it, the safe, sure, dependable way with rugged, weather and shock resistant shipping cases and containers for maximum protection in a variety of sizes to meet most needs.

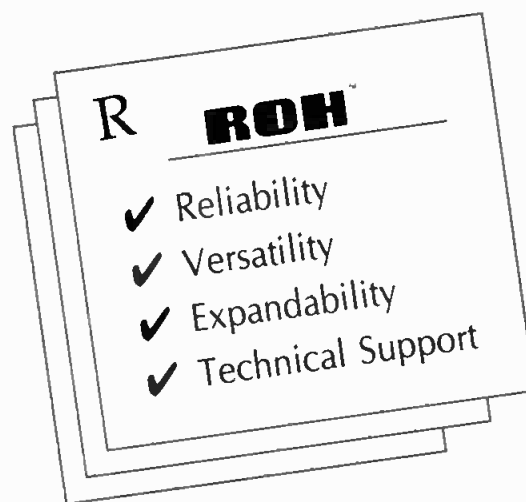
NALPAK 619-258-1200
NALPAK VIDEO SALES, INC.

1937-C FRIENDSHIP DR., EL CAJON, CA 92020

See Us At NAB Booth 4526

Circle (141) on Reply Card

Solve Tomorrow's Problems... Today



Intercoms & IFB
 Audio DAs

Audio Switchers
 Modular Systems

ROH

913 West 223rd Street, Torrance, CA 90502

Outside CA (800) 262-4671

Inside CA (213) 533-5984

Circle (142) on Reply Card

BERC, BETACAM AND SUPERIOR PERFORMANCE



SONY BVW-75 RECORDER/EDITOR

SONY BVW-550 CCD BETACAM

SONY BVW-35 PORTABLE RECORDER/PLAYER

Ever since Sony introduced the Betacam format, BERC has provided the largest, most complete inventory of rental Betacams and accessories available anywhere.

Now, Sony's new Superior Performance Beta SP cameras and recorders have arrived: The BVW-550 CCD Betacam, featuring variable-speed shutter; the BVW-35 portable recorder/player; the BVW-60/65 players; the BVW-75 recorder/editor with dynamic tracking; and *much* more.

Once again, you can rely upon BERC: We offer the largest, most complete selection of rental SP Betacams and accessories available anywhere. Please call us today!

BERC

THE BROADCAST EQUIPMENT RENTAL COMPANY

4545 CHERMAK • BURBANK, CALIFORNIA 91505-1063

818-841-3000

RENT EVERYTHING BETACAM — EVERYTHING BROADCAST

Circle (143) on Reply Card

www.americanradiohistory.com

format.
***238 Syncassette:** cassette recorder; 8-track system.
MTS-30: MIDI tape synchronizer.
Circle (1075)

WaveFrame (H5821)
AudioFrame: digital audio workstation; produces finished tracks within digital domain.
Circle (1155)

A4: Sources, monitoring

- CD, phono
- Headphones, headsets
- Intercoms
- Speakers
- Wired, wireless mics

AKG Acoustics (1145)
C-522 MS: handheld or boom ENG mic; M-S stereo, electret.
C-522 X-Y: handheld or boom ENG mic; X-Y stereo, electret.
C-522 MS: handheld or boom ENG mic; MS-S stereo, electret.
C-562: natural response, shock-isolated boundary mic with windscreen.
C-414BULS: ultra-linear, 4-pattern FET condenser mic; large diaphragm design.
Circle (518)

Allied Broadcast (557)
Denon DN950F: CD cart machine.

Audiometrics AMCDs 1000A: 100-disc CD multiplay system.
Circle (524)

Alpha Video & Electronics (2980)
News Connection: telephone IFB system allows reporters to page a director from any remote location for confidential handset-to-handset communications; director has access to five lines simultaneously with audio cues to one or all locations.
Circle (528)

ATI/Audio Technologies (359)
Micro-Matchers series: connector-mounted amplifiers; fully shielded; derive uni-/bipolar operating power from equipment; **BLI-100** balanced line level to IHF phono jack input; **BLO-100** boosts IHF output to +4dBm for balanced, unbalanced lines; **BSO-100** sums left/right IHF levels to balanced L+R line; **BMI-100** balanced low noise mic to IHF input amp; **SHB-100/MHB-100** stereo/mono headphone boost amp for low-impedance headphones.
Circle (560)

Audio-Technica (665)
Model AT4071: externally polarized, transformerless line-gradient mic; lightweight, low-noise, high output.
Model AT4073: short version of AT4071; slightly wider acceptance angle.
Model AT4031: cardioid studio/field production capacitor mic.
Model AT8506: 48V 4-mic phantom power supply; ac powered.
Circle (567)


Beyer Dynamic (1824)
MCE86 mic: short shotgun unit.

M58 mic: for ENG/EFP sports, news interview use.
MCE10 mic: miniature hypercardioid.
MPC60: cardioid, hypercardioid acoustical boundary mic.
MPC40: omnidirectional acoustical boundary mic.
MCE81 mic: shock-mounted supercardioid.
Circle (590)

Bradley Broadcast Sales (140)
PGM-6.5: Tannoy reference monitor.
Circle (602)

Cetec Vega (1127)
"Q"PLUS: production models of wireless intercom system; full duplex, programmable interface.
R-33 ProPlus: miniature wireless mic receiver for ENG, other applications.
Ranger systems: wireless mic systems; -2 provides true-diversity.
R-32: diversity receiver for Pro 2 wireless mic system.
Circle (637)

Clear-Com Intercoms (4526)
WBS/STR wireless: intercom system consisting of **WBS-6** base station, **WTR-1** portable transceivers, and a series of accessories; full duplex, dynamic compander for wide AF response, low noise and good dynamic range.
ISO-4000: station isolate system to quickly establish private, isolated 2-way communications between two or more Clear-Com stations in a conference line intercom system; μ P-based to reduce cabling requirements; expands to isolate up to 16 stations from multiple control points.
Circle (646)



The highest-quality, highest-reliability FM and TV antennas you can get.

Single- or multi-station master-antenna systems.

Omnidirectional or directional antennas tailored to your special requirements.

Solidly designed equipment proven in everyday use.

Failure-free combiners of clean, compact design.

Engineering and field services from design through installation and operational commissioning of your system.

Our most important product is competent, professional, and timely service to you, our customers.

NAB Booth #1814
Bring two 5 1/4" floppy discs to get your Antenna Computing Program updated.

TENNAPLEX SYSTEMS LTD.

452 Five Farms Lane, Timonium, MD 21093
 (301) 561-1999 Telex: 053-4962

Circle (144) on Reply Card

NEW

SHOULDER CASE FOR CAMCORDERS



Newly developed instant rain-top shown in place. Note small pocket for storing.



Everyday padded protection.

► This All-The-Time padded case protects against bumps, scrapes, heat and cold. Air travel carry-on. Also quick, easy, extra rainproof and dustproof protection.

porta brace

K&H Products, Ltd.

Box 246 PHONE 802-442-8171
 North Bennington FAX 802-442-9118
 Vermont 05257 TLX5106005222 KANDH

Circle (145) on Reply Card

assumenothing.
we can make a difference
in how you think of
broadcast systems.
see what we are becoming
in booth 4356 at the NAB.

TOWNSEND
BROADCAST SYSTEMS INC.

COMMITTED TO YOUR SATISFACTION
800-531-5232

The TOTAL SOLUTION to Automated Audio Measurements



Amber offers the **full** package for automated audio tests: high performance GPIB hardware and easy to use, comprehensive software. At home both in the lab and the production line, the Amber 5500 Audio Measurement System and the PC-based AudioCheck software package gives you *instant, complete and accurate* results. Simple menu driven, self-running software lets you easily define complex tests with outputs as simple as PASS/FAIL tickets to comprehensive full color graphs and custom multi-page test reports.

State-of-the-art measurements with balanced or unbalanced interface, distortion below 0.001%, noise below -120dBV qualifies the latest digital or analog systems in broadcast, telecommunications and consumer audio applications.

Find out how easy audio testing can be. Call us today.

See us at
NAB Booth 1201

amber

Amber Electro Design Inc.
3391 Griffith Street
St. Laurent, QC, Canada H4T 1W5
Telephone (514) 735 4105
US Toll Free 800 361 3697

Circle (102) on Reply Card

Slap it in the rack and forget about it!



But your accountant won't

Because BTC products are designed and built with leading edge technology, new features, multiple uses and great prices. We want to be your source for new products in the broadcast industry. BTC is building electronics that answer your needs for today and lots of tomorrows.

Look at this line up:

- Model 1000 SCA Generator
- Model 2000 SCA Tuner
- Model 3000 SCA Field Strength Meter
- Model 3010 SCA Bench Test Generator
- Model 6000 SCPC Demodulator

Call us today for information and specifications.

BIC

BROADCAST TECHNOLOGY OF COLORADO

322 EAST DENVER AVENUE • P.O. BOX 1310B
GUNNISON, COLORADO 81230 • 303/641-5503

Circle (103) on Reply Card

ComTek (4524)

Phase Right +1: active, dual summation, gated antenna system.

MR-180: miniature wireless mic receiver; for use with cameras.

Circle (669)

Gentner Electronics (265)

Headset amplifier: 6-output stereo; direct, master input capability.

Remote power amp: single rack-unit; remote output level control.

Circle (779)

Alan Gordon Enterprises (2538)

Sonic 312/307: Sonic mic booms, boom holders.

Circle (784)

HM Electronics (4238)

System 55: wireless handheld mic.

System 50: wireless body-pac mic.

Circle (803)

IGM Communications (619)

CD-240: multidisc CD player.

Circle (811)

Image Video (3584)

AES-2000: digital audio editing system.

Circle (814)

JBL Professional (4377)

Control 5: addition to Control series of studio monitors.

Circle (827)

Electrosonics (H6106)

QUAD mini: miniature 4-channel wireless mic system for field or ENG production.

PRO 4-channel: wireless mic system for studio, ENG.

PRO mini: miniature wireless mic system for field production; XLR receiver output.

HT-185: hand-held wireless mic transmitter.

Circle (856)

Micron Audio (2262)

CNS-500 series: wireless mic systems; hand-held, pocket type transmitters; portable and modular space diversity receivers.

Circle (897)

Nady Systems (4009)

Nady 1200VHF: wireless mic, diversity receiving.

Nady 101VHF: wireless mic, non-diversity.

Nady 201VHF: wireless mic system, diversity receiving.

Circle (920)

Peerless Sales (4553)

040-815-02 Radial Cube: speaker mount.

Circle (958)

R-Columbia Products (2267)

TR-50/B: wireless-to-wired base station interface for TV camera intercoms.

52/XT: headphone/mic for use with telephones.

TR-55: selectable 5-channel FM wireless intercom headphone.

52/700: amplified camera operator headphone; ultra light-weight.

6058/PT: ENG/IFB "hands free" telephone.

Circle (988)

RF Technology (4243)

RF-101B/104B: 950MHz diversity wireless mic for OB/field use.

Circle (995)

POWER

WE DISH IT OUT!

DISCOVER STANTEL W2MC12H AND W2MC16K TRAVELLING WAVE TUBES, AND EXPERIENCE THE LEADING EDGE IN SATELLITE COMMUNICATIONS TECHNOLOGY... 300 WATTS OF POWER DESIGNED TO DELIVER STÉLLAR QUALITY IN SNG AND EARTH STATION PERFORMANCE.

STANTEL ALSO FEATURES A COMPLETE LINE OF 20, 75, AND 275 W TWTs AND TWTAs TO MATCH YOUR KU BAND REQUIREMENTS. CALL US FOR YOUR FREE CATALOG, OR TO DISCUSS YOUR SPECIFIC NEEDS.

STANTEL MODEL	REPLACES MODEL	POWER RATING
W2MC12H*	881H	300W
W2MC16K*	TH3759A	300W
*KIT INCLUDED FOR EASY INSTALLATION		



STANTEL

STANTEL COMPONENTS, 636 REMINGTON ROAD, SCHAUMBURG, IL 60173
TEL. 800-624-6491 (U.S.) 800-624-6494 (CANADA)
STC DEFENCE SYSTEMS, ELECTRON TUBES DIVISION, PAIGNTON, ENGLAND TEL: 0803550762

Circle (148) on Reply Card

Acrodyne Industries (3833)
Marconi B7548: 60kW UHF TV transmitter.
FL/30KL: 30kW VHF CCIR Band-I TV transmitter.
Circle (506)

AEG Bayly (719)
RDSC 3237: radio data system encoder.
Circle (514)

Andrew (1811)
HJ12-50: 2- 1/4 " air dielectric Heliac for class B 25kW FM.
Ground straps: applicable to all Heliac products.
Video presentation: design, test capabilities to customize radiation patterns in anechoic chamber.
Pressurization equipment.
ACX series: rigid line, eliminates sliding contacts and resultant copper shavings; 3-1/8" through 5-1/8", 50Ω, 75Ω.
ACW series: high power circular waveguide.
Circle (541)

Comark Communications (3333)
CTT-U-120SK: 120kW UHF Klystron transmitter.
CCT-U-25MX: 25kW UHF multiplex klystron transmitter.
Circle (654)

Energy-Onyx (1850)
40kW FM transmitter: based on tetrode PA stage; full modulation with 800W drive.
Transmitter controller: for 1.5kW to 40kW systems; maintains output with varying line voltage; auto, manual modes; fold-back VSWR; full interlock status without transmitter energized.
Solid-state FM series: 20W-500W range.
Circle (745)

Harris/Broadcast (503)
FM transmitters: additional models to high-power FM line include 20kW and 30kW; enhancements to 25kW system; dual configurations for all models.
DX-25: digital, solid-state 25kW AM transmitter; improved efficiency and audio performance.
SX-5A: single-phase 5kW AM transmitter.
Circle (796)

ITS (1113)
ITS-220: 100W UHF transmitter for LPTV.
Circle (825)

Jampro Antennas (531)
UHF shunt corner reflector: high gain antenna for wide range of power levels; flexibility to produce various patterns.
JTC: spiral CP TV antenna; high degree of pattern circularity, axial ratio.
JSCP "C" series: Modified version of current Penetrator FM antenna, improved power handling, reduced cost.
JSM, JSH "EP" slot TV antenna: elliptical polarization; new application of existing technology for better market saturation.
JSDP FM antennas: cavity antenna; virtual unity gain; for single and multiple frequency applications.
JBBP series 1, 2: balanced, omnidirectional circular polarized FM antenna; more symmetrical pattern, less frequency sensitive, improved axial ratio; can be top-mounted.
Circle (826)

Kintronic Labs (1040)
RF contactor: switch for low power AM signals.
Circle (845)

LDL Communications (2175)
TTC-50LH: Larcen 50kW VHF TV transmitter.
TTS-6M: Larcen 6kW solid-state VHF TV transmitter.
TTS-22M: Larcen 22kW solid-state VHF TV transmitter
TC-TP: circular-polarized, top-mount VHF TV antennas.
Circle (853)

Marcom (103)
A125T, A1000T, A5000T: Pulse Power pulse-modulated AM transmitters; 125W, 1kW and 5kW ratings; 20% reserve above each level; 160% modulation capability; AM stereo compatible; full metering, VSWR protection; by Ian Hill.
Circle (878)

Marconi Communications Systems (3833)
B7500 series (UHF): high performance 60/120kW TV transmitters.
B8880 series: range of feeder components.
Circle (879)

Micro Communications (4155)
**90000:* UHF high-power waveguide antenna; improved efficiency, reliability with higher power capacity.
**55000:* VHF switchless combiner; hot-switching for visual and aural transmitters without lost air-time.
**55090:* 180kW switchless combiner; system for operation of three visual transmitters.
TTL circuitry: μP-controller for MCI motor-driven equipment; requires momentary closures for operation.
**55070:* UHF switchless combiner; medium, low-power hot switching of aural or medium power visual signals.
Circle (894)

JUST IN TIME! Stop sync errors before they become editing problems.

Now you can be warned about sync problems on source tapes before they destroy your edits! Like the "CHECK ENGINE" light on your car's dashboard, Comprehensive's Time Code Sync Monitor (TCSM) displays markers on your monitor that warn of sync errors as soon as they develop—so you can stop editing and correct the problem, before your work goes up in smoke.

TCSM's markers also warn of incorrect subcarrier to horizontal sync phase (SC-H) status, improper color video framing reference and front porch blanking error. Plus, TCSM provides two separate scope outputs for display of time code and SC-H waveforms, supered on mixed syncs. It's a real time and money saver in the field...in the shop...and in post production, too!

Find out more now.

Call Comprehensive toll-free at 1-800-526-0242 for technical details. (In NJ dial 201-767-7990.)



SC-H Marker

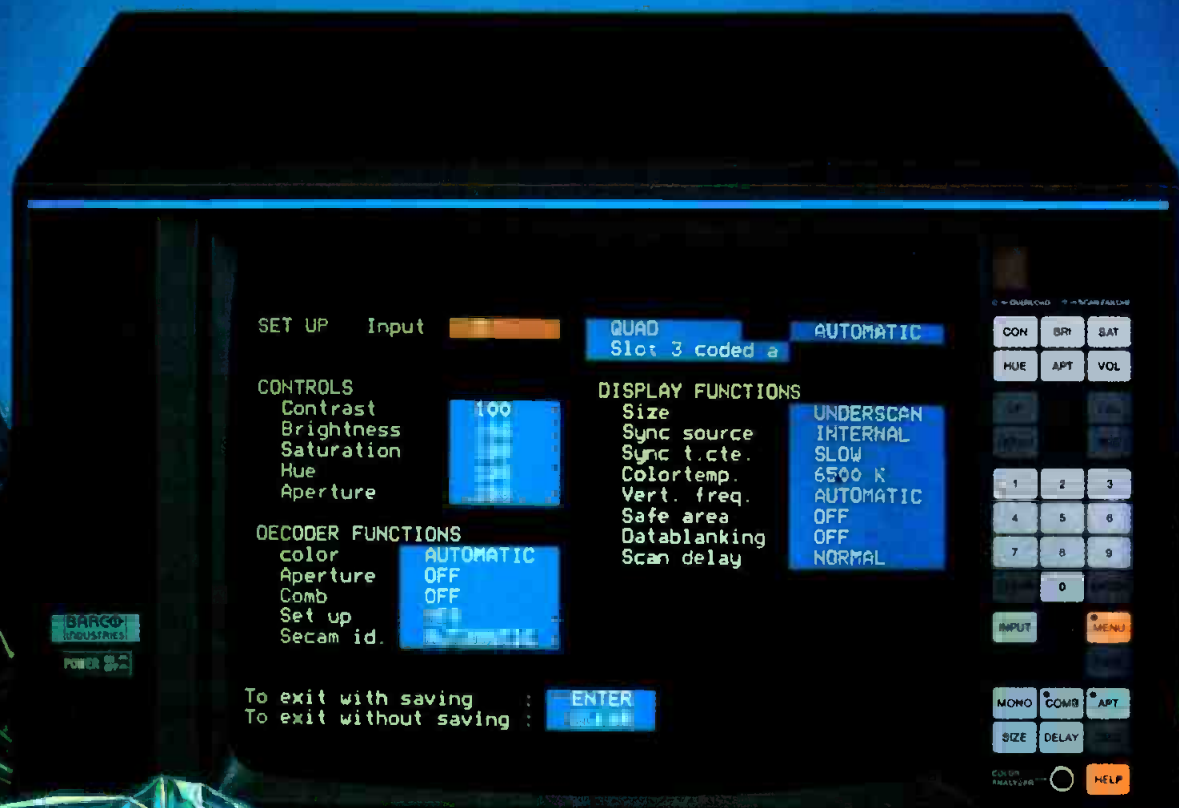
Framing Marker

Comprehensive
 VIDEO SUPPLY CORPORATION

148 Veterans Drive, Northvale, NJ 07647
Circle (151) on Reply Card

See Us At NAB Booth #3174

THE FIRST INTELLIGENT BROADCAST COLOR MONITOR



BARCO INDUSTRIES' new CVS professional broadcast monitor is microprocessor-based to make it intelligent in operation and easy to use.

It has both a digital and an analog bus for maximum flexibility. Plus four "open" slots that let you plug in today's options and those yet to come. As new features do come along, you'll be able to add them through software - no hardware changes!

All CVS functions are controlled from the front of the monitor or from a remote keyboard. An optional master remote permits control of a series of monitors.

WE PUT THE FUTURE IN THE PICTURE.

**BARCO
INDUSTRIES**

You can also store, and automatically call up, either calibrated presets or your own preferred presets.

Like our best master control monitors, the CVS has Automatic Kinescope Biasing (AKB) to maintain color and black level stability.

The CVS also generates more internal test patterns than any other monitor. They include white field, cross hatch and color bars.

The CVS is available in both 14 inch and 20 inch versions, and provides outstanding picture quality in any TV standard.

For complete specifications, contact your local BARCO INDUSTRIES Dealer or BARCO INDUSTRIES, 170 Knowles Drive, Suite 212, Los Gatos, CA 95030. Phone: (408) 370-3721.

BARCO INDUSTRIES is a member of the ACEC-group

Circle (152) on Reply Card

Nautel (765)
AMPFET ND10: 10kW solid-state AM transmitter; 10% greater headroom than previous AMPFET 10 system; <5% square wave tilt, IMD <1%, IQM >35dB; efficient design includes main/standby exciters; modular redundancy with eight 1.25kW subsystems.
Circle (925)

Pinzone Communications (1119)
Corum antenna: anti-skywave, anti-fading AM broadcast antenna; low profile, pattern nearly equal to 190° tower (835 ft at 620kHz).
Circle (969)

QEI (247)
FMQ series: FM transmitters; field upgradable from 3.5kW to 5kW, 10kW; 30kW model available.
Circle (975)

SWR (4001)
WR1150, -1400, -1500, -1800: rectangular waveguide for UHF TV applications; "R" flange.
Circle (1064)

Tennaplex Systems (1814)
Hardware: Spinner coaxial, waveguide accessories.
OMEGA: full-band multi-station FM antenna.
Panel antennas: triangular mast-mount for VHF TV, FM radio.
ALPHA: high-power, multi-station combiner.
Circle (1091)

Thomson-LGT (3333)
EUHF 100S: 100W UHF transmitter; dual exciter; fully solid-state.
RAMSES: 2kW FM transmitter; compact design; compatible with paging systems.
EUHF-1000S: 1kW UHF transmitter; fully solid-state, combined amplification.

EVHF 20,000: 20kW VHF transmitter; single tube for combined amplification; BTS stereo sound compatibility.
Circle (1102)

TMD/Will-Burt (3588)
#7-42-357/367: telescoping mast; black anodized finish; 42-ft height.
Circle (1107)

TTC/Television Technology (1801)
XL300MU: 300W UHF TV transmitter.
FM-300J: 300W solid-state FM transmitter; regulated beam power supply.
Circle (117)

TWR Lighting (H5325)
L-866: FAA-spec medium intensity strobe light.
Circle (1119)

Valmont Industries (H5833)
AM Unipole/monopole: improves AM coverage, audio reception; no guys, base insulators needed.
Circle (1132)

Varian Continental TVT (324)
Demonstration: production model 314-F operating 1kW solid-state FM transmitter; improved audio, control circuitry.
Demonstration: 35kW FM 816R-5 operating with main and SCA channels; solid-state driver.
Circle (1134)

Vector Technology (H5421)
Toroidal transformer: impedance matcher device aids wideband signal matching for phasor.
40kW FM: 1-tube, 1-cabinet FM broadcast transmitter.
FMT-3: 3.5kW FM transmitter; 3CX3000A7 grounded-grid amplifier > 70% efficient; PLL exciter, Auto-Matic power control, integral remote, VSWR overload, power foldback modules.
Circle (1136)

R2: Microwave

- Antennas, electronics
- ITFS, OFS, STL
- MDS, MMDS

Communication Microwave (4257)
Solid-state transmitters: models for 50W, 100W rating.
Circle (656)

Conifer (2559)
QL-3030: integrated dual MMDS block downconverter; separate inputs with common output; Interdigital Filter.
PT-2528: 4' ITFS receive antenna; 1-piece perforated aluminum reflector; matched feed assembly; mounts to 2" to 4- 1/2 " OD mast.
QL-3010: integrated dual-band MMDS block downconverter; common input, common output; for MDS channels 1, 2 and all ITFS/OFS channels; Interdigital Filter improves image, out-of-band rejection; SMD technology.
CIT series: ITFS downconverter; optional Interdigital Filter improves RF selectivity; high-Q response improves rejection of image, out-of-band signals.
Circle (671)

GE/Comband (H5615)
Proband/Comband: addressable scrambling

Now get the same service and equipment on this coast...



as you do on this coast.



East Coast or West Coast. Now the same complete selection of sophisticated video equipment you've come to expect from Camera Mart/New York is yours to rent or buy from CMTV/Burbank.

The same great service, too. Because with your continued support, we've been able to expand CMTV to a full-fledged West Coast operation, complete with repair and maintenance facilities.

So now you can have the best of both coasts.

We've been big in video since it was small.

CMTV Inc.
The Camera Mart, Inc.
SALES • SERVICE • RENTAL

1900 W. Burbank Boulevard, Burbank, CA 91506 (818) 843-6644
 Headquarters/New York 456 West 55th Street, NY 10019 (212) 757-6977
 Telex 275619/FAX (212) 582-2498

Circle (154) on Reply Card

WHEN RECORDING IS WHAT YOU DO, ONE TAPE IS TRUE



Whether it's your job to capture all the sound. Or focus on just the right visual. You need quality recordings. And one name in the world of recording stands true. 3M.

Because we stand by you — with the largest support force in the field. And stand behind you — with some of the most advanced research in the industry.

All to keep our standing — as number one in the world of the pro.

NUMBER ONE IN THE WORLD OF THE PRO

See Us at NAB Booth #2305

Circle (155) on Reply Card



and bandwidth compression system for MDS/MMDS, ITFS, OFS.
Circle (778)

Graham-Patten Systems (4530)
VAMP STL system: provides dual channel PCM audio and a subcarrier over video.
Circle (787)

Ikegami (2320)
PP-80: ENG microwave equipment; high-power 2GHz, 7GHz; complements lower power PP-70 series.
Circle (812)

Micro Controls (202)
TSL 2001: 450MHz transmitter-to-studio link.
Circle (895)

Microwave Radio (2935)
Model 2T2: ProStar portable microwave transmitter.
Model 2A20: ProStar ENG antenna.
Circle (900)

Midwest Communications (4342, PL)
Portable microwave: by Ikegami.
Circle (901)

Moseley Associates (2315)
PCL-600A: increased metering functions for PCL-600 STL system.
Circle (914)

Nurad (4101)
70CPIS, 70CP2S: 7GHz parabolic antennas; compact design.
20PT1-10: 2GHz portable ENG transmitter.
130CPIS, 130CP2S: 13GHz compact parabolic antennas.

230HP2L: 23GHz parabolic antenna.
Circle (937)

Pinzone Communications (1119)
VIMCAS upgrade: multichannel audio system, compensates for link errors, line tilt; 3° phase stability at 14kHz; places stereo audio on video-only, mono microwave paths.
Model 2100: 2GHz ENG receiver; fully agile over band, RS-232 option; integral low noise pre-amp; remote switchable 20MHz, 10MHz IF.
Circle (969)

Radiation Systems/Mark Antenna (1550)
P-21A72CG-2: compact grid-type antenna.
Hardware series: waveguide, coax, hangers, accessories.
Circle (982)

RF Technology (4243)
RF-CD: automatic tracking antenna for wireless camera; 1.7-13GHz.
RF-FLP: colinear omnidirectional antennas for helicopter, central receiver, wireless camera receivers.
RF-200LC: ultraportable receiver; use with UPL transmitters in 1.7-2.7GHz range.
RF-203B: ultraportable transmitter; 1.7-2.7GHz, frequency agile; two audio channels, mic/line switching; 500mW output.
RF-SCP: low-profile antennas for boat, racecar, backpack wireless camera.
Circle (995)

TFT (1109)
Model 8888: remote pickup unit, rated 2.5W, 40W.
Model 8700: 450MHz TSL transmitter-studio link.
Circle (1094)

R3: Amplifiers, power devices

Amperex Electronic (2541)
YK1270: air-cooled klystron.
YL1750: UHF tetrode.
**9021:* tetrodes for UHF/VHF TV, FM.
Circle (535)

Econco Broadcast Service (771)
4CX3500A: rebuilt tetrode power tube.
Circle (726)

EEV (3384)
K3936L24: air-cooled C-band uplink klystron.
K3773BCD: 70kW wideband UHF TV klystron.
K3153: 15kW air-cooled UHF TV klystron.
Circle (731)

Hipotronics (4546)
DC beam: power supplies.
Circle (801)

Keltec Florida (5531)
R50-125C: low power C-band TWT amplifier.
H60-300Ku: hub-mount TWT amplifier.
R90: high power TWT amplifier.
R60-300Ku: medium power Ku-band TWT amplifier.
Circle (839)

MCL (PL)
**10906:* 300W Ku-band hub-mounted TWT amplifier.
**10890:* 500W Ku-band phase-combined hub-mount ABSAT TWT amplifier.
Circle (888)

See the best.



HOTRONIC AF 72 Frame Synchronizer with

- 16 bit automatic matching digital stereo or monaural audio delay
- Accepts the overwhelming noisy satellite feed
- Full bandwidth freeze field/freeze frame (field 1 or 2 selectable) and freeze 2 frames for perfect image

... And detailed technical specifications are available.

Sheer perfection of the broadcast image through technological innovation and sophistication. Supreme quality and value priced substantially below the competition.



HOTRONIC, INC.
1875 S. Winchester Blvd.
Campbell, CA 95008 408/378-3883

Hear the best.

Circle (156) on Reply Card

Super Synchronizer Full Bandwidth TBC Plus...

FOR-A's FA-800 AUTOCOR™ Frame Synchronizer and TBC with automatic level control is a super way to produce synchronized inputs from a number of different remote sources—Camera, VTR, Satellite and Microwave.

In "hot switch" applications, signals from SNG and local vehicles are processed into the ENG system via the FA-800 without so much as a "hiccup."

In the field, the compact FA-800 is used in ENG trucks as a TBC to mix live and pre-recorded material for transmission to the studio. At the microwave receiver site, another FA-800 synchronizes the incoming transmissions.

And in the gathering lines for the battle of the bandwidths, the FA-800 has already won the day competitively against TBCs selling at up to twice the cost. Plus the FA-800 offers still more —

- SP Format Compatibility
- Handles One-Inch VTRs without Sync Head
- New Low Price

With these added capabilities and lower price, this "switch hitting" TBC/Frame Synchronizer is an unusually versatile and economical solution for your studio and field applications.

Now \$7,450!



FOR-A®
INNOVATIONS IN VIDEO
and AUDIO TECHNOLOGY

See us at NAB Booth #3169

FOR-A CORPORATION OF AMERICA • Nonantum Office Park • 320 Nevada Street • Newton, MA 02160
Boston (617) 244-3223 • Chicago (312) 250-8833 • Los Angeles (213) 402-5391

Circle (157) on Reply Card

www.americanradiohistory.com

Richardson Electronics (2561)
Siemens YD1381, YD1275: planar triodes for TV translators.
 Circle (996)

Thomson Electron Tubes/Devices (1219)
TH-3694: 450W TWT for 18GHz DBS uplink stations; forced-air cooling; current control anode counteracts tube aging.
TH-2426: 2kW 14GHz klystron; 37dB minimum gain, instantaneous bandwidth greater than 85MHz; forced-air cooling, permanent magnet beam confinement.
 Circle (1099)

Varian Associates (3725)
VKP-7990: external cavity klystron, multistage depressed collector.
X2254: air-cooled Klystrode, rated 15kW.
YU-148: 10kW FM power amplifier tube.
VKP-7995: integral cavity klystron, multistage depressed collector.
 Circle (1133)

R4: Receiving

- Demods
- Modulation monitors
- Receivers

Catel Telecommunications (1252)
Synthesized modulator/demodulators for fiber optic IR system.
 Circle (628)

DX Communications (1345)
DSA-656: C/Ku-band receiver; operates with full, half transponders.

DSA-525: very low noise Ku-band LNB block converter.
 Circle (715)

Modulation Sciences (4544)
ModMinder: TV audio modulation status panel; with wideband TV demod gives at-a-glance total modulation (metered), peak indicator, status of all subcarriers.
FM ModMinder: FM radio status panel; use with any FM demod or high quality receiver.
 Circle (909)

Motorola-AM Stereo (117)
Model 1400: C-Quam AM stereo exciter.
MCI3024/13022: C-Quam low and medium voltage AM stereo receivers.
 Circle (915)

Rohde & Schwarz (2706)
EMFT TV receiver: synthesized for all US off-air, CATV channels; data capability, demod for TV transmitter; synchronous demodulation, envelope detection, MTS wideband output; Q-output for ICPM.
 Circle (1000)

Telemet (3722)
Pro channel demod: allows remote/field crews to receive Pro BTSC channel for communications purposes.
Tunable demod: all TV channel capability.
BTSC synchronous detector: use with various non-stereo demodulators to measure ICPM.
 Circle (1084)

TFT (1109)
Model 886/887: AM/FM EBS receivers with integral up/down clock.
 Circle (1094)

Wegener Communications (1133)
SDM2000: Dolby digital audio transmission system.
Series 1800: addressable audio/data receiver; low-cost unit.
 Circle (1158)

R5: RF exciters, generators

- Paging
- Stereo, FM, TV
- Subcarrier

Acrodyne Industries (3833)
Marconi B7500: UHF exciter and drive system.
 Circle (506)

Inovonics (770)
**705:* FM stereo generator; FMX option.
 Circle (819)

Marti Electronics (525)
SCG-10, SCD-10: subcarrier generator, demodulator; stand-alone components for subcarrier link service on microwave systems; processing options for pre-emphasis, encode/decode boards; ac/dc operation, auto mute.
 Circle (881)

Micro Controls (202)
ULX 2001: FM Uniphase exciter.
Model 57: 57kHz subcarrier pager generator.
Model 51: 88-108MHz scan subcarrier pager; alpha-numeric display.

Considering Component ?

Sigma makes it easy and in-expensive to integrate any component format into your present system.

SVM-100



Multiplexer

Permits use of any conventional W.F.M. for component video monitoring.

SVC-213



Switcher

Very affordable 3 channel, 10 x 1 component video routing switcher.

CTG-100A



Test Signals

Simple and easy-to-use test signals. No specialized equipment required.

VDA-203



Distribution

D.A.'s in cost-effective packages. Well suited for any format.

Specify Sigma . . .



SIGMA ELECTRONICS INC.

1184 ENTERPRISE ROAD, P.O. BOX 448
 EAST PETERSBURG, PA 17520-0448
 (717) 569-2681

Visit us at NAB, Booth #2075.

Circle (158) on Reply Card

“RAMSA calls their WR-8428 a post-production recording console. I call ours terrific. And use it to record Superior Court, ESPN Sports, People’s Court and other national TV shows. Why? Because it performs like consoles that cost twice the price. And I’ve had zero complaints. Crosstalk is inaudible. Love RAMSA’s mix matrix, too. It lets me assign busses and mix to feed different areas of program to different destinations—even at different levels, as needed.” *Dick Liebert, Chief Engineer, The Production Group, Los Angeles.* For more information contact RAMSA at 6550 Katella Avenue, Cypress, CA 90630 714-895-7277.

RAMSA

Panasonic
Industrial Company



Model 88: pager/telephone compilar.
Circle (895)

Philips T&M/Pro TV (3177)
PM 5687: TV digital sound modulator.
Circle (965)

TTC/Television Technology (1801)
XD-20UA: Silverline exciter; correction circuitry, pulser system.
Circle (1117)

R6: Satellite

- Antennas, controllers
- Electronics

Andrew (1811)
Transmit upgrade: allows uplink transmissions

with 7.3m antenna systems.
4.5M ESA: 4-port C/Ku Cherry-Picker system.
C/Ku upgrade: kit for 5-, 6-port uplink capabilities.
Circle (541)

AVCOM of VA (H5331)
SCS-200: tunable satellite audio receiver; wide-band with high-stability downconverter, frequency agile demodulator; presets for 4 frequencies; AVPAND-A processing.
Circle (574)

MCL (PL)
**20076:* 5W Ku-band communications adapter, transmitter.
Circle (888)

Microdyne (2515)
M.A.T.: Microdyne automated satellite terminal;

includes 1100 BKR(M) broadcast receiver, meets RS-250B.

Newslock: satellite video/audio encryption system for news gathering backhaul.
Circle (896)

Pinzone Communications (1119)
Model 9270 receiver: all-format C/Ku system with Comtech and Vertex antennas; 16 automatic formats cover 36 satellites (Intelsat included); stereo audio, eight subcarrier presets, automatic offset for 1/2-transponder operation.
Circle (969)

Standard Communications (1048)
LNBC-4B: HEMT GaAs FET C-band low-noise amplifier, block downconverter.
Agile Omni Pro: RS250B video/audio satellite receiver, full feature.
LNBC-12C: HEMT GaAs FET Ku-band, low-noise amplifier, block downconverter; available for various ITU frequencies.
Agile Omni International: video/audio satellite receiver for all ITU frequencies and satellite formats; applicable for NTSC, PAL, SECAM and MAC transmission standards.
Circle (1048)

Thomson-LGT (3333)
Line ARES: satellite-to-terrestrial broadcast transposer/translator.
Circle (1102)

WATCO (H5006)
8606A transmitter: 300W, Ku-band; rack-mount.
W8716: remote controller for uplink transmitters.
W8713 transmitter: 600W, Ku-band, rack-mounted.
8705: power combiner, redundancy switch; rated 2kW at Ku-band.
8602 transmitter: 300W, Ku-band, antenna-mounted.
Circle (1154)

Supporting products S1: Automation

- Hardware, software
- Business, equipment
- Newsroom, programming
- Remote control
- Clocks, timers
- Data transmission

Adrienne Electronics (H5318)
PC-207M: interface links IBM PC/XT/AT to SMPTE 207M machine control standard.
Circle (511)

Advanced Micro-Dynamics (H5829)
ARC-16: expanded transmitter remote control; modular for multiple site, walk-away applications; includes phone lines, subcarrier, dial-up communications options with computer control.
Circle (513)

Alamar USA (3801)
Ala-Patch: VTR video, audio, remote, RF switching control; allows A/B selection of remote control from 1-of-2 VTRs to single control or from single VTR to two separate control devices.
News-Cue: automatic tape cue and confirmation system; reads data from cue track, shows descriptive information on CRT; allows local,



Canare Cable manufactures the best in high quality, professional "Star Quad" Microphone, Video, 'Quad' Speaker, Musical Instrument and Data Transmission Cables, Cable Reels and Multi-channel "Modular Snake" systems.
Request Canare's *NEW* full line catalog (No. 4).

CANARE CABLE □ 832 N. Victory Blvd., Burbank, CA 91502 □ (818) 840-0993

Circle (160) on Reply Card

"Hands-free" continuous wireless communications



Cetec Vega
WIRELESS
INTERCOM
SYSTEM

"Q" PLUS—convenient full-duplex wireless intercom

- Eliminates trailing cables
- Operates full-duplex or simplex (push-to-talk)
- Up to six portables per system
- Interfaces with other wireless or wired intercom systems
- Long-range communications over low-noise, high-band VHF frequencies
- Installs easily...in minutes
- Many applications...
 - Stage managers and technical directors
 - On-floor crew coordination
 - Camera/lighting operators
 - Backstage conferencing
 - Production crew and setup coordination
 - Warehousing operations, including voice recognition and response
 - Public-safety
 - Sports and racing

Rugged, dependable, and easy to operate

Up to six Cetec Vega "Q" PLUS remote belt-pack wireless intercom units (portables) can communicate full-duplex through a central master station. The six portables talk continuously ("conference" style) without pushing a push-to-talk switch or without the annoying one-person-at-a-time limitations and syllable cutoffs of VOX (voice-operated) systems.

The compact Model QTR-1 portables are built to take abuse, and are housed in a welded aircraft-alloy aluminum case.

The portables are very easy to use; they have only two operating controls — a

combined on/off and headset volume control, and a push-button audio control switch.

The portables operate 8-10 hours on two inexpensive 9-volt batteries.

System audio is crisp and clear, with extended frequency response, low distortion, and audio processing for low noise.

Full monitoring with master station

The Model QX-6 master station has comprehensive provisions for control and monitoring, plus a user-programmable intercom interface and auxiliary audio inputs/outputs. Interfacing is



QTR-1 Portable (top view)

DIP-switch programmable to a wide variety of wired-intercom systems, including Clear-Com, RTS, ROH, David Clark, most "carbon mic" systems, etc.

The master station operates on 115/230 Vac, 50-60 Hz, or + 11.5 to + 24 Vdc.

For more information, contact your nearest Cetec Vega dealer or sales representative, or call 1-800-877-1771*

Cetec Vega

Division of Cetec Corporation
9900 Baldwin Place
El Monte, California 91731-2204
Telephone: 800-877-1771*
(818) 442-0782
Telex II: 910-587-3539
FAX: (818) 444-1342

*Toll-free number effective February 15, 1988.

remote control of VTR playback.
Circle (519)

AMX (H5910)
SX-DCU: data control unit for serial and IR-controlled equipment.
Circle (540)

Automated Business Concepts (1651)
MAPS: station business software—accounting, sales, management, programming.
Circle (573)

BASYS (3884)
Release 9: newsroom software enhancements; auto display refresh, variable split screen, call/capture.
Archive I: integrated multiuser newsroom archiving software; on-line, information storage/retrieval; addressing capability to six millions stories.
B.I.T. Function: stand-alone Betacart control system.
TIMESLOT: personnel scheduling software; tracks, controls complex scheduling of personnel under union and non-union contract conditions.
ANGIS: election system and character generator/titler interface.
Circle (581)

Broadcast Automation (H5824)
BAI-108: live-assist controller; 8-source input, 24 events.
Circle (605)

Broadcast Management Plus (2166)
J-Plus software: joint venture with Jefferson Data Services, combines data storage capacity of Series 1 with the PC; improved electronic

interface between station, rep firm.
Circle (608)

Broadcast Video Systems (2226)
VIC900: VBI data transmission system.
Circle (610)

CAT Systems (1861)
Model 9012: 12-site satellite remote control.
Circle (627)

CBSI Custom Business Systems (653)
System Interfaces: radio automation to broadcast business computer.
Circle (630)

Colorado Video (2609)
**240/*241*: vertical blanking interval freeze-frame video transmission system.
Circle (651)

Columbine Systems (3274)
Preview: financial management application software.
Salmon Sales Management: for IBM PC, PS/2.
Enhancements: sales, traffic, billing software.
Circle (652)

Cycle-Sat (H5433)
Cyclecypher: decoder-controller for satellite reception of commercials, news, other programming; addressable receiver provided to TV stations on \$1/year lease; printer provided.
Circle (687)

Data Center Management (H5015)
DCM election reporting system: electronic newsroom equipment, featuring prompting, generic character generator/titler interface.
Circle (690)

DKW Systems (0000)
CABS system: computer-aided broadcasting software; CABS/PS programming, scheduling, CABS/LA live-assist and CABS/LA+ live-assist plus full automation.
Circle (711)

Dynatech NewStar (3344)
PC NewStar: terminal for newsroom systems.
LEADER: newsroom election system.
APS robotic camera: NewStar option controls camera moves, prompter, auto Betacart tape playback, closed captions, timing, camera scripting.
Circle (721)

Enterprise Systems (4020)
Betacart interface: links business system to cartridge playback equipment.
Electronic tie-in: direct connections between station business computer and various computer-based agency systems.
Circle (747)

Gentner Electronics (265)
Studio timer: remote controllable count-up in 1s intervals to 9:59:59; weighted base, non-glare hood.
Circle (779)

Gentner RF Products (265)
Antenna monitor interface: VRC-1000 accessory; enables interface to directional array antenna (phase) monitor to check all array parameters.
SETUP utility: PC software simplifies setup of VRC-1000 remote control unit; enables IBM PC/compatible with modem to setup or change programming of control system.
Isolation amplifier: VRC-1000 accessory; dc/ac isolation to 100V for metering samples;

Looking for... DA? Come to Us!

We make plain vanilla as well as special audio/video DA's such as component video and DC 12V powered.

- 200-1 Plain vanilla video DA, 8 outputs.
- 200-2 Cable equalizing video DA, up to 3000 ft.
- 200-3 Chroma equalizing video DA, up to ± 3 dB.
- 200-4 Delayed video DA, up to 750 nS.
- 200-5 VCA video DA, remote control system DA.
- 215-1 Line driver V DA, bal/unbal in-out 75/125 ohms.
- 220* DC 12 V powered video DA, 8 outputs.
- 230* 10 outputs video/2 ch audio, dubing system DA.
- 232* 20 outputs video/2 ch audio, dubing system DA.
- 233* 50 outputs video/2 ch audio, dubing system DA.
- 240-1 Plain vanilla audio DA, 12 outputs.
- 240-2 VCA audio DA, remote control system DA.
- 273* Component video DA one gain control for 3 CH.
- 280* DC 12V powered audio DA, 8 outputs.
- 470* DC 12 V powered — V DA, A DA, 5x1 V xp A xp in one 1 RU package

*New products —

- Other quality products from OMICRON VIDEO
 - Model 310 4 frequency tone generator.
 - Model 410 series sync generators.
 - Model 500 series audio/video routing switchers
 - Model 700 series data distribution equipment.

5 YEAR WARRANTY

OMICRON VIDEO

21822 Lassen St., Unit L, Chatsworth, CA 91311

TEL: (818) 700-0742
FAX: (818) 700-0313
TELEX: 910-240-1888

Circle (114) on Reply Card

NEW



HUSKY Tripod/ Fluid Head QKTH-30

- Fluid Damping with Dependable Pan/Tilt controls.
- Large Surfaced QuickSet-On/Off Disconnect Camera Plate with Safety Lock.
- Rugged Aluminum Alloy
- Tubular Leg Construction
- Anodized, Scratch-Resistant Finish.
- Lightweight - Less than 6 1/2 lbs.

QUICKSET

3650 Woodhead Dr., Northbrook, IL. 60062
800/247-6563, IL. 312/498-0700

**LIST PRICE
\$190.00**

Circle (115) on Reply Card

CLASSIC SIMPLICITY

To make something that works – and works well – is craftsmanship. To create a product which redefines its purpose and yet retains an essential simplicity is a work of art.

There are many intercoms on the market... and then there is the McCurdy Digital Intercom.


To say it works well is a classic understatement. To say it's ahead of its time is faint praise indeed. The truth is, the McCurdy CS9400 Digital Intercom simply puts broadcast intercommunication on a whole new level.

Consider these features: • Totally balanced solid state switching • Single pair control wiring • Redundant single station architecture for ultimate reliability • Alpha-numeric displays • Assignment of keys locally or at central location • Disc based interface for storage • Unique caller identification and reply system • Ease of future expansion and reconfiguration • Wide range of control panels and software options • Advanced microprocessor design for optimum performance and user flexibility to accommodate complex production reconfiguration with ease.

All in addition to McCurdy's wealth of experience and expertise in creating a full range of competitively-priced and critically-acclaimed broadcast quality electronic equipment.

When you're talking intercoms, if you're not talking McCurdy, you're making a simple choice much harder than it really needs to be.

The McCurdy CS9400 Digital Intercommunication System. What could be simpler?



**See Our New
Generation CS
9400 + Intercom
at NAB
Booth 1849.**

McCurdy

McCurdy Radio Industries

Circle (256) on Reply Card

108 Carnforth Road, Toronto, Ontario, Canada M4A 2L4 Tel: (416)751-6262 Telex: 06-963533 1051 Clinton Street, Buffalo, New York 14206 Tel: (212)772-0719

BUILT FOR THE DEMANDS OF PRODUCTION.



In the production business, quality plus speed equals success.

That's why the TASCAM ATR-60 Series is engineered for those who make their living with recorders. All five share a design philosophy stressing function over flash; an overriding concern for performance without complication; a thoughtful integration of features which respond to the needs of the professional.

—On every ATR-60, the deck plate won't flex. Ever. So you won't be compensating for flex-induced phase or wow and flutter in post production.

—The unique Omega Drive puts less stress on your tape, so the cumulative tension of a thousand start/stop passes won't reach your tape.

—Heads designed and man-

ufactured by TASCAM means Sync frequency response equals Repro, so you don't have to rewind and change modes to make critical audio decisions.

—Sync Lock and the most responsive servo control in the business will keep you working instead of waiting for a machine to lock up.

—Time Code Lock keeps code coming from the Sync head, regardless of the audio monitor mode, so your synchronizer won't get confusing double messages when modes are switched.

—Input Enable/Disable allows you to monitor any source without repatching or changing mixer settings, avoiding a common cause of aborts.

—Long cable runs don't bother a TASCAM ATR-60, since +4 dBm, +8 dBm and even +10 dBm levels are available.

There are five ATR-60 recorders: the ATR-60-2T (IEC Standard) Center Track Time Code; ATR-60-2N/2D Quarter-inch Mastering; ATR-60-2HS Half-inch High Speed Mastering; ATR-60-4HS Half-inch 4-Track High Speed Mastering or Multitrack; and the ATR-60-8 Half-inch Production Quality 8-track.

To see, hear and feel them, visit your nearby TASCAM dealer, or call TASCAM for the name of the dealer nearest you.

Production is a demanding business. And the ATR-60's are built to meet the demand.

Pure Performance
TASCAM
TEAC Professional Division

7733 Telegraph Rd. • Montebello, CA 90640
Telephone: (213) 726-0303

Circle (257) on Reply Card

simplifies interface to UHF TV transmitters.
Radio version firmware: enables VRC-1000 to operate on subcarrier, telemetry or push-to-talk radio link or dial, dedicated phone circuits.
Temperature sensor: accessory for four thermal sensing systems for air, water, etc.
VRC-1000 firmware: version 3.0 expansion; accommodates auto commands, adds 10 features, additional access capability.
Circle (780)

HEDCO (1820)
RSC-100: remote serial control card for small switchers with RSP-100 control panel.
Circle (799)

Kinometrics/Truetime (4015)
OM-DC: Omega synchronized clocks; accuracy within ± 5 ms based on VLF radio-navigation signals.
Circle (842)

Media Computing (4275)
NCI interface: links newsroom computer system to character generator; supplements ANGIS election system.
Circle (891)

3M Broadcast-Related (2305)
RS-422: 3M machine control system.
Circle (907)

Moseley Associates (2315)
MRC-2 software update: faster telemetry updates allow operator's knowledge of system status.
MRC PC: remote control system interfaces to PC as control terminal.
DAVR: Dial Access/Voice Response enhancement for MRC-1600 remote control product.
Circle (914)

Odetics (H5813)
Expanded interface: input/output enabling cart machine to control and switch external recorders, players and other program sources.
Automation interface: advanced traffic/station automation interfacing; fully automates play list and "as run" log information exchange with TCS-2000.
TCS-2000: expanded line includes SP, M-II formats.
Circle (940)

Pinzone Communications (1119)
Timeslot schedulers: Microtek *Facilities* and *Personnel* software; IBM PC/AT/XT/PS2 and compatible; 640k RAM and 10Meg hard disk suggested.
Circle (969)

Reach Electronics (4180)
21TYE1: Liaison dial access paging terminal; voice storage capability; compatible with most digital formats; configurations for Liaison, tone only, tone and voice paging.
Circle (989)

Sony Broadcast (2902)
Library Management System: production model.
BVW-95: enhanced Betacart Betacam-SP deck; improved picture quality, wider audio options.
Circle (1037)

Total Spectrum Mfg. (2069)
Teleconferencing: remote control products, including *VS-200M* pan/tilt, *UNI-11-SND* uniplexer.
Circle (1110)

Townsend Broadcast (4356)
DC-80: auto video cart machine; commercial playback system available for SP, S-VHS, M-II, Betacam formats.
DC-80DL: auto program delay, continuous from 4 minutes to over 2 hours without intervention; enhanced video processing, stereo audio, record-only, play-only, push-pull schedule adjustment.
DC-800: multiple channel program playback; handles programs, commercials, PSAs and IDs.
DC-800A for walk-away automation system.
Circle (1111)

Utah Scientific (3344)
RAS-I: real-time switcher control; computer scheduling of time referenced events for execution by routing switchers and machine control systems.
TAS-I: on-air station automation; full-featured, with intelligent machine control.
Circle (723)

VG Electronics (503)
**1075*: data encoder for use with FM radio transmitters.
Circle (1137)

Video Design Pro (H6114)
VidCAD 2.4: expanded CAD drawing library for TV facility design.
CAD Spec: costing database allows automatic costing of VidCAD drawings.
VidCAD systems: turnkey CAD software and hardware.
VidPAD 3-D: full 3-D TV facilities layout tools with shading and perspective.
VidPAD: paper-aided design, automates TV facility design, engineering.
Circle (1142)

S2: Wire, cable

- Connectors
- Fiber optics (FO)
- Patch panel products

ADC Telecommunications (3480)
ICON: Integrated Cable Organization Network audio cable management system.
**5-9*: SMPTE 9-pin patching system.
Circle (508)

Artel Communications (2077)
FiberWay 802.3 Bridge: links Ethernet networks to 100Mbit/s FiberWay FO LAN.
T3080: FO transmitter at 1,550nm; for Series 3070 receivers on single-mode fiber link; meets EIA-250B short-haul spec; 45km range; compatible with T3100 audio/data subcarrier modules.
Wave Division Multiplexer: signal combiner for T3070 1,300nm and T3080 1,550nm transmitters in dual uni-/bidirectional transmission; bridges T3080/WDM to existing fiber link using 1,300nm equipment.
Circle (554)

Cam-Lok (H5931)
EO400 series: Posi-Lok power distribution panel; 400A, 500V; meets NEC spec; special polarization, interlock design contacts ground first; avoids cross phasing.
Circle (620)

Canare Cable (4556)
A2V1: camera remote cable; 1-video, 2-audio circuits.
BCJ-R: BNC receptacle.
L-2E5: miniature microphone cable.
GS-4: miniature high-Z cable.
BCE-C3: BNC connectors, in-line type; 75 Ω .
A2SP: ENG/EFP remote snake system.
Circle (623)

Catel Telecommunications (1252)
**3100*: synthesized fiber material.
Circle (628)

Chester Cable (H5325)
Component video cable: complies with SMPTE standards; individual coax cables in common jacket.
Circle (639)

Comlux (4338)
Video codec: 9-bit video FO encoder/decoder.
Digital video: fiber optic hardware.
Circle (655)

Connectronics (172)
STUDIFLEX-24: 24-pair, shielded, jacketed color-coded in single outer jacket; for studio, interconnect wiring.
Circle (672)

Dynair Electronics (3730)
Fiber optic link: for HDTV applications.
Circle (716)

Gentner Electronics (265)
Versapatch/FB-I: chassis-enclosed patch panel with Flexiblock 100 termination on rear panel; 48 jacks, offset spacing for stereo; TR-S, normals brought to rear panel.
EasyTerm/FB-I: rack-mount termination, 320 punch-down terminals in 3.5" rack space; 4 wires per circuit, stranded or solid; hinged panel for easy access.
Flexiblock FB-100: increased termination density for stranded wire punch block; 2x50 terminals, two connections per terminal; 4-wire per circuit capability; Mil-spec with gas sealed connections.
Circle (779)

IMC/International Music (H5728)
PG1000, M21000: universal patchbay programmer with 12" RGB monitor.
DP3200, DP2000: 32 in/out audio patchbay; 16 in/out audio and video patchbay.
Circle (815)

J-LAB (1019)
Component cable extender.
Video DA: battery operated.
Circle (830)

Neutrik USA (4587)
Weatherproof XLRs: rustproof, splashproof, withstand corrosion; *NC3FX-HD* female with rubber boot, *NC3MX-HD* male is stainless steel.
NM, NA series: Neutrik modular, adapter connectors; create custom adapters from XLR, RCA, BNC connectors; can include transformers, etc.
Circle (1219)

Switchcraft (130)
EHIL: $\frac{1}{4}$ " locking jack.
A3FS/A3MS: small diameter Q.C. cable clamp.
A3FBAU/A3MBAU: black/gold Q.G. connectors.
Audio patch panel.
Circle (1063)

Union Connector (2584)
Prototype: 200A outdoor electrical distribution center.
Patch panels: various types including single pin patch, hanging cord.
Model 20-2P&G: 20A stage pin plug, connector; easier wiring.
 Circle (1121)

S3: Cases, racks acoustical material, studio furnishings

Acoustic Systems (H5224)
SD-47: acoustic door.
 Circle (505)

Alpha Audio (2258)
Acoustic materials: new forms of Sonex, Soundtex, Acoustilead, Sonex 1.
 Circle (527)

Anvil Cases (1881)
M.I.C.S.: modular interlocking case system.
 Circle (546)

Arben Design (4563)
Studio sets: new line of flats for studio use.
Display kiosks: interactive videodisc or other programming displays.
 Circle (550)

Arrakis Systems (465)
Modulink: factory prewired studio systems; pedestals prewired with connectors, ready to

plug in and go; standard configurations with Arrakis consoles and custom designs; distributed through Allied Broadcast.
 Circle (552)

Calzone Case (1852)
Proline: lighter duty version of Escort series; for regional and local transport.
Convoy: 1/8" ABS plastic molded case for lightweight transport use.
Escort: transport case series; maximum protection; exceeds ATA spec for flight case.
 Circle (619)

Centro (3569)
VPC-1: video production console, for video, graphics, audio production.
CRK-1: collapsible rack kit.
DRK-1: 3-bay display rack for production, off-line editing.
 Circle (634)

Ferno Washington (H5624)
**293 Freelancer:* audio-video equipment transporter with 293-1 battery gimbal; 293-2 shelf; 293-3 light support pole.
 Circle (757)

Alan Gordon Enterprises (2538)
Special effects: acrylic devices; ice cubes, spills, pours, bubbles, smoke bombs.
 Circle (784)

Kangaroo Video Products (2214)
Case: for portable TV monitor.
Raincover: for Sony BVP-360 studio camera.
Waist-belt production pack.
Case/raincover: for Sony Betacam SP, Panasonic M-II camera/recorder models.

Camera case: design case with viewfinder support for Sony Betacam SP, Panasonic M-II cameras.
 Circle (836)

K&H Products/PortaBrace (3374)
Producer-Director: compact briefcase.
Shoulder cases: for Sony BVW-505, Beta, Panasonic M-II camcorder combos; with rain-top feature.
G2 Cart: includes front wheels.
Lighting case: stores lighting kit for easy transport.
Run bags: general purpose, light-weight ditty bags for miscellany.
Recorder cases: for Sony BVW-35, BVV-5/VA5, Panasonic AU-500, AG-7400.
Camera cases: Sony BVW-505 and camcorder combos from Ampex, BTS, Ikegami, NEC, Panasonic.
 Circle (841)

Kintronic Labs (1040)
SER series: standard equipment racks; unique features and decor.
 Circle (845)

Lake Systems (1039)
Custom control consoles.
 Circle (850)

Nalpak Video Sales (4280)
SP-9948: professional soft tripod case.
TP-1248: expanded line of TriPak, tubular tripod cases.
 Circle (923)

RPG Diffusor Systems (1125)
Complete acoustical treatment: expanded line of broad-bandwidth sound QRD diffusors, Abfussor absorbers and Triffusor variable

LOOK INTO THE FUTURE!

**Have You Outgrown That Small, One M/E Switcher You Bought A Few Years Ago?
 Are The BIG Switchers With The BIG Price Tags Out Of Your Budget?**

INTERGROUP Proudly Announces THE NEW 9500 SERIES SWITCHERS!

The 9500 Series Production Switcher is designed around the proven technology of the 9600 Series which has been installed in over 50 installations world-wide. The 9500 Series provides the link from the small \$10,000 switcher of several years ago, to the high powered, multi-layered dual M/E switcher of today.

- Rack Mountable
- 2 Mix/Effects
- 4 Full Linear Keys
- 12 or 24 Inputs
- 1000 Event Memory
- Under \$29,000


**See the complete line of
 Intergroup products at NAB,
 April 9-12, Booth #2359.**



**INTERGROUP
 TECHNOLOGIES**

2040 NW 67th Place / Gainesville, Florida USA 32606
 1-800-874-7590 / 904-335-0901 / TWX 810-825-2307

Circle (162) on Reply Card



Conventional NTSC

Unretouched reproductions
of actual monitor displays.

Faroudja NTSC Encoder and Decoder

IMPROVE YOUR NTSC

Faroudja Laboratories improved NTSC is fully compatible with the present system. Faroudja technology is licensed to Conrac, Fortel, Ikegami, JVC, Sony, etc...

If you want your NTSC to look like R.G.B.,

FAROUDJA Laboratories

Faroudja Laboratories Inc.
946 Benicia Avenue
Sunnyvale, California 94086
Telephone 408/245-1492
Telex 278559 MUHA UR
Fax 408/245-3363

See Us At NAB
Booth 4535

STANTRON

VIDEO CENTER



for • VIDEO PRODUCTION
• POST-PRODUCTION
• EDITING • ENG • EFP

- CABINET CONSOLES
- DESK CONSOLES
- VTR/VCR RACKS
- DOUBBING RACKS

STANTRON VIDEO CENTER

Designed for
YOUR VIDEO EQUIPMENT
has modular "add-on"
features that allow
maximum flexibility
and versatility
in designing console
arrangements for
professional, industrial,
communication
and educational
VIDEO CENTERS.

Write or call for **FREE**
VIDEO CENTER CATALOG
200

mailing address: P.O. Box 58VC
No. Hollywood, CA 91605, S.A.
or call Toll Free: 1-800-800-0019
No. Calif. Toll Free: 1-800-800-0020
So. Calif. please call 1-213-800-0800
TWX: 910-213-1117

STANTRON

Unit of Zero Corporation

factory:
6900-6918 Beck Ave.
No. Hollywood, CA 91605

Circle (164) for CALL ME, I'M INTERESTED
Circle (165) for SEND LITERATURE ONLY

acoustics modules.
Circle (1005)

Star Case (2487)
Case product enhancements: additional colors
in bordeaux and turquoise for ATA-STAR, Super
STAR and Ultra STAR lines.
Circle (1051)

Storeel (2653)
CD-160: storage system for compact disc media;
accommodates 160 to 640.
BC-280/360: set-up truck for Betacart; capaci-
ty of 360.
BC-200/10: mobile high density Beta/M-II
storage units.
Circle (1055)

Telepak San Diego (4569)
T-80 HC: shipper case for EVM-8010, BVM-8021,
PVM-8020.
T-80: case for EVM-8010, BVM-8021, PVM-8020
monitors.
T-Rain IV: raincover for Panasonic
AG-150-55-60.
T-UCP: universal camera case; styled as carry-
on luggage.
Circle (1086)

Uni-Set (1834)
DBS cabinets: stores your downlink business TV
network equipment.
Studio staging: 3-ft modular systems.
Circle (1122)

Wheelit (2583)
Model 8400: computer or editing console.
Circle (1161)

Winsted (2680)
Vertical equipment racks.
Tape storage: for Beta, VHS, M-II cassettes.
30° Slope: modular console series.
Circle (1164)

S4: Recording media


- Audio, video
- Cassettes, reel tape
- Cleaners, conditioners
- Degaussers, shippers

Agfa-Gevaert (3880)
Agfa Betacam: prototype cassette.
Broadcast Pro U-matic: prototype cassette.
Demonstration: videocassette loading with
PEV-192, Strand tape loader.
Circle (516)

Ampex MTD (3302)
Packaging systems: anti-static plastics in #187
broadcast and #197 master broadcast U-matic
cassettes.
Circle (537)

Audico (830)
Videocassette loader: unload, rewind, cycle,
length verification for all 1/2", 3/4", 19mm and
1" formats.
Circle (561)

CMC Technology (2853)
Service: full, partial refurbishing of Sony
BVH1100/2000 PAL, NTSC upper drums.
Circle (647)



TAKING THE SHOW ON THE ROAD?

Transmit Your Live Remote Right Back To Your Doorstep


As broadcasters, we understand the need for audio quality and system reliability—that's why we tailor our system to meet your critical needs, whether you transmit 7 days a week or once a year.

We have been able to merge fiber optics and high quality audio circuits with our SCPC technology to provide you custom links from exciting sites such as the Mardi

Gras, the Super Bowl, Hollywood, and London—at a very affordable cost!

So link up with NPR for ad hoc networking, full-time networking, transportable uplinking and SCPC audio transmission...and find out why so many broadcasters are using our services to stand out in today's competitive marketplace

Just call (202)822-2626 for more information.



NATIONAL PUBLIC RADIO

Satellite Services

2025 M Street, N.W. Washington, D.C. 20036

Phone (202) 822-2626

NOW, FULL SHIFT PERFORMANCE FOR YOUR HAND-HELD RADIO

SUPER ICOM CM-7S

13.2 volts, 900 ma, double the capacity of the ICOM CM-7, 5 watt output for the IC-U2/U16/H16.

SUPER ICOM CM-8S

9.6 volts, 1200 ma, 50% more capacity than the ICOM CM-8, 3.5 watt output for the IC-U2/U16/H16/U12/H12.

Both are base charge only using CM-30, CM-35 or CM-60 chargers, and include overcharge and short circuit protection. CM-7S or CM-8S \$65.00 + \$3.00 shipping.

Call Periphex for all your battery needs. Motorola, GE, RCA, Kenwood, Icom, Johnson, Standard, etc. Also complete inventory of Gel Cells, Sealed Lead Acid, Alkaline and Nicads. All battery packs include a 1 year guarantee.

Call or write for your free catalog. Dealer inquiries invited.



PERIPHEx inc.

149 Palmer Road • Southbury, CT 06488
(203) 264-3985

Circle (167) on Reply Card

Grow Professionally!

Join & Participate in AES

For Information

Call:

212-661-8528

Data Security (N.A.)
Type II: degausser for desensitizing Type II video, high-energy instrumentation and high energy computer back-up tape; DOD approved.
MP7 degausser: 1-pass, conveyor-belt system; for 1500Oe metal-particle tape (M-II, Beta-SP).
Circle (691)

Fidelipac (515)
**1000 tape:* cartridge format, cobalt formula; offers high level of sound fidelity with original source.
Circle (760)

Fife-Pearce (H5933)
2PT5: tape degausser, conveyor design; automatic, continuous operation.
Circle (761)

Fuji Photo Film (4307)
Pro-S S-VHS: 30, 60, 120 minute cassettes for S-VHS; 20-minute for S-VHS-C.
Circle (772)

Maxell (2383)
TF20-5000F/-4400GN: pancake VHS duplication packs; -4400GN—14,436 feet; improved base film increases performance, strength.
Maxell video floppy disk: 50 single-field, 25 frame still picture capacity.
Circle (885)

3M Magnetic Media (2305)
PB series: Master broadcast Betacam SP videocassettes; 60- and 90-minute Betacam cassettes.
SP series: ¾" cassettes for broadcast.
MM series: Master Broadcast M-II videocassettes.
ST series: S-VHS videocassettes.
PB metal: Betacam Master Broadcast metal formula videocassettes.
Circle (906)

Quantum Audio Labs (2301)
BTE 1900 series degaussers: -1900 S-VHS/Beta SP; -1905 M-II; -1915 for D-1, D-2; -1925 conveyor-type for high energy metal tape.
Circle (980)

RTI/Research Technology (2466)
Model 6120: 1" videotape evaluator/cleaner; high-speed operation.
Model D-II: dropout analyzer; allows dual size dropout counting.
TapeChek: videotape evaluators for ¾", Betacam, M formats.
Circle (1007)

Sony Magnetic Products (2902)
D-2 tape: metal formulation for digital composite recording format.
Circle (1038)

TDK Electronics (4580)
Cassette accessories: HD-30 cassette deck head demagnetizer; HCL (dry), HCW (wet) head cleaners; TCW VHS wet cleaner.
EC-30-S: endless audio cassettes.
Super VHS XP: videocassettes for Super VHS format; line includes VHS-C product.
Super D: high-bias, Type II audiocassette tape.
Super Avilyn: improved SA Type II audio cassettes; elevated low/high frequency MOL, reduced bias noise, improved low/high frequency dynamic range.
Circle (1076)

Zonal (1621)
920, 960 series: 75 and 125 micron polyester

magnetic sound recording film; improved mechanical characteristics with electro-acoustic performance of 900/950 series.
830 series: broadcast audio tape; formulated for EBU standards for improved distortion, noise and HF response characteristics.
Voice logging tape: full range of logging tapes, compatible to most communications recorders.
Circle (1173)

S5: Distribution

- Distribution amps
- Routing switchers

Adrienne Electronics (H5318)
AEC-I: 10x1 video, stereo audio router; 30MHz video bandwidth.
Circle (511)

AMX (H5910)
ASW-500: audio, video switcher.
ATP: LCD control panel.
Circle (540)

BTS Broadcast TV Systems (2920)
BSX-350A/BSX-350V: 10x10 compact routing switchers for audio and video.
TAS/TVS-2001: video/audio HDTV compatible distribution switcher.
BAS/BVS-350: 10x1 or 20x1 video, stereo audio routing switcher; 30MHz bandwidth
Circle (615)

CEL Electronics (1433)
PI64: 16x8 crosspoint video routing switcher.
Circle (631)

Datatek (2356)
D-802: 10-output video DA.
D-810: 10x1 audio-video switcher.
D-2400: audio-video routing switcher systems.
Circle (693)

DI-Tech (2180)
Model 9002: virtual matrix control system.
Model 5863: RS-422/RS-232 data router; 32x32 matrix.
Circle (710)

Dynalr Electronics (3730)
Switcher controller: includes multiple-bus, multiple-level display.
Mini control panel: full-feature, low cost for Dynasty switching systems.
Modular DA series: mix/match coax and fiber optic inputs/outputs.
Circle (716)

ESE (1800)
ES247 VDA: quad 1x6 video amplifier.
Circle (749)

FOR-A (3169)
VRS-1000/ARS-2000: video/audio router; expandable 16x16 matrix system.
Circle (767)

Future Productions (H5830)
AVD-12S: A/V distribution amp for S-VHS; 12-output.
Circle (774)

the affordable studio..



CG4722 Character Generator

- More Facilities • Fast and Simple Operation • Lower Cost



The SWAT Plus - SyncWatcher Analyzer & Timer

- Automatic Monitoring of all Sync/Blanking Parameters



9", 14" & 20" Colour Monitors

- Full Facilities • Rugged Engineering • Lower Cost


Pesa in the Studio

With these products and others like the SIM4000 Intercom System, Pesa is making a big name for itself in the studio, offering *high-technology at competitive prices.*

Pesa is prominent in transmission too with TV transmitters and transposers, powers ranging from 1W to 10KW and rising.

Pesa in Broadcasting Systems

Active in all areas of broadcasting, Pesa has supplied well over 100 OB vans from small ENG units right up to major production vehicles. Customised studio systems are in the portfolio too. So, whether it's a single piece of equipment or your next major project, talk to Pesa. - *we'll offer you higher technology, always at lower prices.*



PESA


✱ Grupo INISEL

Pesa America, Inc., 6073 N.W. 167 Street, Suite C-4, Miami, Florida 33015.

Telephone (305) 556-9638. Telex 6712435. Fax (305) 556 5536. Circle (168) on Reply Card

www.americanradiohistory.com

Here's a far out way



and a down to earth

Introducing the Cycle Sat Satellite Courier System.

With the dramatic increase in the number of spot commercials and the revenues they generate, your television station faces a critical need for a dependable, fast, accurate system for receiving network quality spots and traffic instructions on time.

Any commercials OR traffic instructions that are misplaced or damaged due to land or air courier error can mean financial loss to your station or the inconvenience of "make-goods."


Now there's the *Cycle Sat Satellite Courier System*. Cycle Sat can provide you with network quality spots AND traffic information — including updates in a timely fashion, allowing you more scheduling time. Changes in trafficking can now be instantaneous instead of late or lost.

Cyclecypher downlinks fast!

Cycle Sat's proprietary Cyclecypher®, when installed in your station, is capable of automatically recording **only** those spot commercials



to deliver TV spots...



way to receive them.

intended for your station. What's more, they may be recorded in off-peak time periods.

With reception of either Ku-band or C-band, our nightly transmission schedules reduce your recording equipment conflicts by allowing you to receive all scheduled commercials during a **single** feed. By the use of the Cyclecypher system, you can reduce operation time and store commercials in just 25% of the space required to store a similar number by conventional means.


The Cycle Sat Package.

When you sign-up for the *Cycle Sat Satellite Courier*, you will receive the Cycle Sat package, which includes: a Cyclecypher, Ku-band/C-band satellite data decoder/receiver, a high-speed Cycle Sat printer, a remote record indicator, two interface cable packs, and \$100 to help cover your installation costs.

For consistent clear picture quality, reliability, timely delivery and scheduling of spot TV, call toll-free **1-800-622-1865**.

See us at the NAB SHOW,

April 9-12/Las Vegas Booths 5433 and 2629
(With GE American Communications)



CYCLE • SAT
SATELLITE COURIERS

DELIVERS CLEAR SOLUTIONS

A subsidiary of Winnebago Industries Inc.
119 Willowglen Drive
Forest City, Iowa 50436

Offices in Los Angeles, Chicago and New York

Circle (169) on Reply Card

www.americanradiohistory.com

Gentner Electronics (265)
Routing DA: 8x28 audio DA; any combination of 8 inputs to any of 28 outputs.
 Circle (779)

Grass Valley Group (2928)
DDA-101: digital DA, 1x4 format.
Enhancements: to HORIZON and TEN-20/20-TEN routing switchers.
 Circle (788)

James Grunder & Associates (1433)
P164: 16x8 crosspoint video routing switcher.
 Circle (793)

Harrison Systems (125)
ARS-9: audio-only routing-distribution switcher.
 Circle (798)

HEDCO (1820)
TWS-100, TWS-200: 12x1 video and stereo audio

routing switchers.
HD16 switcher: 16x16 routing switcher, with RS-232 serial controller.
 Circle (799)

Ikegami (2320)
TSW-502: source selector system.
 Circle (812)

Image Video (3584)
**9520*: 20x10 video routing switcher; 1-rack unit required.
VDA-160: 16-channel, 3-rack unit video DA package.
**9521*: 20x10 dual-audio routing switcher; requires 1-rack unit space.
 Circle (814)

J-LAB (1019)
Routing switcher: 5x1 matrix.
 Circle (830)

Leitch Video (2169)
DDA 6001: digital equalizing 4x1 distribution amps; for CCIR-601 signals.
 Circle (859)

Lenco (3956)
STARFLEX: distribution system.
 Circle (861)

McCurdy Radio (1849)
ADS-800: audio distribution system.
 Circle (887)

3M Broadcast-Related (2305)
Routing switchers: audio, video systems.
 Circle (907)

Moseley Associates (2315)
ARS-256 PC: PC control option for audio routing switcher.
 Circle (914)

Omicron Video (1870)
Model 330: digital component video DA.
 Circle (943)

ROH (2235)
**7000*: audio routing switcher; summing crossbar design allows assignment of any or all inputs to any or all outputs; specs exceed broadcast requirements.
 Circle (999)

Sierra Video Systems (H5315)
Series 5: new design component video 5x1 router.
Series 8/16: new design 8-RU frame.
 Circle (1028)

H.A. Solutec (4541)
SOL 5532: audio DA, stereo.
 Circle (1035)

Utah Scientific (3344)
DVS-1: digital video routing switcher; for parallel CCIR-601 signals; fully compatible with existing Utah Scientific A/V routing control systems.
 Circle (3344)

Video Accessory (2617)
Video DA: 1-in, 6-out, clamping.
 Circle (1138)

Videotek (3074)
RS-103, 103A: 10x1 video switcher with computer control; -A version includes three audio channels and breakaway.
 Circle (1147)

Vortex Communications (753)
GC-16x16: expandable routing switcher systems; 4-level master, multislave switching; for video, RGB, YUV, digital, HDTV, audio, control RS-422/232 signals.
Video DAs: wide bandwidth, high stability.
GC-5x1: RGB/component routing switcher; loop-through inputs; equivalent of 15 DAs.
 Circle (1151)


S6: Test equipment

Altronic Research (1250)
**6735*: 35kW air-cooled RF coaxial dummy load resistor.
 Circle (530)

Interested in ordering article reprints out of this or another issue? * Reprints can be excellent learning tools for your technical staff and great marketing tools for your sales staff. Call or write Cynthia Sedler at Intertec Publishing Corp., P.O. Box 12901, Overland Park, KS 66212; (913) 888-4664.

*Minimum order 1,000 copies

HOW TO PROTECT YOUR IMAGE



Scrambled



Descrambled



S-234

S-134
FOUR FIELD SYNCHRONIZER

The Microtime S-134 and S-234 will protect your video image with the most advanced capabilities for synchronizing and correcting remote feeds. And, with video scrambling, you ensure the security of your video image. Features include:

- Four field memory with four field freeze
- Composite digital sampling for transparent video processing
- Sophisticated "hot cut" performance to correct incoming signals
- High level of noise immunity to synchronize poor quality signals without freezing
- Selectable response to fading signals
- Audio steering output to correct lip sync problems
- Complete proc amp controls and optional remote control
- Available in NTSC, PAL-B or PAL-M standards

S-234 Four Field Synchronizer/TBC

The S-234, available in NTSC only, has all of the features of the S-134 and in addition, includes an infinite window NTSC TBC. You can operate the S-234 with or without advanced sync to a heterodyne VTR. A 3.58 sub-carrier output is provided for wideband TBC operation. Auto mode circuitry selects TBC mode or synchronizer mode based on the video output.

Scrambler Option

If you are concerned about the theft of your video signal, use the scrambler option to turn the S-134 or S-234 into a scrambler/descrambler system. All you need is a scrambler at the transmit location and a descrambler at the receive location.

- 4,300,000,000 user selectable key codes
- Random line-to-line scrambling
- Random code changes during transmission
- Scrambled video can be recorded by VTR for time delayed de-scrambling

For more information, call Microtime.

 **MICROTIME**

A Subsidiary of ANDERSEN GROUP

Visit Us At NAB Booth #2638

Microtime, Inc., 1280 Blue Hills Avenue, Bloomfield, CT 06002 USA
Telephone: (203) 242-4242 • 1-800-243-1570 • Telex: 4938290 MCRO UI • Telefax: (203) 242-9876

Circle (171) on Reply Card

www.americanradiohistory.com

Amber Electro Design (1201)
Wow/flutter option: for #5500 audio noise/measurement system.
Phase option: for #5500 system.
Software revision: latest version of AudioCheck, for control of programmable #5500 instrument.
 5100, 5300: programmable audio oscillator and distortion analyzer instruments; essentially the #5500 divided into a transmitter, receiver where measurements require separated units.
 Circle (531)

ATI/Audio Technologies (359)
MicroMeters monitors: VU200/-400/-600/-800; display 1-4 stereo signal pairs on 2-color vacuum fluorescent bar-graph indicators with peak storage; balanced adjustable gain.
 Circle (560)

Audio Precision (1030)
PCI-3: interface to IBM PS/2 computer family.
Software: for automated alignment of Studer A820, 821, 810, 807 record/reproduce electronics using existing reference tapes.
 Circle (566)

Audio-Video Engineering (1848)
HSC-1/-2: video hum-stop coils.
 Circle (568)

B&B Systems (2473)
AN2HR series: 1/2-rack format X-Y audio signal monitor scopes; available with Lissajous or patented ImageScope display; integral audio power amp allows engineer to hear signal as well as view phase condition.
 Circle (582)

Belar Electronics Lab (553)
FMM-4: FM digital frequency meter.
TVM-100: TV aural modulation monitor;

mono/stereo compatible.
SCM-2: SCA modulation monitor.
 Circle (585)

Bird Electronic (635)
#8891-400/420: series of high power, 2.5kW and 5kW, combination load and wattmeters for hybrids and other balancing networks.
 Circle (594)

Bradley Broadcast Sales (140)
SA-3050A: Audio Control industrial real-time analyzer.
 Circle (602)

Broadcast Video Systems (2226)
Digivision: test system for CCIR R601 4:2:2 digital component video signals; module fits PC and compatibles.
FASTIME: BAL smart video delay system.
 Circle (610)

BTS Broadcast TV Systems (2920)
PD-TB 7184: digital test pattern generator.
 Circle (615)

Coaxial Dynamics (1112)
Meters-line sections: appropriate elements included with 4-1/16" and 6-1/8" products.
#7510 frequency counter/wattmeter: peak power readout capability.
 Circle (649)

Control Concepts (4159)
Islatron Plus: small power line protection system for microprocessor-based equipment; protection begins within $\pm 2V$ of preset level, response time $< 5ns$; BC-105 120Vac to 5a; BC-115 120Vac to 15a.
 Circle (675)

Current Technology (H6110)
Power Server Line: power condition, distribution to serve digital equipment.
 Circle (686)

Peter W. Dahl (865)
Custom: high voltage power supply for TV klystron applications.
High level: modulation transformers, reactors for 1-5kW transmitters; 1 ϕ -3 ϕ plate transformers.
 Circle (688)

Delta Electronics (134)
Splatter monitor: measures out-of-band emissions for AM radio; remote output adjustment; interfaces to remote control equipment; frequency agile, 12Vdc system with optional loop antenna for field measurements from vehicle.
 Circle (697)

Electro Impulse Lab (413)
DPTC-75KFM: improved model; dry, forced air-cooled FM dummy load; replaces DPTC-65KFM.
 Circle (737)

Grass Valley Group (2928)
CBM-85N: SMPTE color bar generator for 8500 series frame.
 Circle (788)

HEDCO (1820)
HTG-200: audio tone generator; part of HEDLine series.
 Circle (799)

Hipotronics (4546)
Peschel: automatic voltage regulator.
 Circle (801)

This new QuantAural™ QA-100 Audio Program Analyzer gives you the advantage in competitive broadcasting

Simply put, the QA-100 quantifies what you hear. Your station sound can now be electronically monitored the way you hear it. Exactly. And, you can monitor the competition too!

Real time analysis of any audio signal. From a receiver, tape recorder, or processing equipment. You see the measurements as you hear the sound. Changes in processing or variations in system performance are immediately shown on the QA-100 panel meter or bargraph display—using program material as the signal source.

The QA-100 hears like a program director and talks like an engineer. With it you can monitor maximum peak level (relative peak modulation), overall

processing effectiveness (average level), tightness of sound and processing control (peak density), tonal balance, consistency and preemphasis (four band real time analyzer), stereo image width (L + R to L - R ratio) and "punch" (special "aural intensity" measurement).

Interested? To learn more about how the QA-100 will help your station compete, call Potomac Instruments today.



QuantAural is a registered trademark.



POTOMAC INSTRUMENTS
 932 PHILADELPHIA AVE. SILVER SPRING, MD 20910
 (301) 589-2662

Circle (172) on Reply Card

TELEVISION TRANSMITTERS



THE PERFECT PICTURE BY



THOMSON-LGT

LABORATOIRE GENERAL DES TELECOMMUNICATIONS
1 RUE DE L'AUTIL - Z.I. DES BOUTRIES
78700 CONFLANS-STE-HONORINE / FRANCE
TEL : (33.1) 34.90.31.00 - FAX : (33.1) 34.90.30.00
TELEX 696 833 F

See us on booth 3333 at N.A.B. Las Vegas

Circle (173) on Reply Card

March 1988 *Broadcast Engineering* 245

Holiday Industries (1114)
HI-3600: VDT video display terminal radiation monitor.
Circle (805)

Jensen Tools (4016)
JTK-11: broadcast engineer's tool kit.
Circle (829)

Kintek (1611)
KT-932: dynamic audio phase meter.
KT-960: correlation monitor and polarity corrector.
Circle (844)

Kintronic Labs (1040)
MP-TCA: meter plug-in for Delta Electronics metering system.
Circle (845)

Leader Instruments (3472)
LCG-413: EFP test signal generator with source ID.

LVM-9042A: automatic video level meter.
**5870*: combo waveform-vector monitor with SCH-phase error indicator on CRT.
**5854*: handheld ENG/EFP vectorscope; dc-powered portable unit.
Model 411: synthesized sync/text signal generator with source ID.
LSN-9044A: video noise level meter.
Circle (855)

LEA Dynatech (3344)
PH-series: transient voltage surge suppressor; diverts lightning-induced surge current and high-voltage impulses to utility common point earth ground.
PT-series: transient suppressor, clamps impulse voltages to a safe level; installs at distribution

panel or just ahead of studio equipment.
Circle (720)

Leitch Video (2169)
MTG-2600N: component test signal generator.
Circle (859)

Magni Systems (H5105)
4004/4005: converts output of Amiga PC to broadcast video.
1517: component test signal generator; 24 625-line CAV signals; optional component digital output.
1510A/1510S option: composite digital output for signal test generators.
1515: component and composite test signal generator; supports NTSC, RGB, Beta, M-II, SMPTE/EBU, S-VHS; component digital output option.
Circle (875)

Marcom (103)
**701-00M kit*: modification kit for TFT 701/702 modulation monitor; enables unit to monitor composite BTSC total modulation; includes PLL decoder, LP filters, calibrator; does not affect 701/702 performance in mono mode.
Circle (878)

Marconi Instruments (2518)
**2924*: universal television signal analyzer.
**2926*: television generator, inserter.
Circle (880)

McCurdy Radio (1849)
ATS-100: audio test set.
Circle (887)

Minolta (2573)
LS-100: luminance meter.
CS-100: non-contact colorimeter.
Circle (903)

Nalpak Video Sales (4280)
EF-AC: detects ac/dc voltage without a connection.
Circle (923)

Narda Microwave (1428)
Model 8696: averaging module for RADHAZ meters.
Series 8700: RF meter (*8716), probe (*8721) for 0.3-40GHz and *8761 probe for 0.3-1000MHz.
Model 8520: combination E-H field monitor, 50-220MHz.
Circle (924)

Philips T&M/Pro TV (3177)
PM-5640: TV test signal generator; full-field and VITS functions.
Circle (965)

Quality Video Supply (4387)
UT-CX1: 3-blade coaxial cable stripper.
Circle (978)

RAM Broadcast Systems (170)
PS-1000: phascope.
Circle (985)

RF Technology (4243)
Faraday filters: range of video, aliasing filters, delay lines.
Circle (995)

Rohde & Schwarz (2706)
ATF TV data analyzer: line store/freeze with remote transmission capability; measures signals NTSC, PAL, SECAM standards with

TAKE IT ON THE ROAD. SEE WHAT IT WILL DO.



Shok-Stop™ cases are tough. Hit the road with them once, and you'll know exactly what we're talking about.

Built like no other, Shok-Stop cases can take a beating that would turn other cases into so much scrap metal and sawdust. The Shok-Stop's rugged high density polyethylene shell, with its unique ribbed design, absorbs virtually all impact shock. The little remaining vibration reaching the interior is instantly overcome by the high density custom fitted foam. And, your very valuable extremely sensitive broadcast equipment is left totally unharmed.

Shok-Stop cases are water tight, scuff resistant and are the only field repairable cases on the market today. They can be ordered with optional EMI/RFI shielding and pressure release valves.

So, the next time you hit the road for one of those knock-down drag-out sessions, remember to pack it all in the toughest transit cases made. The Shok-Stop from Thermodyne.



**THERMODYNE
INTERNATIONAL LTD**

20850 Alameda St, Long Beach, CA 90810 (213) 603-1976

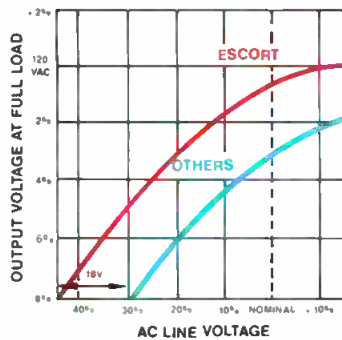
Circle (174) on Reply Card

8 Strong Reasons To Choose ESCORT™ Micro Power Conditioners

The new ESCORT Power Conditioner from Topaz is the first *truly* computer-grade ferroresonant power conditioner. It's superior to ordinary ferroresonant devices in 8 Important Ways:

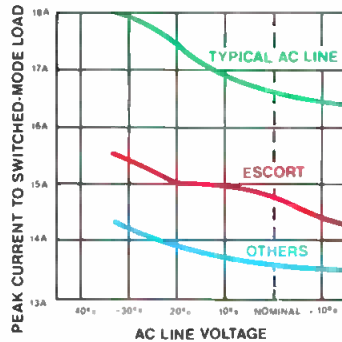
1 Better Voltage Characteristics

Provides greater low-voltage protection and longer power-outage ride through, and always operates closer to the utility standard 120V rating.



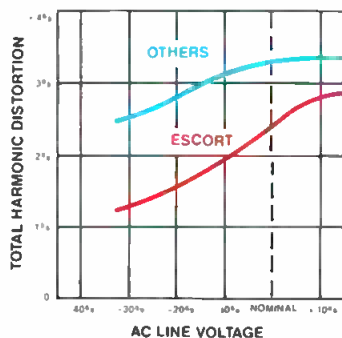
2 Better Peak-Current Delivery

Provides more of the peak-current power that many of today's microcomputers need in order to operate properly.



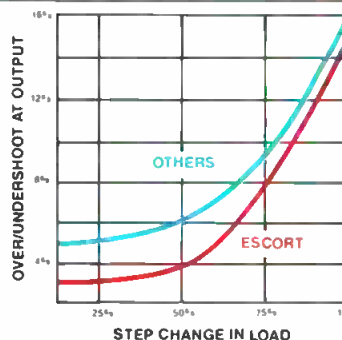
3 Better Harmonic Content

Eliminates low-order harmonics that can degrade equipment performance.



4 Better Dynamic Response

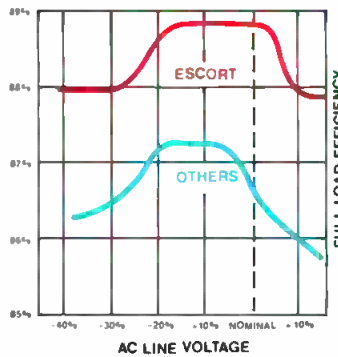
Responds more quickly and more accurately to sudden changes in line voltage and load current demand.



For power that makes the grade with computers—and with electronic industrial equipment as well—try an ESCORT Power Conditioner. It's 8 Ways Better. Available in seven power ratings from 70 VA to 2 kVA. For more information call us today at (619) 279-0831, or call your local Square D Distributor.

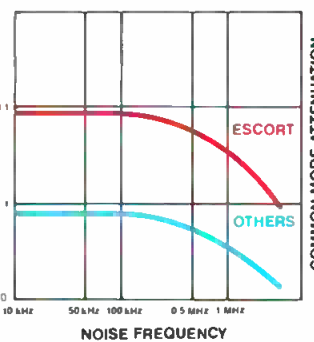
5 Better Energy Efficiency

Provides significant dollar savings in operating costs and in related air conditioning costs.



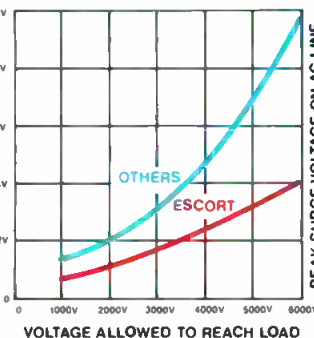
6 Better Noise Attenuation

Provides up to twice as much protection against common-mode noise, the most frequent electrical power disturbance.



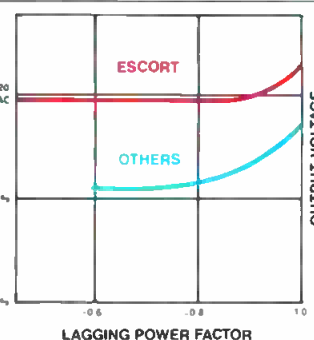
7 Better Surge Protection

Protects sensitive equipment against power surges as specified by ANSI/IEEE C62.41-1980.



8 Better Power-Factor Compatibility

Maintains a smooth, constant output voltage over a wide range of power factors.



NABTS, WTS, Teletext, Videotext.

ODF digitizing waveform monitor: enhanced system, displays, measures, drives external plotter; for 525-/625-line signals and HDTV; supports R&S group delay meter, side-band analyzer; Q-mode shows carrier phase; TALIS trigger after line select and D2MAC triggers. **Circle (1000)**

SESCOM (2206)

SC-3: includes transformer-balanced line inputs. *TEST-1:* all-in-one audio test system; AF oscillator, DMM, frequency counter, acV/dcV, ohms, dB, distortion analyzer; includes 3" oscilloscope.

ASG-1 upgrade: push-button frequency selection; adjustable output range -60dBm, +10dBm in 1dB steps.

CT-5: cable tester with F and 3.5mm stereo jacks.

Circle (1022)

Sierra Video Systems (H5315)

CBG-1: component video color bar generator.

CIK-1K lever arm control panel.

Circle (1028)

H.A. Solutec (4541)

SOL 20/20: VU/PPM meter and phase indicator.

Circle (1035)

Sound Technology (2479)

MP300M: audio test software for ST Model 3000 audio test system and IBM or compatible computer.

3200B: audio analyzer; graphic output to dot-matrix printer.

Circle (1042)

Tektronix (3320)

VM700: video measurement set.

TSG-100: test signal generator.

DP-100: digital video probe.

**1730HD:* high definition waveform monitor.

Circle (1083)

Telemet (3722)

Stereo broadcast demod upgrade: improved S/N ratio; input changed to 50Ω only; demod tester module improvements.

Circle (1084)

Tennaplex Systems (1814)

MKF-48: all-channel radio-TV field strength meter.

Circle (1091)

Tentel (4017)

TQ-300, TQ-1800: Dial torque gauges for Betacam and U-Matic VCRs, respectively.

Circle (1092)

TV Equipment Associates (2601)

VerySmall filters: encapsulated filters; 2.05x0.8x0.43"; 1.7-12MHz, phase-equalized 75.

Matthey passive: video delays in metal housing (BNC) or rack-mountable PCBs; adjustable switches, taps, ±1ns.

Zero-loss delays/filters: PCB format, loss compensation; one type infinitely variable from 10ns to 1630ns; filters operate from dc power.

Video filters: removes MTS and audio buzz, out-of-band noise, audio subcarriers.

Brickwalls: STL/ENG microwave filters; flat to 4.2Mz, -40dB at 4.48MHz.

Thick film: audio anti-aliasing filters, increased stopband rejection, improved group delay control; by Matthey.

Circle (1089)

Video Accessory (2617)

Color bar generator: low cost unit.

Circle (1138)



SHOCK ABSORBERS Transit Cases from ANVIL®

SHOCK ABSORBERS! That's a pretty bold statement. ANVIL® believes that the case, not the contents, should absorb the shock, take the bumps, grinds, falls, and foul weather. Never the equipment. ANVIL® ATA Cases are built with longevity in mind and total customer satisfaction a goal adhered to by each and every employee. Not only has ANVIL® achieved generic respect throughout the industries it serves, it boasts the highest degree of experience & design art within the transit case industry. The following words are not taken lightly at ANVIL® . . . if it doesn't have an ANVIL® . . . you don't have a case!



ANVIL® CASES, INC., 4128 Temple City Blvd., Rosemead, CA 91770
(818) 575-8614 or (800) 242-4466 in CA & (800) 423-4279 out of CA

Please visit the ANVIL exhibit at the NAB Booth 1881

Circle (176) on Reply Card

S7: Facility design, studio, mobile, construction, consultants

Acoustic Systems (H5224)

BB-440: prefabricated, acoustically engineered voice-over booth.

Circle (505)

BAF Communications (H5429)

BAF 450-B, 435-B: SNV satellite news vehicles; 6-rack models.

Circle (576)

B&B Systems (2473)

Turnkey services: facility engineering, design, construction; audio, video, broadcast.

Circle (582)

Camera Mart (2366)

Special: rental video production packages.

Circle (622)


Centro (3569)

Networker 2: 2nd generation Networker SNV vehicle.

EFP-1: electronic field production truck; 22' length; 1/2", 3/4", 1" tape capability.

Circle (634)


EVERYTHING YOU WANTED AND THEN SOME.



asked camera operators, engineers and directors what they needed and wanted most in studio lenses. Here are the results. Whether you're behind the camera or behind the scenes, you'll appreciate what Fujinon has accomplished.

These new lenses are lighter, more compact, more maneuverable. Optically, electronically, electro-mechanically...in terms of performance, range, operation, setup and servicing, they offer advantages you can't get in other lenses.

All major components, including power supply and pattern projector, are modular. Motherboard construction and no wiring harnesses simplify trouble shooting to make field servicing a practical reality. Without removing the shroud, there's easy access to the tally light switch, back focus adjustment/lock, circuit breakers, and pattern projector color levels and chart positioning.



See Us at NAB Booth 4301

For more information or a demonstration...

FUJINON INC. 10 High Point Drive, Wayne, N.J. 07470 (201) 633-5600
SOUTHERN 2101 Midway, Suite 350, Carrollton, Texas 75006 (214) 385-8902
WESTERN 3 N. 125 Springvale, West Chicago, Ill. 60185 (312) 231-7888
WESTERN 118 Savarona Way, Carson, Calif. 90746 (213) 532-2861

Production guesswork is gone. Focal length and aperture are reported through viewports in the lens shrouds or via LED indicators. (Combine this with Fujinon's microprocessor-controlled shot boxes for unerring production control.) Zoom speed control is smoother and ramping can be avoided completely by limiting the zoom range to match lighting levels. You can also see if an extender is deployed and which one. And deploy extenders from a remote demand unit, shot box or manually from the lens itself.

Whether you choose the 17X (Fujinon's best selling studio lens) or the 20X for its greater wide angle coverage, your programming and productions benefit from Fujinon's traditionally better optical performance — higher MTF, better edge-to-edge resolution, freedom from flare, ghosting, distortion, lower longitudinal chromatic aberration, and greater contrast and brightness.



THE WIDEST

P20x14.5ESM

14-280mm (21-420mm; 28-560mm)
 F2.1 (14-210mm); F2.8 (280mm)

R20x10.5ESM

10.5-210mm (16-315mm; 21-420mm)
 F1.6 (10.5-161mm); F2.1 (210mm)

Minimum Object Distance: 0.75m Weight: 20.5kg

THE PERFORMANCE/ VALUE LEADER

P17x16.5ESM

16.5-280mm (24.8-420mm; 33-560mm)
 F2.1 (16.5-223mm); F2.7 (280mm)

R17x12.5ESM

12.5-215mm (18.75-318mm; 25-424mm)
 F1.6 (12.5-170mm); F2.0 (215mm)

Minimum Object Distance: 0.75m Weight: 19.5kg



FUJINON

FUJINON

Circle (177) on Reply Card

Fort Worth Tower (3066)
Enclosure: mobile communications equipment building; optional roof-mounted tower.
 Circle (768)

Giant Boom Box Industries (PL)
Boom Box: mobile/portable studio facilities; including Giant Boom Box, Son of Boom Box, Giant CD.
 Circle (781)

Gray Communications (2242)
Custom: studio systems, mobile production vehicles.
 Circle (789)

Midwest Communications (4342, PL)
S-23F: satellite communications system; standard Midwest S-23 SNV with modular electronics of the S-1 Fly Away system; 1.8m anten-

na stores in its shipping case inside the unit; antenna and all electronics can be easily removed, freeing the vehicle for other use.
 Circle (901)

Roscor (3141)
STARFLEET 25: satellite news unit on Iveco-450 chassis; 20kW generator, custom A/C, large storage, production areas; antenna mast, electronics rack combined in rigid-rack support system.
 Circle (1003)

Shook Electronics USA (PL)
Mobile TV production vehicles.
 Circle (1026)

Television Engineering Corp. (1856)
Mobile units: new designs in electronic news gathering vehicles.
 Circle (1088)

Video Financial (4571)
Factoring: business improvement plan to ease cash flow; immediate cash for accounts receivables.
 Circle (1143)

S8: Programming, promotion products

- Program formats
- Satellite time brokers
- Music, effects libraries
- Gifts, labels, stickers

Associated Production Music (2216)
Broadcast One: CD music library.
Sonoton: music library.
Original music: by Richard Honoroff.
 Circle (557)

Blimpy/Bend-A-Lite (0000)
#1200: Blimpy floating signs, 12x5-1/2 ft.
#2014: roof-top hot air balloons; 20ft tall, 14ft wide; multicolored nylon finish.
 Circle (595)

COMSAT/Intelsat Services (2387)
Demonstrations: International news gathering; Comsat TV Scheduling (CTVS) service.
 Circle (666)

GE American Communications (2629)
Satellite distribution: domestic communication services.
 Circle (776)

Omnimusic (118)
Professional Broadcast: 400 10s, 30s, 60s CD music beds; original, copyright-cleared.
 Circle (944)

Whirlwind (353)
Service rates: small-market, educational now available; rights licensed by Network; no direct dealing with ASCAP, BMI, SESAC required.
 Circle (1162)

Video Products V1: Cameras

- ENG, studio cameras
- Camera tubes, CCDs
- Control systems
- Lens systems
- Pan/tilt heads
- Pedestals, tripods

A.F. Associates (2869)
Camera control: Radamac-Evershed Power Optics TV camera remote control equipment.
 Circle (515)

Amperex Electronic (2541)
89XQ: high definition Plumbicon; tetrode gun, electrostatic deflection.
FT-CCD: high resolution frame-transfer CCD imager.
 Circle (535)

AMCO'S NEW EXPANDED 1988 FAST DELIVERY PROGRAM

CATALOG 500B

5 Work Day Shipments From Stock 10 Days with Color Selection

**Consoles
Computer Desks
Desk Top Cabinets
Blowers and Fans
Accessories & Hardware**

New Styles...24" Panel Widths...Fans...Accessories

For Your FREE Catalog 500B
 Call 1-800-833-3156
 In Illinois, Call 312-671-6670

Amco Engineering Co.
 3801 N. Rose Street
 Schiller Park, IL 60176-2190
 TWX: 910-227-3152
 FAX: 312-671-9469

See us at the NAB Show—Las Vegas, NV
 Booth #2709-2710

Circle (178) on Reply Card

www.americanradiohistory.com

New Life For Your Old Video Batteries.

CHRISTIE'S CASP IS THE WONDER BOX THAT BRINGS YOUR WEARY NI-CADS BACK TO LIFE.

ALSO AVAILABLE IN ECONOMY MODEL, CASP/1000.

TOTAL BATTERY SUPPORT

Christie's microprocessor-based CASP was specifically created to keep your valuable batteries in top shape while making maintenance simple. Meets your support needs six ways:

Rejuvenates Old Batteries

Christie's exclusive ReFLEX® process literally resuscitates batteries that will no longer hold a charge. Miraculously erases memory and restores badly faded capacity.

And with CASP, batteries are more fully charged, stay cooler, have less cell imbalance, and therefore last longer. CASP can pay its way in the savings on replacement batteries alone.

Handles Any Battery

CASP is a truly universal battery maintenance system. Whether your batteries are ni-cad, silver-zinc, lead-acid, or lithium — whatever the voltage or current ratings — CASP will charge them and maintain them. Pre-programmed for the most popular makes, too, with the flexibility to handle new batteries as they are developed.

Operates Unattended

Connect as many as six different batteries to CASP at once and the system charges them without your intervention. Senses and identifies the battery types, provides the correct charging method, and automatically sequences through the set. Interchange batteries at will, and CASP automatically recognizes them.

Every battery gets charged to perfection.

Charges Superfast

Conventional chargers are slow, and build up heat that prematurely ages batteries. CASP's unique ReFLEX process charges in a matter of minutes rather than hours. Keeps batteries cool, maintaining their health and longevity.

Analyzes Battery Status

CASP is a professional, logic-controlled, programmable testing system. Takes all the guesswork out of determining the state of your rechargeable batteries. And with an optional serial printer, you can have a hard copy printout of battery condition.

Operates Worldwide

Lightweight, portable CASP accepts power inputs from 90 to 265 VAC, at frequencies from 47 to 440 Hz. Now you can stop worrying about battery charging facilities, no matter where you go in the world.

AND NOW ECONOMY

The newest addition to Christie's CASP line is the CASP/1000. This exciting, microprocessor-based instrument offers most of the features and benefits of the fully loaded model at a significant saving in price.

CONTACT CHRISTIE TODAY

If your video batteries are on their last gasp, you need CASP. For an informative, full-color brochure or system demo, contact Mike Diamond at Christie Electric Corp., 20665 Manhattan Place, Torrance, California 90501, U.S.A. Phone (213) 320-0808, TWX 910-349-6260.

CHRISTIE

See the magic of Christie's CASP demonstrated at NAB, Booths 2217/2218

Ampex AVSD (3302)
CVC-50: 3-chip CCD camera for sports/ENG/EFP; frame interline transfer design, switchable electronic shutter; studio, camcorder configurations.
Circle (536)

Angenieux (2634)
Model 40x9.5: lens for Ikegami HK-323.
Model 20x8.5: lens for Sony BVP-360.
Circle (542)

Arriflex (2669)
ARRI matte boxes: for video cameras; includes follow focus.
Zeiss: prime lenses; 10-100mm, 12mm, 40mm, 60 Macro and 300-600mm lengths.
ARRI geared head: full-swing/tilt, geared head for film or video cameras.
Circle (553)

BTS Broadcast TV Systems (2920)
LDK-900: studio CCD camera with triax to 2km; extended intercom facilities, utility 70W power output; HiFi audio channel; SMPTE/EBU VTR connector; optional teleprompter channel; NTSC or PAL versions.
LDK 90 triax: companion to LDK 900; CCD pickup, cable to 2km.
KCB 590: recorder camera; combines LDK90 with BCB5 Betacam SP recorder.
KCH-1000: HDTV camera system, adaptable to any of current standards.
Circle (615)

Camera Mart (2366)
InnoVision: lenses.
Circle (622)

Century Precision Optics (2880)
C-to-Sony adapter: optical relay system; for C-

mount lens on video cameras.
Nikon-to-Sony: optical relay adapter; for Nikon lens on video cameras.
Circle (636)

EEV (3384)
P8454/5: 30mm Leddicon camera tube for TK47 updates.
Circle (731)

Elicon (N.A.)
roboGlide: automatic guided vehicle; moving platform for dolly, pedestal or other camera support device.
FACETRACKER: IR-transponder system; allows camera to track talent or objects within a studio environment.
Circle (741)

FOR-A (3169)
HMC-1000: Multicam high definition still camera; produces HDTV stills.
Circle (767)

Fujinon Optics (4301)
A34x20.5ESM: 1400mm maximum focal length; 1/2" optics; f/2.4 aperture flat from 20.5mm-480mm, f/3.5 at 700mm, f/7.0 at 1400mm; available with integral pattern projector; 19kg with lens hood.
R34x29.5ESM: 2000mm maximum focal length; f/3.5 aperture 29.5mm-700mm, f/5.0 at 1000mm; integral pattern projector; weight 26.5kg.
A34x10ESM: lightweight EFP zoom for 1/2" tube optics; f/1.6 from 10mm-229mm; f/2.4 at 340mm; integral 2x extender for 680mm focal length; 13.6kg with lens hood.
HR5x12SD: High Definition zoom; 1" format; 12-60mm range with constant f/1.2 aperture; iris, zoom, focus servo or cine-type manual con-

trols; 15kg; HP5x16SD for 1-1/4".
Circle (773)

Future Productions (H5830)
Multiple camera CCU: available for Ikegami HL-79/95-379, ITC-730, Sony BVP cameras; full function remote; cable compensation to 1,000 ft; sync/SC phase adjustments; intercom/tally, monitor out; PS-400 power supply.
S-VHS output: modification provides S-VHS signals from HL-79 A/D/E, HL-59.
Circle (774)

Alan Gordon Enterprises (2538)
REVPOD: product shot turntable.
Argus Compact: dolly with mini-jib.
Circle (784)

Karl Heitz (2263)
564GL: mono Studex Giant Luxe; 6-section support, ranging from 2-1/2-12 feet height.
564G: mono Studex Giant; 4-section ranges from 2-1/2-8 feet; charcoal finish; supports camera while operator is on ladder or limited area raised surface.
Circle (800)

Hitachi Denshi (3324)
FP-C1: 3-CCD color camera; 280,000 pixel; I/Q (NTSC) or U/V (PAL) encoding; numerous automatic functions and diagnostics.
FP-C2: 3-CCD camera for ENG; docking VCR; accessories for in EFP/studio multiple camera setup.
FP-CIHS: 3-chip FP-C camera; additional remote control of zoom, focus, filter disc, character display.
Z31A camera: auto setup system for ENG/EFP; twist-field LOC MS Saticons for improved overall resolution; horizontal resolution, 800

MODEL VA-16 1-in/16-out Video/Audio Distribution System



Size: 10"x12"x5" Deep
"Halliburton" Alum Case
Wt 8 lbs Price: \$695

DESCRIPTION—
The Model VA-16 1-in/16-out Video/Audio Distribution System is useful as a network feed for courtroom or as a classroom feed for up to 16 monitors and audio amplifiers.

SPECIFICATIONS—

VIDEO: BNC Connectors
DC to 8 MHz (-1db)
Diff Gain 0.1%
Diff Phase: 0.2 deg
Tilt & Overshoot <1%
Hum & Noise: -60db
Isolation >40db at 3.58 MHz
R_i = 75 Ohms
R_o = 75 Ohms
Unity Gain
In-Phase
AUDIO: XL-Type Connectors
Bal-in (10K), Bal-out (600 Ohms)
30 HZ to 15 KHZ (-1db)
Output Level: +18 dbm
THD: 0.05%
Signal/Noise: >70db

MODEL A-24/2ML 2-in/24-out (mic/line) Audio Press Box



Size: 13"x18"x6" Deep
"Halliburton" Alum Case
Wt: 16 lbs Price: \$895

DESCRIPTION—
The Model A-24/2ML Audio Press Box is a high quality transformer isolated versatile unit for conferences, meetings, courtroom, auditoriums, etc. It is a portable unit mounted in a Halliburton aluminum case.

SPECIFICATIONS—

INPUTS:
Two Balanced microphone (switchable to line inputs at 10K Ohms)
Gain controls
Vu Meter
OUTPUTS—24 SEPARATE OUTPUTS EACH ONE:
Transformer isolated
"XLR", 1/4" Phone Jack, RCA and 3.5mm Jack
Mic/Line Switch
+18 dbm Output capability
Ground Floating (Does not require ground lift)
50HZ-15KHZ (-2db)
50 db Channel isolation
POWER:
105-125V, 50-60 HZ, 5 Watts



COVER PLATES INCLUDED

Size 1 1/2"H x 19"W x 6"D
Wt 5 lbs

MODEL V-44 4-Channel Video Dist. Amplifier

DESCRIPTION
The Model V-44 Video Distribution Amplifier consists of a Model 512 Power Supply, 4 Model 404 Video Distribution Amplifiers mounted on a Model H-5/V Panel-Chassis. The back panel has a loop-thru BNC input connection and 4 output BNC connectors for each of the 4 channels

SPECIFICATION (per channel)

DC to 8 MC (± 1db)
DC to 4.2 MC (± 1db)
Diff. Gain 0.1%
Diff. Phase: 0.2 deg.
Tilt & Overshoot <1%
Hum & Noise: -60 db
Isolation >40 db at 3.58 MC

PRICE: \$400

MODEL A-44 4-Channel Audio Dist. Amplifier

DESCRIPTION
The Model A-44 Audio Distribution Amplifier consists of a Model 520 Power Supply, 4 Model 422B Audio Distribution Amplifiers mounted on a Model H-5/A Panel Chassis. The back panel has four 12-terminal barrier stripe for input-outputs. There is one electronic balanced input and four balanced outputs for each of the 4-channels.

SPECIFICATION (per channel)

Bal. (Electronic) Input Imp: 20K Ohms
Freq. Resp: 20CY to 20KC (± 1db)
Gain: Unity (0 dbm)/THD: 0.05%
Output Imp: (600Ω) for 600Ω load
Output Level: +24 dbm

PRICE: \$440




OPAMP LABS INC.
1033 N. SYCAMORE AVENUE
LOS ANGELES, CA. 90038
(213) 934-3566

MANUFACTURERS OF AMPLIFIERS (MIC, MAG, PHONO, LINE, POWER, VIDEO, RGB)-OSCILLATORS-AUDIO TRANSFORMERS-POWER SUPPLIES-AUDIO/VIDEO ROUTING SWITCHERS-AUDIO CONSOLES-AUDIO MATRICES

FREE CATALOG WITH OVER 80 APPLICATIONS

Circle (270) on Reply Card



HELIAX[®] *is* ANDREW

More than 50 years of technological leadership is embodied in HELIAX coaxial cable, waveguide and connectors.

Top quality and performance are assured by the HELIAX trademark on cable and connectors available only from Andrew.

Rapid delivery from stock will meet your project needs.

So, the next time you order coaxial cable or waveguide and connectors, go with the world leader in quality, reliability and performance. Specify HELIAX, made only by Andrew.

For more information about HELIAX products, call our Customer Support Center, toll free, at 1-800-255-1479 and ask for Bulletin 1456 and Catalog 33.

**See our NEW HJ12-50 at
NAB booth 1811**



ANDREW

Andrew Corporation

10500 W. 153rd Street
Orland Park, IL U.S.A. 60462
Telex: 25-3897

Circle (181) on Reply Card

Schwem Technology (4584)

FP-I Gyrozoom: image stabilizing lens for most 2/3" ENG/EPF cameras; eliminates most image vibration caused by unstable camera support; fast pan model permits pan rate of 30°/s; weight, 7.25 lb.

Circle (1018)

Sharp Electronics (4316)

XC-A155: professional color video camera, Y/C outputs.

Circle (1024)

Sony Broadcast (2902)

BVP-50: CCD EPF/ENG camera; vertical smear eliminated, electronic shutter, larger S/N ratio. *HDVS camera*.

CCU-350: camera control unit for full EPF remote control of BVP-350, BVP-50.

Circle (1037)

Sony Professional Video (2902)

CCD camera.

Circle (1040)

Steady-Film (H5113)

N.C.E.: cradle gear head; real-time, 4-axis servo control.

MANIPULATOR: joystick, servo-controlled; 4-axis motion control with 3 levels of hardware, software.

Circle (1053)

Telemetrics (4177)

Microprobe: for video cameras.

Pan/tilt heads: remote computer-control systems.

IR controller: for pan, tilt, zoom and focus.

Miniature system: pan/tilt for single chip cameras.

Circle (1085)

Thomson Electron Tubes/Devices (1219)

TH-X898: HDTV camera tube; 1" Primicon photoconductive layer; electrostatic deflection, magnetic focus, bias lamp; output target capacitance <5pF; limiting resolution 1800 pixels/line.

TH-7866: 550 pixel/line frame-transfer CCD; compatible to NTSC/RS-170, 2/3" optics; anti-blooming gate, controllable integration equal to 3 diaphragm stops; 30dB S/N at 40mlux illumination; *TH-7864* for 50/625 line systems.

Circle (1099)

Thomson Video Equipment (3333)

TTV-1640: production models; 3-CCD design; various control configurations available.

Circle (1101)

Tiffen (2223)

**934 filter case*: holds 24 series-9, 3x3 or 3x4 filters in any combination; fine-texture lining; reinforced aluminum, safety latch, lock.

**456 filter case*: holds 18 series 4x4, 4- 1/2 round, 4x5, 4x5.650/Panavision or 4x6 filters in any combination; reinforced aluminum, safety latch, lock.

Video presentation: "Which filter should I use?" explains filters for image improvement, creation of *the look*, effects of filters on flare, contrast, resolution.

Circle (1103)

Toshiba (4320)

IK series CCD cameras: single 1/2" CCD color cameras; electronic shutter; external sync capability, NTSC interlaced video output.

Circle (1109)

Total Spectrum Mfg. (2069)

Controller: software-based for HS-110P, HS-105P servo pan/tilt systems; touch screen input with

menus; interface to newsroom computer; equipment maneuvers can be edited.

Servo pedestal: X-Y axis option for servo control system.

Accessories: for ENG cameras.

Circle (1110)

Vinten Equipment (1425)

Vinten Vision 5: system includes fluid pan/tilt head, tripod, spreader, foam-filled case; for next generation portable CCD cameras.

Prototype: automated, servo-controlled gliding pedestal with hands-free people tracking; from MicroSwift remote camera control series.

Vision 5 head: fluid pan/tilt head; 15lb capacity, ±85° tilt from horizontal; 100mm ball base.

Circle (1149)

V2: Recording

- Analog, digital
- Editing, animation
- Time code equipment
- Transport synchronizers

Adams-Smith (1513)

ZetaThree remote: remote control for ZetaThree audio-video-MIDI synchronizer; multiple machine control, autolocation.

Circle (507)

Adrienne Electronics (N.A.)

PC-TIMECODE: time code reader; card for IBM PC/XT/AT.

Circle (511)

Alpha Video & Electronics (2980)

Type 5SP: SP retrofit for Type 5 VTRs.

Stereo echo, to be exact. There's also stereo chorus and flanging. Pitch change. Four kinds of reverb. Plus reverb and gate.

Thirteen different kinds of effects in all. In our new SPX90II, an encore performance of the most successful digital processor in audio history.

And now we've expanded the delay times. And expanded the possibilities.

There are 30 preset variations, each with up to nine separate controls. So you can get precisely the sounds you want.

But that's just the beginning. Because there's also room for 60 more custom variations, your own "signature" sounds that you can create and store in memory.

The SPX90II lets you label each custom effect with its own title. And you can instantly

There's an e



TCGR: integral time code generator, reader for VO-6800.

HTS-101: high tension sensor, mast dump system.

EI-9: editor interface for Type 9 VTRs.
Circle (582)

Ampex AVSD (3302)

ACE-25: economical edit controller; for ENG, corporate-industrial, off-line; four VTR interfaces, three GPIs, 3.5" disk standard; two slots for optional composite/component video or audio switchers.

VPR-300: studio VTR; records, plays D-2 composite digital format; plug compatible with existing composite equipment; 208-minute record time on standard 19mm digital cassette.

Studio VCRs: Betacam SP; **CVR-70** recorder; **CVR-65** player with AST; **CVR-60** player.
Circle (536)

ASACA/ShibaSoku (2642)

ADR 5000/5500: magneto-optical disk recorder; provides up to 100 minutes time in 10-minute increments; 4:2:2 compatible; analog, digital component, composite.
Circle (555)

BHP/enVision Systems (H5619)

TouchVision: non-linear, film-style videotape editing controller system.
Circle (592)

BTS Broadcast TV Systems (2920)

DCR-100: digital tape recorder; D-1 standard, 19mm cassettes.

BCB 35 VCR: portable recorder/player; 19.2 lb including battery, cassette; Betacam SP for field recording/playback.

BCB 22: Betacam SP field player.

BCB 75: Betacam SP studio editing VCR.

BCB 65: studio Betacam SP VTR; dynamic tracking; **BCB-65-N** for NTSC; integram TBC, time code reader.

BCB-60-N/BCB-70-N: Betacam SP studio player and player/recorder/editor; integral TBC, time code equipment; NTSC standard.
Circle (615)

Calaway Engineering (3344)

CED series: software enhancement to videotape editing controllers; handles up to 6 RS-422 protocol VTRs/VCRs.

Circle (718)

Camera Mart (2366)

ADX: time code monitor system.
Circle (622)

Dwight Cavendish (4574)

Videocassette duplicator: computer control.
Circle (629)

CEL Electronics (1433)

PI58 ERIC enhancement: editing control system including low cost triple time code reader, generator card, time code calculator.
Circle (631)

Cipher Digital (3369)

CDI-4810: phantom VTR emulator.
CDI-4890: Softouch-PC.
CDI-4835: Shadowpad-Maxi.
CDI-4825: Shadowpad-Mini.
Circle (645)

Colorado Video (2609)

***941 system:** digital image storage unit.
Circle (651)

Cubicomp (4310)

Enhancement to Vertigo V-2000 animation system.
Circle (685)

Digital Services/DSC (3556)

DiSC: real-time digital disc recorder; keying multiple video sources into a background shows no generation loss.
Circle (707)

Dubner Computer Systems (2928)

DSS-4 still store: 4-field video capture, storage, retrieval; dual-channel outputs; complete graphic tools for image enhancement, modification, correction.
Circle (714)

ESE (1800)

ES456/ES455: multispeed, bidirectional time code readers; -455 with inserter.

ES956: multispeed bidirectional time code reader with 2" displays.

ES263: portable SMPTE time code generator.

ES453/ES453VI: play-speed time code readers; -VI with inserter.

ES461: time code generator; jam sync, user bits features.

Circle (749)

FOR-A (3169)

TGR-2000: time code generator, reader; LTC format.

EC-740: edit controller; operates with FA-740 parallel effects TBC in A/B roll system.

Circle (767)

Fostex (4251)

4011: video character inserter, VITC generator.
Circle (770)

call up an effect with either our MFC1 MIDI foot controller, remote controller or just a standard footswitch (all optional).

But even if you don't need custom tailored sounds, the factory preset effects give you maximum signal processing in minimum rack space.

So whether you're an acoustical consultant, a sound contractor or audio engineer, see

and hear the new SPX90II.

It'll have some terrific effects on you. Yamaha Music Corporation, Professional Audio Division, P.O. Box 6600, Buena Park, CA 90622. In Canada, Yamaha Canada Music Ltd., 135 Milner Avenue, Scarborough, Ontario M1S 3R1.



cho in here.



Circle (184) on Reply Card

Future Productions (H5830)
MMC-100, MMC-500: monitor main control; expands to 96 VCRs and 504 VCRs.
 Circle (774)

James Grunder & Associates (1433)
P158 ERIC enhancement: CEL editing control system including low cost triple time code reader, generator card, time code calculator.
 Circle (793)

Interactive Motion Control (4367)
2x2: animation stand; two feet of X, Y motion, 360° rotation.

Slide system: attachment for 2x2 system; provides X/Y motion, rotation, zoom, focus functions with 2¼" or 35mm transparency artwork.

REMOT head: combines keyboard, plasma display, jog box into single unit; places control up to 4,000 feet from IMC 3565 power/driver

to operate animation table; graphic display with RGB output available; faster movement speeds.
 Circle (820)

JVC (2656)
BR-S410: portable S-VHS docking recorder.
BR-S810: S-VHS editing recorder.
 Circle (833)

Landy Associates (2677)
Interformat editing: console for ¾", Beta-SP, M-2, 1"; Paltex Elite editor, Ampex, Sony, JVC VTRs.
 Circle (851)

Leitch Video (2169)
DSF-3100N: digital *Still-File* enhancement.
 Circle (859)

Lyon Lamb Video Animation (2251)
In/Out System 1: RS-170A RGB output for

frame-by-frame recording; ENC VI NTSC encoder/sync generator, Mini VAS animation controller, optional VTR, NTSC monitor in portable rack; 9600-baud RS-232 port; VITC, SMPTE LTC timing accuracy.

In/Out System 2: frame-by-frame recording, image capture/storage in RGB frame buffer; *Grabitizer* software links system to Ethernet network; all system functions controlled from host.

In/Out System 3: frame-by-frame recording, image capture/storage, video painting to modify stored images; digitizing tablet, RGB monitor; paint software.
 Circle (873)

Montage Group (1009)
System II: Montage picture processor; non-linear, random-access editing controller; configures for 17 SuperBeta Hi-Fi VCRs, intelligent interfaces with time code readers/generators.
 Circle (912)

NEC America (2747)
VSR 10: solid-state video recorder.
 Circle (926)

Odetics (H5813)
On-Line: remote spot record unit, updates TCS-2000 database as each new recording is made.
Play-only: low cost play-only system complements On-Line recorder unit.
 Circle (940)

Optical Disc (H5321)
Demonstrations: new disc technologies.
 Circle (945)

Paltex (2301)
ELITE 3/12: 3-machine system.
Esprit Plus 8/16: range of videotape editing systems including 8-machine roll.
ES/D 6/12: 6-machine system with slow motion.
ELAN 4/12: 4-deck system with SpeedScan.
 Circle (954)

Panasonic Industrial (2938)
AG-7300 player, -7100 recorder: S-VHS VCRs; 400-line resolution, 46dB S/N ratio, comb filter; multiple step dial search mode; Dolby noise reduction.
AG-7800: Pro series S-VHS; Y/C system with >400 TVL resolution, HiFi audio; VHS mode; integral serial remote receiver allows 500 decks in duplication system; 4-channel audio with 90dB dynamic range.
WJ-MX10 digital AV mixer: editor with integral frame synchronizer, frame memory, freeze, mosaics, adjustable paint, 17 wipe patterns; joystick image positioner; optional *WV-KBI2A* titler; 4-input audio mixer.
 Circle (922)

PEP (2701)
InterFormat IF34V series: edit control interfaces; -33U for Panasonic S-VHS; -9U for Sony RM440 9-pin serial control.
IF45V series: edit control interfaces; -33U for JVC S-VHS; -9U for Sony RM330 9-pin serial control.
 Circle (961)

Recortec (H5430)
EPA-500: VHS extended play adapter; for record, immediate playback of uninterrupted segments, sequences to 150 hours in SSL mode; external synchronized transport for handling large reels of ½" tape, houses standard VHS player.
 Circle (990)

Towers engineered for endurance.

At Stainless, Inc., before we begin designing a tower, we take into consideration equipment loading specifications, unique terrain conditions and any other requirements that would dictate special design criteria. Only after we've thoroughly analyzed your specifications do we begin engineering and constructing a top quality Stainless tower.

As a result of our high standards, we've been commissioned to design and build more than 6,500 towers of all heights and sizes worldwide. We've conquered all types of building challenges. And we've been doing it for 40 years.



Stainless, inc.

North Wales, PA • USA 19454
 Phone: (215) 699-4871 Telex: 510-661-8097

Seeking qualified international sales agents, see us at NAB Booth #2553.

Circle (185) on Reply Card

Why record on Cart Disks?


**"Because the audio quality is what I expect
from digital. Also, it's practical and
affordable for our radio stations."**

- Andy Laird

Vice President

Director of Engineering, Radio Group
Heritage Media Corporation

**The CompuSonics DSP 1500:
reproduces, records, edits.**



CompuSonics

First in audio computers since 1983

2345 Yale St., Palo Alto, CA 94306

www.americanradiohistory.com

Sharp Electronics (4316)
XA-2500S: pro series S-VHS VCR; jog-shuttle dial, rotary erase heads; digital special effects.
Circle (1024)

Sony Broadcast (2902)
Betacam-SP: series additions; *BVW-60* playback for on-air or edit suite; *BVW-65* playback with Dynamic Tracking; *BVW-70* play/record deck without DT.
D-2 digital VTR.
BVU-950: broadcast U-matic recorder, player, editor; SP technology; optional TBC module.
Circle (1037)

Sony Professional Video (2902)
VO-7600, VO-7630: second series of Type VII U-matic recorders; improved picture quality, computer interface capability.
Circle (1040)

Steady-Film (H5113)
Video-Cue: computer-controlled, time code related video cuing device for overdubbing.
Circle (1053)

Thomson Video Equipement (3333)
TTV 3100: digital still store.
Circle (1101)

TimeLine (1629)
LYNX: post-production time-control system and supervisor.
Circle (1104)

United Media (4363)
Model 30: 3-VTR A/B roll edit controller with multi-tasking; editing, list management, data input/output, auto assembly can be done individually or simultaneously.
Model 60: 6-VTR A-F roll edit controller; in-

cludes multi-tasking software.
Model 90: 9VTR A-J roll editing controller; multi-tasking; eight user keys with learn, playback verification; sync roll, sync chase; eight GPI channels; 3.5" or compatible disk drive.
Model 505: TCR/TCG/character generator; time code rephasing capability.
Circle (1124)

Videolab (H5005)
Time code retrofits: TCR-5 for Sony Type 5 VCRs; TCR-6 for Sony VO6800 VCRs; TCR-9 for Sony Type 9 VCRs.
IFR-423: interfaces communication between RS-422, RS-232, 33-pin VTR control protocols.
Circle (1145)

Videomedia (3966)
Version 2 software: Mickey editor upgrades; adds jog/shuttle, non-volatile memory, field upgradable options, software assignable VTR features.
V-MAX: modular videotape editing for high-end post-production.
PC-Link: puts IBM PC in control of Mickey editors.
LM-Option: advanced list management for Mickey edit controller.
Circle (1146)

V3: Film, cine

- Video-for-film equipment
- Telecine systems
- Film-tape transfer
- Film editing products

A. F. Associates (2869)
B3410-03 telecine: Marconi line array system.
Circle (515)

Arriflex (2669)
CSC door: orientable, full-swing video door for ARRI 35-3 film camera.
Circle (553)

Century Precision Optics (2880)
DupLikin III: 35mm slide-to-video transfer device; for Ikegami HL-79, -95 cameras.
Circle (636)

J&R Film/Moviola (2711)
Model 600 LOKBOX: hard-lock synchronizer.
Circle (832)

Lipsner-Smith (2466)
CF-200: ultrasonic film cleaner system.
Circle (865)

Marconi Communications Systems (2869)
B3410-03: line-array telecine, complete with working options.
Circle (879)

Polaroid (4576)
UL-544 FreezeFrame: video recorder, accessories; 4x5 and 8x10 film backs; foot switch control.
Circle (971)

Quality Video Supply (4387)
PSS-912: deluxe production slate.
Circle (978)

**Design by you.
 Engineering by Studer.**

The A727 Professional Compact Disc Player
"The only true 2nd generation Pro CD Player"


Listen to the A727... What you hear is Studer sonic quality: • separate 16-bit D/A converters • 4-times oversampling • proprietary Studer digital and analog filtering.

Use the features that professionals demanded: • very quick *direct* access to tracks *and* indexes • Auto Cue (aka, "cue to music") to find exact start of program material • Auto Stop to pause at end of any track • Start Review & End Review to allow quick checks of "in" and "out" cues • parallel remote with status tallies *and* fader start • bright self-illuminating display shows elapsed and remaining time for both track and disc • provision for RS 422 serial interface. I/O configurations: Analog—stereo balanced XLR, 2 sets of stereo unbalanced RCA (fixed level and variable level), *and* mono; Digital—balanced XLR, unbalanced RCA; Clock—input for vari-speed, output for synchronization.

If the A727 seems to be everything you need in a professional CD player, it's no accident. Studer engineered it that way.

Available from all Studer Revox Professional Products Dealers. Or contact Studer Revox America, Inc. 1425 Elm Hill Pike, Nashville, TN, 37210 (615) 254-5651.

STUDER REVOX
Circle (284) on Reply Card



**WHY THE
WORLD'S
BROADCAST
INDUSTRY
IS BUYING
AMEK**

The growing demand for many different types and configurations of audio consoles for broadcast and video production requires a diverse and flexible approach from console manufacturers. As one of the world's leading names, AMEK has the time, resources, knowledge and engineering skills to develop broadcast consoles suited to your needs.

We have created two console systems which in their versatility and adaptability can cover all applications from the smallest edit suite to the largest production studio environment.

AMEK BCII, a compact system, has 3 chassis types and 15 modules, including mono and stereo inputs, subgroups and outputs and several monitor options. From this we can create configurations as different as a 6/2 in drop-through format to a 24/4/2 in a free-standing studio chassis with Dynamics on all inputs and jackfield. In addition to standard facilities such as remote starts, oscillator with 18 spot frequencies, and two-way talkback, there are a vast range of options.

Finally, BCII faders can be fitted with VCAs and a serial AFV port to allow interface with ACE, CMX, CONVERGENCE, SONY and all other leading editors.

AMEK CLASSIC has a similar wide range of modules to BCII but with more advanced facilities such as 4-band swept equalisation and 8 auxiliary sends in mono and stereo formats. Chassis are available in nominal configurations of 32, 48 and 64 inputs but many re-configurations are possible. AMEK CLASSIC may have 8 mono or 8 stereo groups and has, in addition, 2 separate stereo busses. A multitrack monitor option for 8, 16 or 24-track production work is also available. The CLASSIC may also be fitted with Audio Kinetics 'Mastermix' VCA fader automation or the GML Moving Fader Automation System.

It goes almost without saying that both BCII and CLASSIC meet build specifications and technical performance parameters of the highest order. Additionally, both consoles have balanced virtual earth mix busses.

AMEK has many broadcast and video production customers worldwide, such as the BBC, NBC, and other leading organizations. We also have many lesser-known but no less successful clients also placing repeat orders for our broadcast consoles. So there's no reason not to let us tell you more about why the world's broadcast industry is buying AMEK . . .



AMEK



Head Office, Factory and Sales: AMEK Systems and Controls Ltd.
New Islington Mill, Regent Trading Estate, Oldfield Road, Salford M5 4SX, England.
Telephone: 061-834 6747. Telex: 668127. Fax: 061-834 0593.

In the USA: AMEK Controls Inc. 10815 Burbank Blvd, North Hollywood, CA91601.
Telephone: 818/508 9788. Telex: 662526 AMEK USA E-MAIL: AMEK US. Fax: 818/508 8619.

Circle (188) on Reply Card

Rank Cintel (2334)
Film gate: 3-perforation design for enhanced MkIII-C Digiscan 4:2:2 telecine.
ADS-I telecine: improved CCD imager.
Circle (986)

RTI/Research Technology (2466)
TV-2000: high-speed TV film editor.
Circle (1007)

Steady-Film (H5113)
Festival: enhancement kit for Rank-Cintel Mark III; improves contrast ratio, shading, afterglow circuitry; single board with low-noise head preamps.
High speed lens: replaces standard Rank lens; equivalent color, resolution characteristics; doubles light transmission for improved S/N ratio, longer lamp life, reduced burn.
Circle (1053)

Steenbeck (2480)
ST-701: 35mm flatbed film editing table; 6-plate, 1-picture, two magnetic sound track; film-to-tape transfer capability.
ST ADR: computer-controlled automatic dialogue replacement system.
ST-921: 16mm flatbed editing table; 8-plate, 2-picture, two magnetic sound tracks.
Circle (1054)

Total Spectrum Mfg. (2069)
FCS-20, FCS-30C: title, color art stands.
Circle (1110)

Thomson Video Equipment (3333)
TTV 2710: digital slide scanner system.
Circle (1101)

V4: Batteries, lights

- Batteries, packs, belts
- Chargers, reconditioners
- Lighting instruments
- Lamps, lighting accessories

Alexander Batteries (2205)
BP-I-11 charger: μ P controller determines full charge.
BP-I-11 battery: directly replaces NP-1, NP-1A.
BP-I-11 analyzer: revitalizes batteries while determining their condition.
Circle (521)

Anton/Bauer (2239)
Lifesaver: μ P-controlled 4- and 8-position chargers.
PROBE: programmed battery evaluator.
LOGIC: battery series.
Gold Mount system.
Circle (545)

Arriflex (2669)
ARRI video light: high-intensity, lightweight unit for video camera use.
ARRI Obie: lightweight on-camera eye lights.
ARRI grip: line of film/video grip equipment, accessories.
Fresnel kits: 300W, 650W Fresnels; kits packaged in heavy duty shipping cases.
Circle (553)

Christie Electric (2217)
CASP enhancements: battery reconditioner,

charger, analyzer; 6-channel system charges any type of battery in unattended operation; increased software capabilities; RS-232 port includes hard copy graphing on serial printer.
Series: NiCad batteries.
Circle (640)

Frezzolini Electronics (2438)
MicroMaster 9529: ac/mobile dc microcomputer controlled Nicad charger.
9407/9418: PAG Speedcharge 6000+ sequencer; sequentially charges eight batteries, revitalizes Nicads.
UPS-14: On-Board uninterruptible power supply.
MF series: On-Board lights, accessories.
Frezzi-Max series: premium grade Nicad batteries, 1.5-8ah.
PAG-LOK series: full lines of Nicad batteries, brackets by PAG (UK).
Circle (771)

Great American Market (2684)
GamColor: polyester color lighting filters; deep-dyed for extended useful life.
Circle (791)

ILC Technology (H5230)
DayMax HMI: 5600°K metal halide lamps; 200W, 757W, 1.2kW, 2.5kW, 4kW, 6kW, 12kW.
Circle (813)

Lee Colortran (3580)
Prestige Series: software and other enhancements for lighting control console.
Lee filters: color-effect, correction, diffusion materials; resin camera filters; polyester photographic filters.
Circle (857)

LTM (4135)
HMI system: 220Vac 19" 6kW Fresnel instrument.
220V: 12kW HMI mini ballast.
The Blue Torch: 290W HMI battery-powered SunGun.
Pepper Pot: 3-channel dimmer system.
Cinepar: 200W light.
Circle (870)

Matthews Studio Equipment (4374)
Matthflector: soft, expendable reflector material; now available in bulk or 6x6, 12x12, 20x20 recut reflectors.
Special packs: including Snap in/Articulating Arm, Mini-Matth Boom, Medium Kit Stand, Gaffer Grip, Lite-Lift, Light/Heavy Stand, C-Boom Clamp.
Triple Riser C, Combo Combo: combines steel legs with aluminum risers.
Van Griptruk: sized to fit in the van.
Mini-Meat Axe & Flag: where standard size unit won't fit.
Matth GoboBalls: styrofoam balls; designed as safety device on ends of gobo arms.
Series: stainless steel stands.
Gobo arms: 20" and 40"; stainless steel, resists rust, twisting and bending.
White Bobbinet, 1/4 Stop Silk: reduce light by approximately 1/2 stop.
Super Sky Mote.
Circle (883)

Musco Mobile Lighting (PL)
Foursome: in-door lighting unit; four light heads; attaches to any structural area inside; remote controllable.
Circle (918)

L. E. Nelson/Thorn-EMI (2260)
FMR: 600W ellipsoidal lamp for Colortran

instruments.
FGM/FGN: 1kW PAR64 5600°K daylight lamp, 800-hour.
MID: 200W to 12kW 5600°K daylight linear lamps.
Circle (927)

Paco Electronics USA (1452)
DP-11: NiCad battery pack; equivalent to Sony NP-1; rated 13.2V, 1.9ah.
Circle (952)

PAG (2438)
PAG-LOK series: full lines of Nicad batteries, brackets.
Speedcharge 6000+: sequencer; sequentially charges eight batteries, revitalizes Nicads.
Circle (953)

PEP (2701)
Model UMC: Universal MicroCharger; for all ENG batteries.
Circle (961)

Pro Battery (4483)
PRO 500 charger: computer control, each of four ports operate independently, charge simultaneously; digital charge time readouts; auto trickle mode at full charge; 120/230Vac input; 14-16 hour typical charge; handles most common battery types.
Circle (974)

Teatronics (4514)
Comstar Genesis: lighting control system.
Dimming system: high density, modular.
GLX-1212.
Circle (1078)

Tekno (H5802)
Galaxy: modular soft-light system.
Circle (1081)

Theatre Service/Supply (2580)
PANIX: emergency lighting controller for Strand CD80 dimmers.
Circle (1096)

Times Square Lighting (2472)
Microstar II: memory lighting control system.
Q145: 1kW, focusing scoop instrument.
L2200: set light instrument.
Circle (1105)

V5: Digital effects, graphics

- Character generators, titlers
- Digital effects equipment
- Digital graphics systems
- Prompting systems
- Video production systems

Abekas Video (1439)
A72: digital character generator; instant font sizing, full color logos; single, dual channel configurations.
Circle (502)

Accu-Weather (4151)
Front Door 750: PC-based hardware, software

Continued on page 322

1" Quality, 3/4" Umatic



Modified VO-6800 Recording Unretouched Photograph

CCI MOD 500 HIGH RESOLUTION KIT


Why change formats when a cost-effective alternative is available? Cottonwood Communications introduces a modification to improve resolution and signal to noise in 3/4" Umatic and 1/2" SVHS to nearly 1" C Format quality . . . without changing tapes and without changing formats.

The MOD 500 PC board maximizes quality through two CCI proprietary circuits; a *Homer TSF* tunable specific frequency filter for record or playback Y/C separation and a differential chroma noise reduction processor.


Protect your investment in Umatic and upgrade your quality . . . the CCI MOD 500 will give your tapes a 1" look for 3/4" prices.




**Cottonwood
Communications, Inc.**




Unretouched photograph



Modified CR-850U Recording—Unretouched photograph



Modified CR-850U Recording—Unretouched photograph



Modified CR-850U Recording—Unretouched photograph

FEATURES

- Over 350 lines color and luminance resolution
- Over 6 dB chroma signal to noise improvement
- 1.5 dB to 2 dB composite video signal to noise improvement
- Over 4 MHz luminance bandwidth
- Eliminates moire and color cross bleed
- Quality 4th generation recording
- Fully compatible with standard 3/4" Umatic VCRs
Unmodified playback recovers better than 300 lines color resolution with full signal to noise improvement
- Kits available for all manufacturers 3/4" Umatic portable and studio recorders
- Installation of the PCB is minimal and all information is included in the kit
- Optional CCI MODEL 500 HR Wide Band Component Time Base Corrector with Component outputs for compatibility with BetaCam and MII formats
- CCI MOD 501 High Resolution Module with S connectors for SVHS recorders to improve color resolution and signal to noise
- Patent pending
- Lease plan available



**Cottonwood
Communications, Inc.**

774 Main St.
P.O. Box 526
Los Alamos, CA 93440
805-344-3335

California **800-826-7025**
National **800-331-8333**

Continued from page 130

common-carrier microwave. Four 11GHz channels are relayed through Baily's Crossroads, VA, to the uplink and three 6GHz return channels from the uplink.

A second 11GHz 2-channel outgoing and 6GHz 1-channel incoming microwave system relayed through an apartment building in Washington, DC, provides supplementary feeds as required. The 11GHz band must be used for transmission from the studios to the uplink because of the interference created by the uplink at 6GHz.

Signal control

One of the major design goals for the new facility was to build a highly integrated and automated plant where major systems worked together under computer control. This had been one of the factors that allowed the network to remain on the air as long as it did the night of the fire.

The routing switcher is the heart of the network control center. The switcher provides routing for video and three channels of audio. The video and audio channel 1 and channel 2 matrices are 90 x 100 and expandable to 130 x 110. The audio chan-



One of the four videotape origination bays.

nel 3 matrix is 40 x 40 and expandable to 130 x 40.

The routing switcher has redundant power supplies for each card frame and redundant control cards. The frame con-

taining the control cards has separate power cords plugged into separate circuits for each of the power-supply modules. The routing switcher software provides *downloadable mnemonics*, which enable



BROADCAST
engineering
CONFERENCE

Don't miss it:

The third annual SBE National Convention and Broadcast Engineering Conference

Plan now to attend the *working* engineer's convention. View the latest in broadcast equipment from leading manufacturers. Attend technical sessions designed to provide practical answers for the problems faced by broadcast engineers. The 1988 convention will provide more exclusive exhibit hours and


an outstanding line-up of the industry's best technical experts.

The SBE National Convention and **Broadcast Engineering Conference**—the *must-attend* event for this fall.

Denver Convention Complex
Denver September 22-25

- T 1 $\frac{1}{4}$ Bases: Midget Flange, Midget Groove, Wedge, Bi Pin, Telephone T5.5 & T5.5K.
- T 3 $\frac{3}{4}$ Bases: Miniature Screw, Miniature Bayonet, Candelabra Screw.
- 4, 5/6, 12/14, 24/28, 48 volts.
- Red, yellow & green colors.
- Bright and Super Bright 4 and 6 chip based LEDs.
- Low power & heat consumption.
- Shock & vibration proof.

Inquire for data sheet, pricing, samples, plus our new comprehensive lamp wall chart.



LAMP TECHNOLOGY INC
1645 Sycamore Ave.
Bohemia, NY 11716
(516) 567-1800

266 *Broadcast Engineering* March 1988

the matrix to be configured as an external terminal.

For airing of a stereo program, the stereo signal is first fed to a distribution/routing switcher. The switcher's stereo audio buses carry the left and right signals. The switcher uses an internal card to develop a L+R (mono) signal.

The stereo switcher outputs are passed through the routing switcher to the digital audio for TV (DATE) encoders. The monaural output is routed to the FM sub-carrier modulator. A backup 10 x 1 switcher is capable of providing both stereo and monaural outputs, if needed.

The automation system relies on a Hewlett-Packard 310 computer operating with 2Mb of RAM, a touch-screen color display, a 40Mb hard disk and a 3.5-inch floppy disk drive. A separate computer system controls the on-air switching and all associated machine events. This system also controls the auxiliary schedule switching on the B-channel bus. The automation system is capable of automatically recording off-air feeds through the routing switcher.

on the master-control switcher also are logged through the automation computer. Because of the processing power inherent in the computer, it is possible to run other computer functions while the system maintains the on-air schedule.


The main videotape area has support positions for 20 type C VTRs arranged in four groups of five outside each control room. This enables one operator to have complete responsibility for loading, airing and monitoring an air schedule.

Two separate, isolated rooms contain a single 1-inch VTR and monitoring equipment for technical evaluations. These screening rooms also have 1/2-inch and 3/4-inch dubbing capability, so that cassettes can be recorded during the screening process.

The new facilities were dedicated in March 1987 and named in honor of the first PBS president, the late Hartford N. Gunn Jr. The Gunn Technical Center operates around the clock, providing TV programming for 319 PBS member stations.

Although the 1984 fire at the network's offices was disastrous, the challenges it created have been successfully met. Through the cooperation and innovation of a dedicated and resourceful staff, a new, efficient and cost-effective broadcast plant was built. The decision-making processes used by PBS engineers can be a useful model for other stations facing similar (albeit not as unexpected) studio and equipment purchasing questions.

Acknowledgment: This article was adapted from a paper written by Alfred A. Norcott and Gregory T. Tarver, which is contained in the 1987 NAB "Proceedings." [: 7 :)]]]]



MULTIPLE CAMERAS. ONE OPERATOR.

Impossible? Not if your cameras are mounted on EPO Servo-Controlled pan and tilt heads. These extraordinary, labor-saving devices, which first found favor in legislatures where remote-controlled, unobtrusive coverage was a key factor, are now the basis for complete remote-controlled news studios.

Just look at these outstanding features:

- Up to 500 preprogrammed positions per camera, including control of iris and black levels
- Programmable fade modes that provide smooth transition from preprogrammed shots

- Ability to zoom and focus
- Unobtrusive
- Can be operated via telephone lines or microwave in a remote studio away from the main studio location
- Wide range of pan and tilt heads, for full studio cameras with teleprompters to ENG type cameras
- Wide range of control options, from panels with multiple-shot memories to simple joy stick remote controls.

It's flexible, affordable—and it's sold and serviced exclusively in the U.S.A. by A.F. Associates.

THE RADAMEC EPO REMOTE CAMERA CONTROL SYSTEMS

Your news show's bottom line will never look so good.



A.F. ASSOCIATES INC.

ADVANCED SYSTEMS AND PRODUCTS FOR THE VIDEO INDUSTRY
100 STONEHURST COURT NORTHVALE NJ 07647 (201) 767-1000
10650 SCRIPPS RANCH BLVD SUITE 200 SAN DIEGO CA (619) 530-2970

See Us at
NAB Booth 2869

Circle (191) on Reply Card

Acoustical design and construction

By Eric Neil Angevine, P.E.,
and Renee Kolar

When it comes to studio acoustics, look for help.

Few broadcasters, if any, would attempt the design and construction of a new studio facility without engaging an architect. And not many broadcasters would allow a building to be constructed without

the guidance of competent structural or mechanical engineers. Yet, it is commonplace to rely on the architect or the station's chief engineer to make decisions on studio acoustics and noise control.

Acoustics, the science that deals with the production, control, transmission, reception and effects of sound, is an attribute of every building. Acoustics is one of the essential determining factors in all studio projects in which the creation and broadcast transmission of sound are the owner's primary products. However, it is extremely rare to find architects or broadcast engineers who have any depth of knowledge about acoustics.

The goal of the building designer is to establish the appropriate environment for every building function. Acoustical objectives must be included in the design from the preliminary stages of the schematic design phase. At these stages, poor room shapes and placement still can be avoided.

Acoustical comfort, which is primarily the absence of unwanted sound, is the main goal of effective acoustical design. Providing an environment free of distracting or disturbing sounds is the major function of good acoustical design. A properly designed acoustical environment involves the integration of many different elements, all essential to the overall effectiveness of the facility.

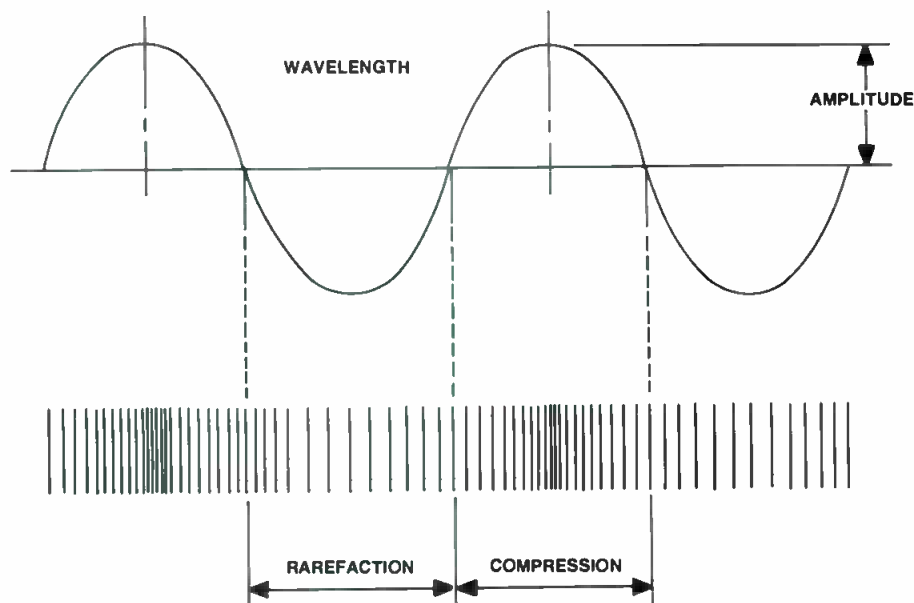



Figure 1. Two-dimensional representation of sound waves.

Angevine, an associate professor of architecture at Oklahoma State University, Stillwater, OK, is BE's broadcast acoustics consultant. Kolar is a 4th-year student of architectural engineering at OSU.



100% solid-state

Toshiba VHF/UHF TV transmitters have what it takes.

Toshiba sets the performance pace with high-tech innovations. These give 100% solid-state Toshiba VHF and UHF TV transmitters the edge with advanced capabilities, versatility, remarkable MTBF rates and field-proven reliability. This wide-range 100% solid-state transmitter family (1—30kW UHF, 1—50kW VHF) has earned a high reputation in extensive actual operation in TV stations worldwide.

Redundancy is high and output droppage is mini-

mal upon power amp failure thanks to the multiple 1.5kW power amp design. A new exciter, standard video processors, variable phase equalizers and wide-range linear/non-linear distortion compensator maximize performance. A constant-output AGC function is also built-in.

When it comes to 100% solid-state VHF and UHF TV transmitters, Toshiba delivers today's most advanced choices.

TOSHIBA

TOSHIBA CORPORATION TOKYO JAPAN

ELECTRONIC SYSTEMS DEPARTMENT

3-1-1 SHIBAURA 1-CHOME, MINATO-KU, TOKYO, 105, JAPAN TEL FAX 03-22587 TOSHIBA CABLE TOSHIBA TOKYO PHONE 457-3246-8

Circle (192) on Reply Card

www.americanradiohistory.com

Properties of sound

Sound is best described as a physical disturbance (usually in the air) that is capable of being detected by the human ear. Sound originates from a vibrating object and travels through the air as a series of compressions and rarefactions. Figure 1 shows a 2-dimensional representation of wave motion. This principle is the key to understanding how sound is affected by different materials, and how it can travel through and around openings.

Many properties of sound affect the way

in which a room should be acoustically designed. The acoustical requirements of the room determine which aspects of sound control must be considered, and how they should be applied. Following are brief descriptions of the major properties of sound and their effects on acoustical design.

- **Sound intensity** refers to the magnitude of sound energy in a specific direction in a sound field. It is measured in units of power (watts) per unit area (square meters). Because intensity describes only

the energy within the transmitting medium, the concept of sound *level* is used to relate more accurately how sound is perceived by humans. The decibel (dB) is a logarithmic function of the sound intensity compared with a reference intensity. Intensity is related to the subjective concept of loudness.

- **Frequency** is defined as the number of complete vibrations that sound makes in a medium in one second. It is the number of times a point in the medium goes from compression, through rarefaction, and back to compression again. Frequency is associated with the subjective property of sound called pitch. Human hearing generally is within the range of 20Hz to 20,000Hz.

- **Velocity** of sound is a function of the medium in which the sound propagates. It is a function of temperature, humidity and other properties of the medium, but for general purposes, may be considered essentially constant in air. The speed of sound in air at room temperature is approximately 1,130 feet per second.

- **Wavelength** is the distance between two successive compressions or rarefactions. It is related to frequency and velocity by the equation:

$$c = \lambda f$$

where c is the velocity of sound, λ is the wavelength of the sound of interest, and f is the frequency. From this equation it can be seen that low-frequency sounds (below 100Hz) have wavelengths of more than 10 feet, while sounds at frequencies above 8,000Hz have wavelengths of less than two inches. These dimensions are significant in selecting the thickness of acoustical materials.

Sound transmission

Sound transmission is the amount of sound that penetrates a solid barrier and enters the space on the other side. It is common to measure sound *transmission loss* (TL), or how much the sound level (in decibels) is reduced while passing through the barrier. In general, sound transmission loss obeys the "mass law,"

$$TL = 20 \log f + 20 \log w = 33dB$$

where TL is the sound transmission loss at the frequency (f) of interest, and w is the *surface mass* of the barrier in lb/ft² of surface area (not density). Observe that the mass law predicts only a 6dB increase in the sound transmission loss for each doubling of a barrier's mass. Note also that according to the mass law, all materials have a greater sound transmission loss at high frequencies than at low frequencies.


Reflection

Reflection of sound waves is similar to that of light in that the angle of reflection is equal to the angle of incidence for reflection from a plane surface, as shown

Continued on page 274

When There's No Room For Compromise...

We have the Solution...



AN AUTOMATED AUDIO MIXER WITH A TRACK RECORD FOR RELIABILITY AND COMPATIBILITY.

The Model 608 Edit Suite Audio Mixer incorporates the features of our larger mixers into a smaller package, at a significant cost savings, without sacrificing quality or ease of operation.

Audio sources are controlled with the 608 in much the same way as video sources are controlled using a production switcher. This concept allows you to edit audio quickly, along with video or separately, using the same editing system.

Our proven editor interface, supported by most major edit system manufacturers*, allows hands-free control of audio mixing right from the editor. Yet, at any time the mixer may be operated manually or with a combination of manual and editor control.

The Model 608 has eight inputs, each with its own fader, with separate inputs for the record VTR and tone. Outputs are stereo for both the program channels and built-in preview switcher.

Call us for a complete brochure.

* mixers are currently in use worldwide with the following editing systems: Ampex Ace, CMX, Calaway, Convergence, Grass Valley Group, PALTEX, and other systems capable of operating a video switcher.



GRAHAM-PATTEN SYSTEMS, INC.

P.O. Box 1960, Grass Valley, CA 95945

Inside CA: (800) 422-6662 • Outside CA: (800) 547-2489

TWX 910-333-6065 • FAX: 916-273-7458

Circle (193) on Reply Card

Still Searching?

Discover the power, convenience and economy of the Video Slide.

Sony announces the means to a perfect presentation.

All it took was a combination of the power and convenience of video with the economies of slides.

That's how Sony invented the ProMavica™ Still Image System.

It easily captures, stores and retrieves still images, instantly, whether you are using the ProMavica camera, your favorite computer software or even a video camera.

The secret is the Mavipak™ diskette, a slide-sized floppy which holds up to 50 images (and audio too!) and unlike slides is reusable time after time.

Then play the still image on any color TV, monitor or video projector using a ProMavica deck or portable recorder player.

It's easy, fast, sensational and affordable.

It's part of a growing line of Still Image products from Sony that gives you all of this and even lets you print the image anywhere in the world—at the touch of a button.

So call Sony Still Image Systems on 1-800-222-0878 for full information about the ProMavica solution.

And stop searching.

ProMavica™

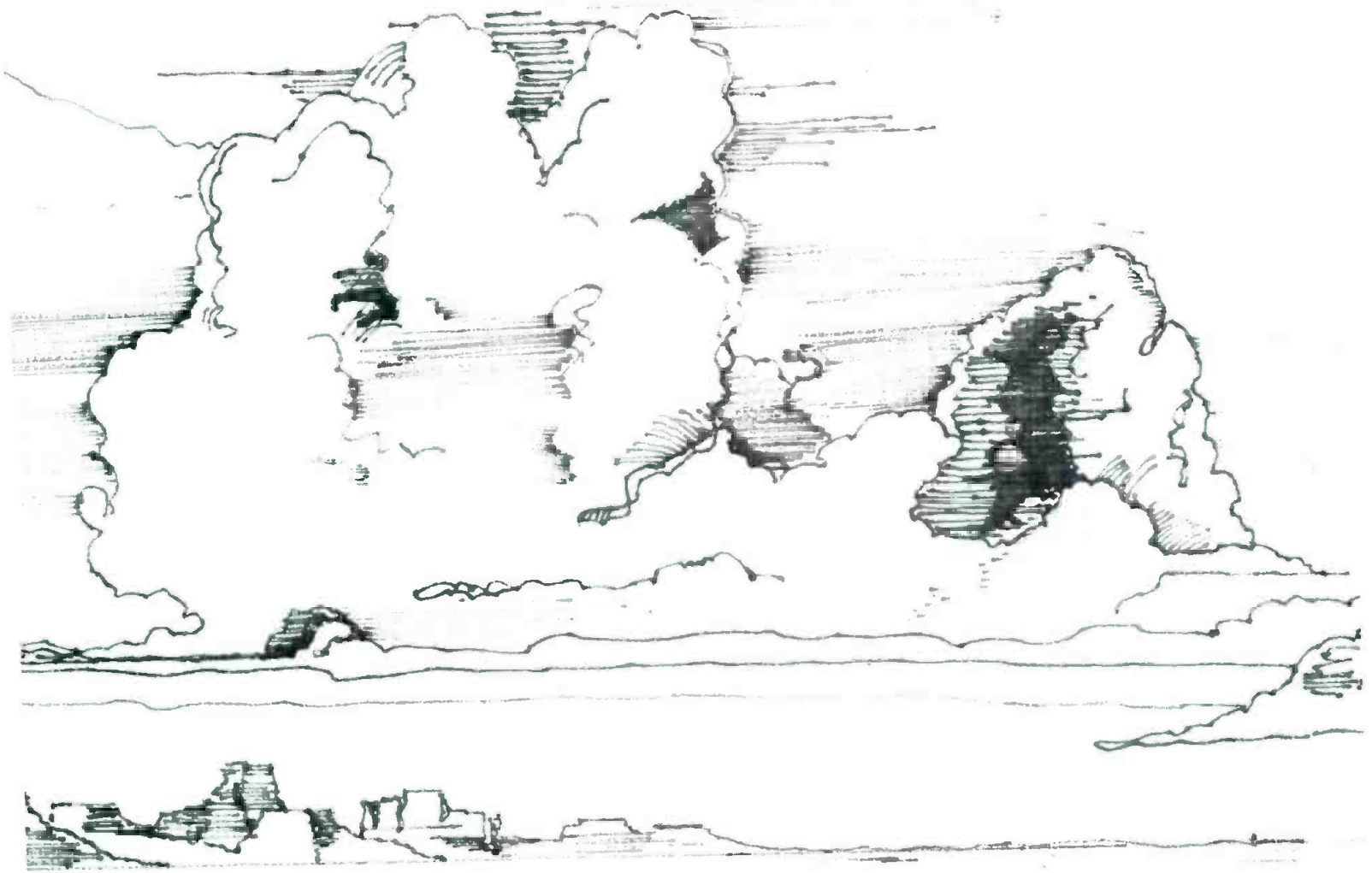
EVERYTHING COMES TOGETHER WITH PROMAVICA



Circle (194) on Reply Card

SONY®

© 1987 Sony Corporation of America. Sony, ProMavica, and Mavipak are registered trademarks of Sony.



**You may be 1,000 miles from civilization.
800 miles from mass transportation.
And 3 days from the nearest watering hole.**



**But you're never more than
24 hours away
from an MII Service Engineer.**

When you call the MII service hot-line, several things happen that may surprise you. For one thing, someone answers 24 hours a day, 7 days a week, 365 days a year. If it's a board that needs replacing it will be sent out and will be in your hands within a day. If it requires a service call, a Panasonic MII Service Engineer will be on your premises within 24 hours to repair your equipment on the spot. And with 6 service locations across the country, replacement parts are never far away.

It's a remarkable service program to

support a remarkable system, the Panasonic MII. The first half-inch broadcast system to offer single-system capability. So you get overall reductions on everything from man and equipment hours to lower training costs. Tape consumption alone may be reduced by as much as 70%.

If you're looking for a system that offers high broadcast quality, overall cost reductions and the finest support programs in the industry, look into MII from Panasonic.

The broadcast system that makes business sense.



For more information, call
1-201-348-7671.

MI Panasonic
Broadcast Systems Company

Circle (195) on Reply Card

www.americanradiohistory.com

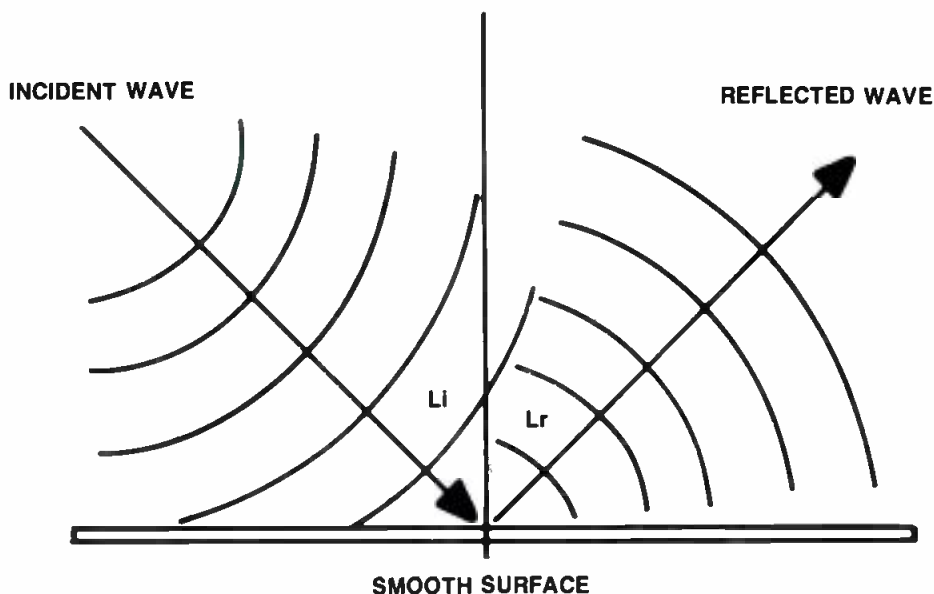


Figure 2. Sound reflections from a smooth surface.

Continued from page 270
in Figure 2. Because sound travels as waves, it is reflected as waves. But because a sound made up of many frequencies has waves of many wavelengths, a surface that appears flat and smooth to low-frequency

sounds with long wavelengths may not appear plane to high-frequency sounds with their short wavelengths.

Typical room surfaces are hard, relatively smooth surfaces with little or no relief. As reflective surfaces, they may reflect

sound to locations within the room that otherwise might not receive adequate direct sound. Reflective surfaces may be helpful tools in acoustical design but, on the other hand, they may be a hindrance. The correct placement of reflective surfaces is one of the keys to successful acoustical design.


Sound absorption

As sound in air encounters a porous material, much of the energy carried by the wave stays in the material. Sound is *absorbed* by a mechanism that converts the sound energy into other forms of energy and, ultimately, into heat. Porous or fibrous materials make the best sound absorbers because of their multitude of small, deep pores. Sound propagates into these spaces where it is converted into other forms of energy by friction and vibration.

The absorptive properties of a material also are a function of frequency. These properties are measured as the fraction of the incident sound energy, which is absorbed. The sound absorption coefficient (α) of a material at any frequency can vary from 0.00 to 1, the latter figure indicating that all incident sound energy is absorbed. Table 1 lists some common building materials and their absorption coefficients

Two Rules Every Broadcast Professional Ought to Know

RULE 1



Always Use NORTRONICS Replacement Tape Heads. NORTRONICS salespeople will assist you in selecting the correct replacement head for your recording and duplicating equipment, even over the telephone. Just tell us the manufacturer and model number of your equipment—or the manufacturer's head part number—and we guarantee you'll get the right part every time.

NORTRONICS Replacement Tape Heads are available for most models, including:

- | | |
|-------------------------|---------------|
| ■ Ampex | ■ Recordex |
| ■ Broadcast Electronics | ■ Scully |
| ■ ITC/3M | ■ Telex |
| ■ Pentagon | ■ Most Others |

See Us At NAB Booth 2618

RULE 2



NORTRONICS Lets You Order Direct.

Call NORTRONICS today, toll free, and we'll direct ship your quality replacement head usually within one day. If you are not completely satisfied, you can return the head within 30 days for a full refund. And all NORTRONICS parts come with a comprehensive warranty on materials and workmanship.

For more information or to place your order, call toll free:

1-800-328-5640, ext. 677 (USA) 612-545-0401, ext. 677
1-800-742-0687, ext. 677 (MN) TELEX 29-0304



NORTRONICS
An Applied Magnetics Company

8101 10th Avenue North ■ Minneapolis, MN 55427 USA

Circle (196) on Reply Card

*"When you're #1
in New York,
you'd better
sound like it!"*

Scott Shannon

SCOTT SHANNON, PROGRAM DIRECTOR
WHTZ, NEW YORK



AUDIO PRISM™

Scott's choice for program audio processing... The TEXAR Audio Prism™! The Audio Prism's unique, digitally-controlled design delivers unsurpassed modulation power for high cumes, without the processing artifacts that sabotage quarter-hour maintenance. For the number one on-air sound in your market, contact your favorite distributor for a no-obligation, ten-day demo of the digitally-controlled Audio Prism.

TEXAR

616 Beatty Rd. • Monroeville, PA 15146-1502
412-856-4276 • Telex 910-240-9185

See Us At The
N.A.B. in Las Vegas
April 9th-12th, 1988 Booth #5415 Hilton Annex

Circle (197) on Reply Card

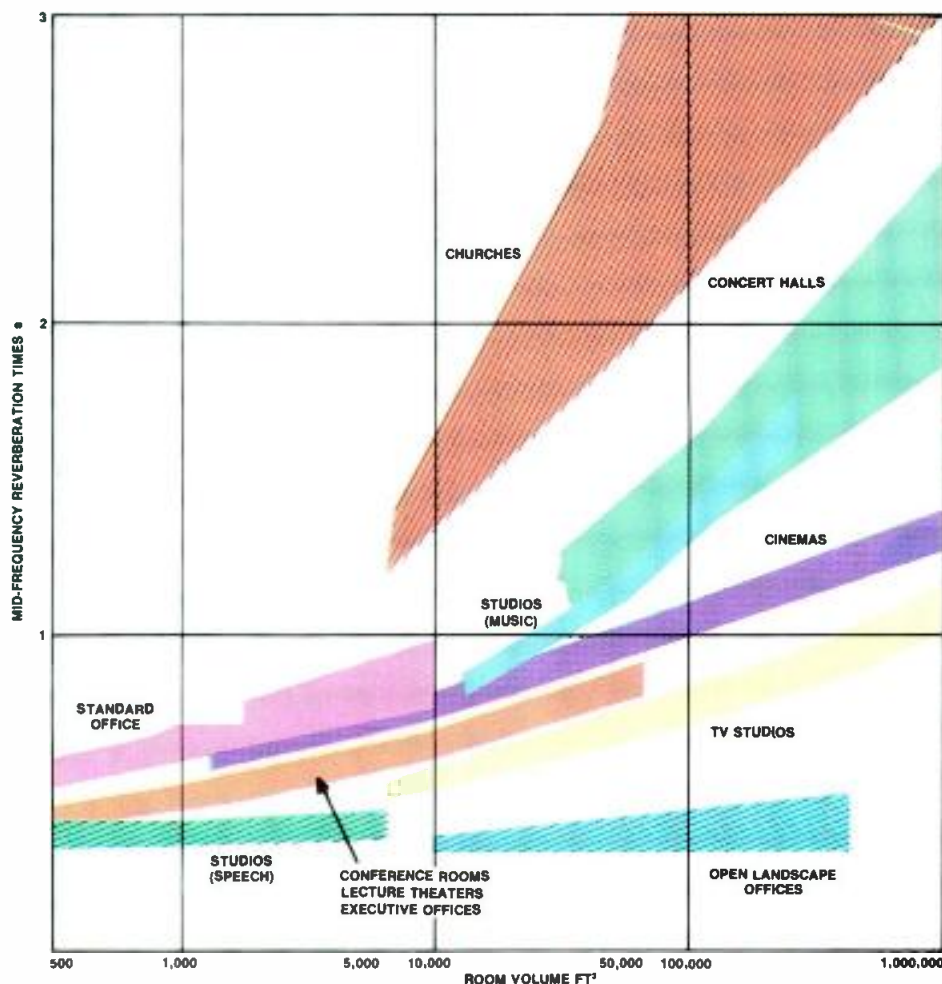


Figure 3. Optimum mid-frequency reverberation times.

at the six frequencies commonly used to measure absorption. Note that *all* materials are acoustically absorptive to some degree, not just those that are porous or fibrous.

Sound absorption also can be measured in *sabins*. One sabin is the amount of absorption provided by one square foot of complete absorption ($\alpha = 1$). The amount of absorption provided by any material can be found by computing the surface area of the material(s) and multiplying it by the absorption coefficient of the material at each frequency of interest:

$$A = S\alpha$$

where A is the absorption in sabins. The total absorption present in a room may be computed by summing the absorptions of individual materials.

Note that most common materials have different absorption coefficients at different frequencies. This is usually a function of the thickness of the material or construction. (You may correctly guess that this is due to the large difference in

STOP GROUND-LOOP HUM!

NAB Booth 1848

VIDEO HUM STOP COIL...HSC 1

Will ELIMINATE HUM and other INTERFERENCE in Video Lines caused by differences in Ground Potential.

- For Color and Black and White.
- FLAT-DC to 6.5 MHz.
- No Low-Freq. or Hi-Freq. Roll-off.
- No Differential Phase Distortion.
- No Differential Gain Distortion.
- No Envelope Delay.
- Passive Device - Failure Free-Low Price.
- Small Compact Package 4" x 4" x 2-1/4".

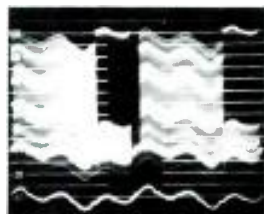
ELIMINATES HUM AND INTERFERENCE:

IN STUDIO

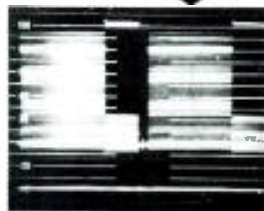
- Between Buildings
- On long runs in Buildings
- Between Studio and Transmitter
- On Incoming Telco circuits
- On Outgoing Telco circuits

IN FIELD

- Betw. Remote Truck and Telco
- Betw. Remote Truck and Microwave
- For Intertruck Hookup
- For VTR Units
- For Monitoring Lines



NEW!



\$190
F.O.B.
N.Y.


Available on
10 day free trial

AUDIO-VIDEO ENGINEERING COMPANY
65 Nancy Blvd., Merrick, N.Y. 11566
Tel. (516) 546-4239

Circle (246) on Reply Card

Nothing

COMES REMOTELY CLOSE SPECTRUM RPU LINKS



SCT500 RPU Transmitter

TX FEATURES

- VHF & UHF Units
- 2-75 Watts
- Direct FM
- Front Panel Metering & Indicators
- Built-in AC Supply
- 12VDC Input or "Battery Backup"
- 19" Rack Mt. - Cabinets Available
- FCC Type Accepted. Parts 74, 90

The Spectrum SCR500 & SCT500 are a series of high performance broadcast quality RPU Receivers and Transmitters. They incorporate the latest advances in solid state technology—brought about by Spectrum's more than a decade of experience in the two way radio field. These rugged units use the highest quality components & construction for high reliability in either fixed or mobile applications.

RX FEATURES

- VHF & UHF Units
- High Sensitivity & Selectivity
- High Rejection of IMs & strong local signals
- 4 IF Bandwidths Available
- Very Low Distortion
- Full Panel Metering
- Built-in AC Supply
- Many Advanced Features



SCR500M RPU Receiver

Call or Write for Details



SPECTRUM COMMUNICATIONS CORP.

1055 W. Germantown Pk., Norristown, PA 19403

(215) 631-1710 • Telex: 846-211

Circle (247) on Reply Card

Your next news story could be on any satellite, in any format.

With MAT, you'll have it in seconds.

MAT gives you unprecedented access to any satellite, at any time. So if you want to monitor an uplink from anywhere in the country, you can do it.

With MAT, once your system has been pre-programmed, all you do is punch in your chosen name for the feed—MAT takes care of the rest: antenna position, frequency, polarity, C- or Ku-band, full/half transponder, and other parameters. So whether it's a feed you receive regularly, or a new one you need to pick up with just a few minutes notice, MAT saves you valuable time.

You can schedule MAT in advance to automatically recall pre-named setups, including contact closures that activate ancillary equipment.

MAT can also be located away from your station to avoid C-band interference, and controlled remotely through a computer dumb terminal via phone line or STL link.

Meets tough broadcast specs.

MAT was designed for use in the professional broadcast environment, so it meets or exceeds all RS 250B specs. And in addition to a normal

video output, MAT provides an AGC'd output that maintains a constant level, regardless of source deviation.

There are a number of options with MAT, including terrestrial interference traps that can be programmed for use on just those channels that demand it, and your choice of a 3.66, 5, or 7 meter antenna, with either a motor-driven el/az or polar mount. And as always, we'll be happy to work with you to meet any special requirement you may have.

Turn-keyed by Microdyne.

Each MAT system is installed, calibrated, and serviced by Microdyne, so you're assured of a dependable

system that will deliver the reliability and performance we're known for, backed by one of the most responsive service departments in the industry.

Call us today for more information on the most flexible downlink system available anywhere—the only system that can guarantee access to any commercial satellite, at any time.



*MAT is quickly
and easily controlled
through its front
panel keypad
or remote
terminal.*



Microdyne Corporation

P.O. Box 7213, Ocala, FL 32672
(904) 687-4633 • TWX: 810-858-0307
Circle (198) on Reply Card

See Us At NAB Booth #1016-1018

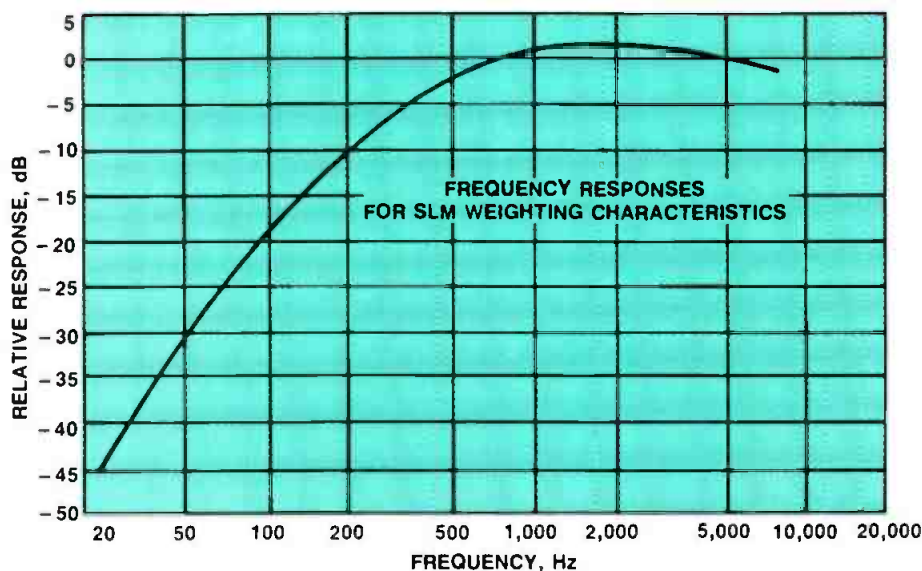


Figure 4. A curve showing an A-weighting network.

wavelength between high-frequency and low-frequency sounds.) It is important to note that thin materials *cannot* have high-absorption coefficients except at high frequencies. Despite some manufacturers' claims, thin wall coverings do not provide much acoustic absorption unless they are

installed over other materials that provide the bulk of sound absorption.

Reverberation

As sound is reflected from surface to surface, some of its energy is lost through absorption and transmission, and the re-

mainder stays in the space. *Reverberation* is defined as the sum of all sound energy in a space after the source has stopped. Reverberation potential is commonly measured as the time required for sound to decay 60dB, and is called reverberation time (RT or RT₆₀).

Reverberation time can be approximated for any space as a function of the room volume (V) and the total absorption present (A) by the equation:

$$RT = 0.049 \frac{V}{A}$$

Optimum reverberation times have been determined for various uses as a function of room volume. Figure 3 is a useful guide for establishing the range of acceptable reverberation times for a given room use. Although the diagram gives only the optimum reverberation time at "mid-frequency," it is generally found that the reverberation time should be relatively constant across all frequencies, while allowing slightly longer reverberation times at frequencies below 250Hz.

Room acoustics

Room acoustics often are a major concern to a studio owner. Sound may travel directly from a source to a listener (or microphone), or it may be reflected and mod-

a New **PACK OF POWER** from

PACO

20% Longer Life Ni-Cad Battery Packs

- New high power cells enable 1.9Ah (0.2C discharge rate)
- 13.2V pack adopted to minimize the common memory problems of the Ni-Cad battery packs.
- Has a built-in Thermal Protector
- FULL/EMP indicator for usage log. (Manual operation)



DP-11 (13.2V 1.9 Ah)

**The BEST,
JUST GOT
BETTER!**

Direct Replacement
for NP-1 and NP-1A.

More cost-effective.

Tel: 213-617-9323

FAX: 213-687-3524

TLX: 756923

PACO ELECTRONICS U.S.A., INC.

World Trade Center
350 So. FIGUEROA St. (Suite 364) LOS ANGELES, CA 90071

Circle (199) on Reply Card

See Us At NAB Booth #1452



THE FURTHER WE GO, THE FURTHER YOU GO.

See Us At NAB
Booth 3333

At Thomson-CSF we've been pioneers in developing the use of high-power tetrodes in transmitters for more than 70 years.

Over the years we've stayed ahead with such developments as Pyrobloc® grids and the Hypervapotron® cooling system.


We offer: A complete line of tubes for radio broadcasting applications from FM to the most powerful SW and LW transmitters – the quality of our 500-600 kW tubes has been amply demonstrated in 15 years of service in over forty transmitters worldwide.

A complete line of power grid tubes and their associated cavities for UHF/VHF TV transmitters. Thanks to their efficiency, reliability and tight tolerances, systems makers can offer their customers substantially more cost-effective products.


High power
radio broad-
casting
tetrodes up to
1.2 MW.



Earth station tubes up to 18 GHz
(1.5 kW) or to 3.35 kW (6 GHz).



High efficiency space
TWTs (including
50 W and 100 W Ku-
band for next genera-
tion DBS Satellites).



A complete line of klystrons and TWTs for ground stations and space TWTs for direct broadcasting satellites (DBS) designed to last for at least a decade.

And we also produce high-resolution image pick-up tubes and devices (CCDs), and high-luminosity CRTs for top range professional applications.

In radio and television, telecommunications, military and civil aviation, as well as in a wide range of scientific and medical applications, Thomson-CSF know-how gets your systems moving. Fast.

The world's most powerful tubes for radio and TV broadcasting.

Circle (200) on Reply Card



UHF and
VHF
tetrodes
up to
50 kW.
FM
tetrodes
up to
100 kW.



Matched
cavities for
best results.



THOMSON-CSF
ELECTRON TUBES

THOMSON ELECTRON TUBES
AND DEVICES CORPORATION
550 Mount Pleasant Avenue
P.O. Box 6500
DOVER, NEW JERSEY 07801.
Tel.: (201) 328-1400. TWX: 710987 7901.

Belgique: BRUXELLES
Tel (32-2) 648 84 85
Tx 73113 140X1 B

Italia: ROMA
Tel (39-6) 639 02 48
Tx 620 683 THOMTE I

Brazil: SAO PAULO
Tel (55-11) 542 47 22
Tx (011) 24-226 TCSF BR

Japan: TOKYO
Tel (81-3) 264 63 46
Tx 2 324 241 THCSF J

Canada: MONTREAL QUEBEC
Tel (1-514) 288 41 48
Tx 5 560 248 TESAFI MTL

Sverige: TYRESÖ
Tel 146-81 742 0210

Deutschland: MÜNCHEN
Tel (49-89) 78 79 0
Tx 527 916 CSF D

United-Kingdom: BASINGSTOKE
Tel (44-256) 29 155
Tx 858 865 TESAFI G

España: MADRID
Tel (34-1) 405 16 15
Tx 46 033 TCCE E

U.S.A.: DOVER
Tel (1-201) 328 1400
TWX 710987 7901

France: BOULOGNE-BILLANCOURT
Tel (33-1) 46 04 61 75
Tx THOMTUB 200 772 F

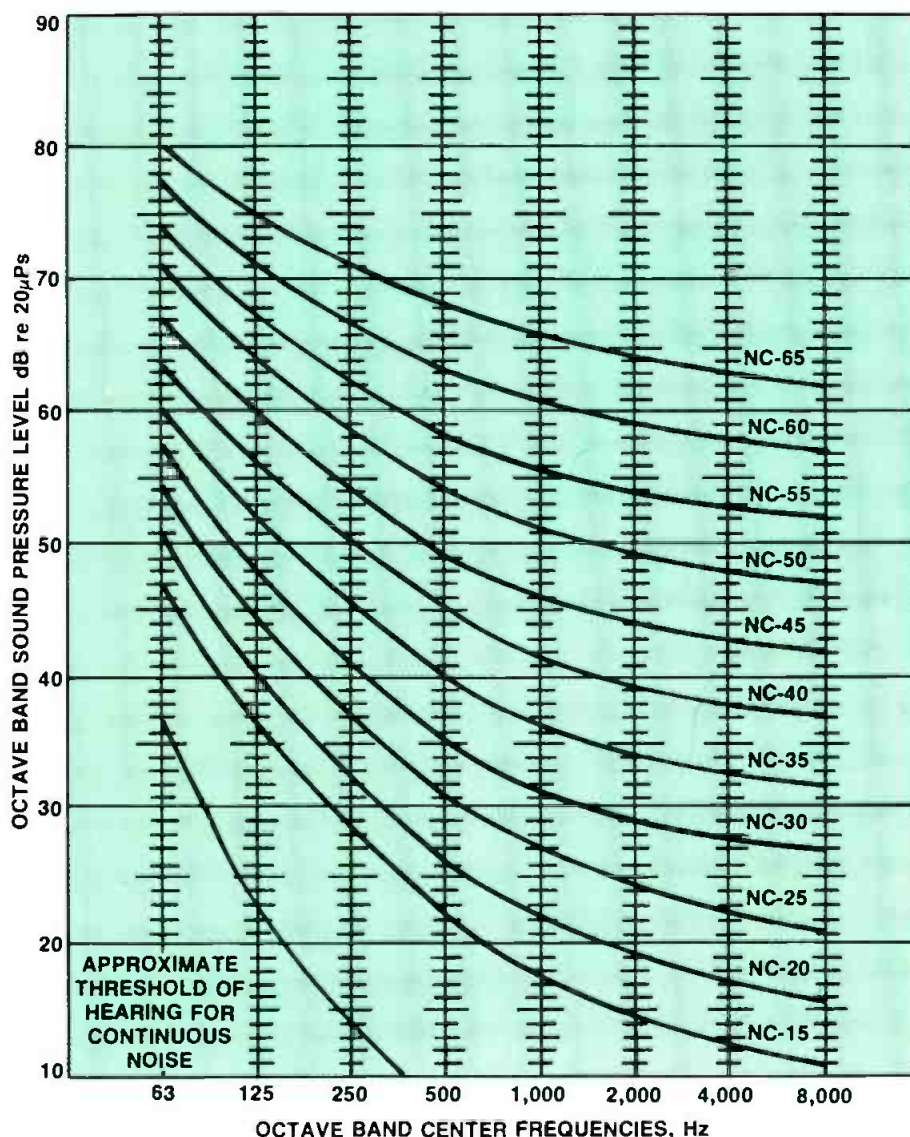


Figure 5. Noise criteria (NC) curves.

ified by many surfaces before it reaches the listener. How the sound is reflected and where it travels depends upon the shape of the room, the position and nature of surface materials and the shape and nature of masses the sound encounters.

Every room or space is an acoustical vessel which, like a musical instrument, can be tuned to resonate at particular sound frequencies. The frequencies at which a room comes alive are known as resonant frequencies or room resonances, and they are a function of the room shape and size, as well as the nature of the construction materials.

There is some disagreement about the ideal proportions of a rectangular room. The authors recommend dimension ratios of 1:1.25:1.6 or, for larger rooms, 1:1.6:2.5 or even 1:2.5:3.2. In reality, such precision is not necessary. However, square rooms or rooms whose dimensions are nearly equal multiples of one another (such as 1:2 and 1:3) should be avoided. Non-rectangular rooms also are encouraged. In

designing rooms with more than four walls, avoid regular polygons.

Also avoid circular rooms or rooms with concave curved walls, but for other reasons, which will be discussed. Keep in mind that walls can be made non-parallel to opposing walls by tilting them out of the vertical plane as well as off the horizontal axes of the building.

Reflection and diffusion

In general, sound intensity decays with distance traveled. (Outdoors, sound intensity decays according to the *inverse square* law, where the intensity at any point is inversely proportional to the distance from the source.) To achieve greater sound intensity at a distance from the sound source, you can use reflections to bring additional sound to the listener. This, of course, requires large areas of reflecting surfaces to provide the needed sound paths for reflection.

Acoustically "hard" reflecting surfaces should be used for the floor beneath the

performing area, the walls that surround the performers and any portions of the ceiling that can be used to reflect sound toward the audience or microphones.

It is desirable to break up large, flat reflecting surfaces to *diffuse* the sound. Diffusion is the spreading of sound waves by reflecting them in different directions. Diffusion disperses sound energy so that it is not all concentrated in a small area.

Convex surfaces and architectural detail may be used to accomplish this, if they are used correctly and in large enough proportions. Again, the physical size of diffusive elements must relate to the size of the sound waves; architectural features with dimensions of only a few inches will diffuse only very high-frequency sound.

Concave surfaces tend to cause the focusing of sound and, in turn, unwanted echoes. If a hard concave wall faces the performing area in a large room, the performers actually hear reflections of their own performance. In studio spaces, concave surfaces should be avoided at all costs. The use of hard reflective surfaces and diffusive elements is not critical in small studios, where the need for absorptive treatment is more important.

"Live" vs. "dead"

Reverberation time is not a critical concept in studio design. In practice, it is found that broadcasters (both technical personnel and station management) prefer studio spaces that are as "dead" (that is, non-reverberant) as possible.

It occasionally is argued that modern microphones allow the use of studios that are more "live" or reverberant, having reverberation times greater than those recommended. Although that may be true, every broadcaster known to the authors prefers studios that are "too dead" to those that are "too live." As pointed out by one broadcast engineer, it is possible to add reverberation electronically, but it is not possible to electronically remove reverberation from a recorded program.

Again, the physical dimensions of absorptive materials are important. Because materials even one inch thick are *highly* absorptive only at frequencies of 500Hz or more, it is commonly necessary to provide *bass traps* in studio spaces to absorb low-frequency sound. Bass traps are special constructions that employ an entrapped air space to provide required depth for absorbing long-wavelength sounds.

Noise control

All these acoustical considerations will not create a good studio unless the interior environment can be kept *quiet*. Although they are part of the science of acoustics, the techniques of noise control are completely separate from those of room acoustics.

Continued on page 284

FULL COVERAGE




**STUDIOS
POST PRODUCTION
MOBILE UNITS
MASTER CONTROL**

your plans include an individual component, a turnkey system,
or something in between, we can develop your ideas
into a complete television facility.

THE
LERRO
CORPORATION

3125 N. Broad St., Philadelphia, Pa. 19132
215 - 223-8200

When MicroSwift's in is automatically



The remote camera control system.




Experience the freedom of movement that MicroSwift gives you.

No other remote camera control system in the world feels like it or moves like it.

MicroSwift's unique servo-control system automatically puts you in a better position. The servo-controlled pedestal allows the operator to raise and lower the camera from 24 to 58 inches as well as control the pan and tilt, zoom, focus, and camera functions.

Smooth, silent, accurate and repeatable. The quality and versatility of MicroSwift's digital control is equally impressive.

the news every angle covered.



Television studios. Legislatures. Conferences. Wherever manual camera operation is impractical, unacceptable or prohibitively expensive MicroSwift is precise, articulate and impressively cost effective.

The unique MicroSwift system offers the dual advantage of exceptionally rapid subject finding through automatically selected pre-programmed shots with full operator override.

MicroSwift also has a superb memory for camera positions. It can store up to 1500 with a repeatability accuracy to 0.03 degrees.

Sophisticated inside, simple outside. MicroSwift is very easy to operate, even when several cameras are linked into the

system, and for a totally automated environment MicroSwift offers machine control capability.

The standard MicroSwift range also includes a choice of control panels depending on the complexity of the proposed application. From single camera to complex multi-camera use.

And from Vinten, the world's leading producer of camera mounting systems you're assured of reliable, remotely controlled on-air movement wherever cameras are located.

Innovative design. Superbly engineered. Whatever your angle MicroSwift will cover it. Contact Vinten at one of the following addresses:

Vinten

Vinten Equipment Inc.
275-C Marcus Boulevard Hauppauge
New York 11788-2001
Telephone (516) 273-9750 Telex 640470
Telefax (516) 273-9759

Vinten Equipment Inc.
8115-B Clybourn Avenue Sun Valley
California 91352-4022
Telephone (818) 767-0306 Telex 182686
Telefax (818) 767-0772

See us on
Booth 1425
at NAB,
Las Vegas

MicroSwift

Repeatably the best.

Circle (202) on Reply Card

www.americanradiohistory.com

Continued from page 280


MATERIAL	ABSORPTION COEFFICIENTS					
	125Hz	250Hz	500Hz	1,000Hz	2,000Hz	4,000Hz
Acoustical Tile:						
$\frac{3}{4}$ " mineral fiber						
hard backing	0.03	0.27	0.83	0.99	0.82	0.71
suspended	0.68	0.67	0.65	0.84	0.87	0.74
1" fiberglass						
hard backing	0.06	0.25	0.68	0.97	0.99	0.91
suspended	0.69	0.95	0.74	0.98	0.99	0.99
Brick, unglazed	0.03	0.03	0.03	0.04	0.05	0.07
Brick, painted	0.01	0.01	0.02	0.02	0.02	0.03
Carpet on concrete	0.02	0.06	0.14	0.37	0.60	0.65
Carpet on foam pad	0.08	0.24	0.57	0.69	0.71	0.73
Concrete Block, coarse	0.36	0.44	0.31	0.29	0.39	0.25
Concrete Block, painted	0.10	0.05	0.06	0.07	0.09	0.08
Fabrics:						
10 oz medium velour						
hung flat to wall	0.03	0.04	0.11	0.17	0.24	0.35
14 oz medium velour						
draped to half area	0.07	0.31	0.49	0.75	0.70	0.60
18 oz heavy velour						
draped to half area	0.14	0.35	0.55	0.72	0.70	0.65
Floor materials:						
concrete or terrazzo	0.01	0.01	0.01	0.02	0.02	0.02
tile on concrete	0.02	0.03	0.03	0.03	0.03	0.02
wood parquet on concrete	0.04	0.04	0.07	0.06	0.06	0.07
wood on wood joists	0.15	0.11	0.10	0.07	0.06	0.07
Glass:						
ordinary window glass	0.35	0.25	0.18	0.12	0.07	0.04
heavy plate glass	0.18	0.06	0.04	0.03	0.02	0.02
Gypsum Wallboard						
nailed to 2x4 studs	0.29	0.10	0.05	0.04	0.07	0.09
Plaster						
smooth finish on brick	0.01	0.01	0.02	0.03	0.04	0.05
rough finish on lath	0.14	0.10	0.06	0.05	0.04	0.03
Plywood Paneling ($\frac{3}{4}$ ")	0.28	0.22	0.17	0.09	0.10	0.11

Table 1. Absorption coefficients of typical building materials.

DON'T LET STEREO PHASE YOU!

AM-3B PHASE MONITORS make it easy!

The totally new AM-3B PHASE MONITOR gives you all of the features you have come to expect from B & B SYSTEMS. Complete monitoring of your stereo audio signal via the AM-3B's unique X/Y CRT display shows you, in realtime, the in-phase/out-of-phase relationship of the actual audio signal. Mono compatibility, stereo phase and correct level are now easily maintained.



With two independent sets of three channel inputs, selectable A/B, and a built-in power amplifier with headphone and speaker outputs, the AM-3B is the ideal tool for all MTS and BTSC applications.

Creative tools for stereo audio.

B & B SYSTEMS, INC.


28111 NORTH AVENUE STANFORD, VALENCIA, CA 91355

IN CALIFORNIA 805-257-4853

OUTSIDE CALIFORNIA TOLL FREE 800-345-1256

Call to arrange a hands-on demonstration!

Circle (203) on Reply Card




A NEW MASTERPIECE IN STANDARDS CONVERTERS IS OFF THE DRAWING BOARD AND READY FOR ACTION.

It's the revolutionary AVS ADAC—the new criteria against which all standard converters will now be measured.

It's a completely integrated design concept—combination of advanced circuit design and the very latest component technology.

It's the only converter in existence with dynamic motion interpolation—constantly analyzing and adjusting every picture point to optimize quality of motion and provide transparent conversion.

The result is a true masterpiece of engineering innovation.



AVS ADAC

- Produces full broadcast quality
- Operates for all broadcast standards—
including RGB, YUV (YIQ) and 4:2:2 digital—
and all video formats
- The most sophisticated motion adaptive
interpolation system ever devised
- Adaptive digital comb filter decoder
- Remarkably only 10½" high
- Exclusive sales and service in the U.S.A. by AFA



A.F. ASSOCIATES INC.

ADVANCED SYSTEMS AND PRODUCTS FOR THE VIDEO INDUSTRY

100 STONEHURST COURT NORTHVALE NJ 07647 (201) 767-1000

IN THE WEST: 10650 SCRIPPS RANCH BLVD. SUITE 200 SAN DIEGO, CA (619) 530-2970

Circle (204) on Reply Card

www.americanradiohistory.com

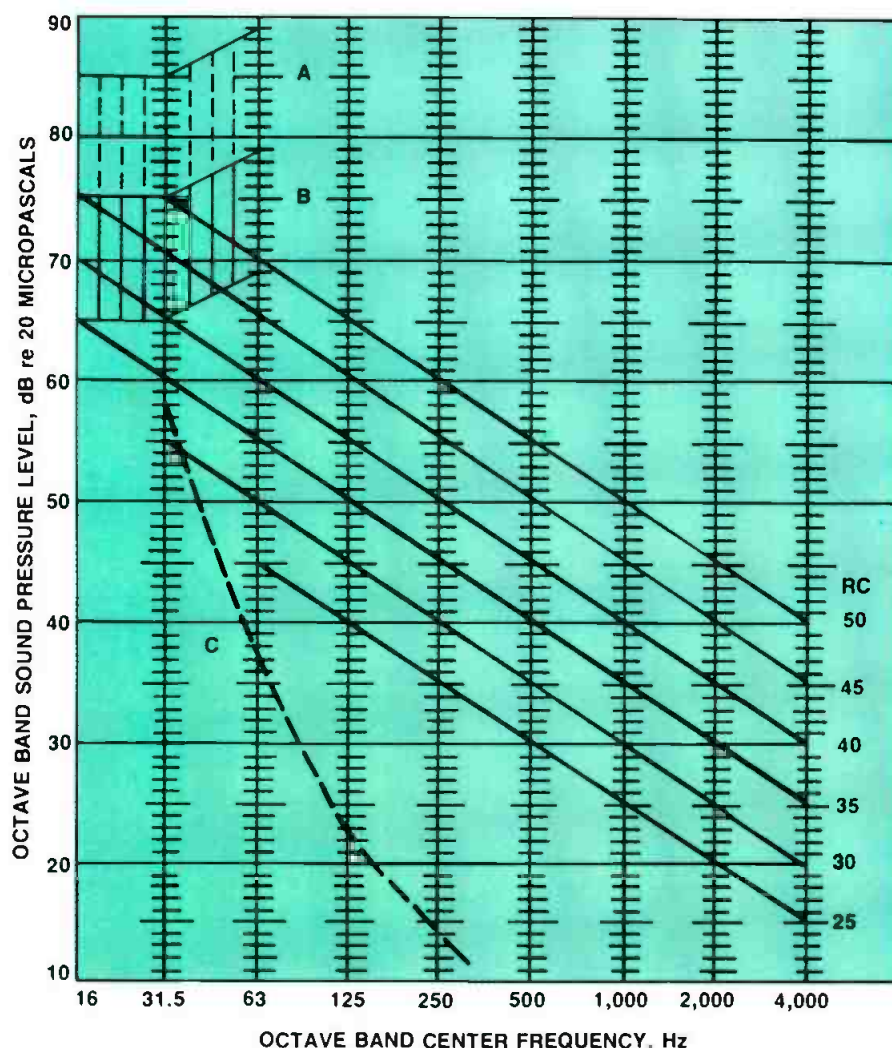


Figure 6. Room criteria (RC) curves.

The problems of noise control fall into two general areas, both of which must be of concern to the broadcaster and the acoustical consultant. These are airborne sound transmission and structure-borne sound transmission.

Airborne sound transmission can be further subdivided. Of greatest concern is room-to-room sound transmission where the problem may be either sound that enters the studio from an adjacent space or sound from a studio that disturbs the occupants of an adjacent space. There also is the potential for the intrusion of exterior noise through walls, roofs and floors. One final area of airborne sound transmission is the noise that may be introduced to a quiet space by the mechanical air-conditioning system.

Structure-borne sound problems usually fall into three basic areas. The first of these, and the easiest to control, is the sound of impacts to the structure—primarily footfalls. Of greater concern is the energy that may be imparted to the structure from mechanical equipment and plumbing systems. Occasionally, airborne sound sources in a studio (such as large

monitor loudspeakers) also impart significant energy to the structure, which can be reradiated as sound elsewhere in the building.

Maintaining quiet

It is important to predetermine how *quiet* is to be defined. Two (or three) common systems are employed for rating the noisiness of built environments. The most common, and least useful, is the A-weighted sound level. The A-weighting curve (see Figure 4) is applied to the full-frequency spectrum of a sound environment. It provides a single number that indicates the magnitude of the sound intensity as it would be detected by the human ear, which does not hear all frequencies equally well. The A-weighted sound level can be measured using a simple sound-level meter.

The other two systems require more knowledge of the frequency content of the sound spectrum under consideration. For each, the sound level must be measured at each of eight frequencies, an octave apart. These are plotted against standard rating criteria, allowing the full sound

spectrum to be given a single-figure rating based on a comparison with the criteria.

The older of these two systems, the noise criteria (NC) curves, shown in Figure 5, still is the most commonly used rating system for interior sound environments dominated by air-conditioning noise. The NC rating is determined by the lowest curve not penetrated by the measured sound levels. The room criteria (RC) curves, shown in Figure 6, are similar to the NC curves, but require that the measured spectrum approximate the rating line that it falls below. This assures that the sound spectrum itself will not be "rumbly," "hissy" or otherwise unpleasant to listen to.

Typically, background sound levels of RC-20 (NC-20) or less are specified for studio spaces.

Sound insulation

Once the required level of quiet has been determined, the amount of sound insulation required can be calculated for any known level of sound in adjacent spaces. The most effective method of reducing airborne sound transmission between a quiet space and its surroundings is to completely separate the two with solid barriers. Because the sound transmission loss of common materials follows the mass law, the most effective barrier materials are heavy ones.

As noted, however, a doubling of the mass of a wall produces only a 6dB increase in the sound transmission loss it provides. Therefore, it is unrealistic to attempt to improve a wall only by increasing its mass.

Composite walls

It can easily be seen that two corridor walls, each providing 30dB of sound attenuation, should produce about 60dB sound transmission loss between the rooms on opposite sides of the corridor. Following the same logic, it should be possible to design a composite wall whose sound transmission loss is equal to the sum of the TL of its component parts. The trick in making this happen is that all of the various components must be independently supported.

In designing and building composite walls, it is most important to minimize the structural contacts among the various layers of sound barrier materials. Ideally, the individual layers would not touch each other and would be supported only at the edges, but this is seldom practical.

Although two sheets of gypsum wallboard attached to wood studs provide only 6dB more sound transmission loss than the TL of a single sheet, the same two sheets of wallboard can provide nearly twice the TL of a single sheet if supported by resilient, lightweight metal channel studs. Where composite walls cannot pro-

Main story continued on page 292

Of 400 TV Stations who broadcast stereo,

*The TFT 850
BTSC TV
Stereo Monitor.*



300 of them rely on this monitor to do it right.

The TFT Model 850 is the only precision BTSC TV Stereo Monitor that permits comprehensive performance testing of 20 parameters from RF to composite. It features easy-to-read, conventional meters, an optional Multifunction Digital Audio Analyzer for fast and easy analysis of stereo performance and best of all, it doesn't tie-up or require additional, expensive video equipment to operate.

Make sure your station is broadcasting the best stereo signal it can. Contact us now for complete details on the 850, the BTSC Monitoring Standard. We'll also send you our free Engineering Guide—**BTSC STEREO: TV Aural Proof-of-Performance Guide.**

TFT INC

*... Where New Things
Are Happening!!!*

3090 Oakmead Village Drive P.O. Box 58088 Santa Clara, California 95052-8088 (408) 727-7272 TWX: 910 338-0584 FAX: (408) 727-5942

Circle (205) on Reply Card

www.americanradiohistory.com

Its features are that sounds good.

Sony is pleased to announce a merger. Analog recorders that combine the advanced features you need with the quality sonics you crave: the remarkable APR-5000 series.

Whether you need a recorder with a genius for post-production or one for high-quality studio mastering, there's an APR-5000 that fits.


Their 16-bit microprocessor controlled transports handle tape smartly, yet gently. And "intelligent" head assemblies make changing head formats a snap.

And when it comes to sound quality, transformerless design and 400 kHz bias enhance high-end performance. While optional "wide profile" heads help to create new lows—35Hz at 30 ips.

So, if you've been waiting for a precision analog recorder that finally breaks the sound barrier, don't wait. Contact your Sony Professional Audio representative. Or call Sony at 800-635-SONY. **SONY.**

Professional Audio

n't the only thing



Circle (206) on Reply Card

Teaching audio technology

By Brad Dick, radio technical editor

Audio engineers for recording and broadcast applications are in constant demand. An even more specific need is for trained people to work within the non-commercial broadcast arena. This lack of trained personnel led National Public Radio (NPR) to develop a program to teach the art and science of audio technology to the staffs of its member stations. The result is the NPR Music Recording Workshop (MRW).

Although NPR provides several types of training programs to its member stations, many would agree that MRW is one of the more successful. The yearly workshop is held in two sessions, each of which concentrates on a different type of music. One session addresses the unique techniques of recording classical music, and the other is directed at jazz and folk music.

In the past 16 sessions, more than 1,200 public broadcasters have attended. Topics covered in the workshop include console operation, mixing, microphone selection and placement, monitoring, troubleshooting, acoustics and digital-recording techniques.

Practical application

The workshop takes a hands-on approach by combining lectures and practical applications. At last year's classical session, the bulk of the instruction was provided by industry experts including David Moulton, Skip Pizzi, Neil Muncy, David Glasser, Paul Blakemore, David Peelle and Curt Wittig. The interaction of the students with the instructors, as well as with one another, provides valuable learning situations.

The 6-day workshop is one of the most intensive educational experiences a recording engineer may ever encounter. The training sessions begin at 8 a.m. and continue well past 10 p.m. The students then gather with the instructors to critique their own work and exchange ideas.

Although many of the topics could be learned by reading any of a number of books, Dave Moulton's "Ear Training Drills" are a notable exception. Through a total of 12 ear-training exercises, the participants are taught how to critically listen to sound. In one of the exercises, a digitally produced tape is used to reproduce pink noise with different octaves, either boosted or cut by 12dB. As the students become more knowledgeable, the tests become more difficult. Pink noise is replaced by program material. Later tests require the students to identify the two different octaves by

listening to program material.

Amplitude alternations are not the only ear-training drills. Moulton also subjects the students to other drills in which they must correctly identify program anomalies, such as stereo-vs-monaural programming, equalization, distortion, time-delay/reverb, companding and amplitude changes. Although the students typically complain about the tests, which really are hard work, most admit that they are useful.

The students are invited to participate in live recordings with performing ensembles and orchestras. The highlight of the classical workshop is the simultaneous recording of a symphony orchestra with 12 different micing techniques. Each micing technique is recorded separately on a 24-track recorder so that later comparisons can be made. This particular demonstration helps students identify the unique sound characteristics produced by the various techniques.

The careful integration of such learning experiences have made NPR's music recording workshop a much-sought-after program. Applicants often must be turned away because of the limited number of openings. If you are interested in learning more about this training program, write National Public Radio, Training Coordinator, 2025 M Street N.W., Washington, DC 20036.

The ENG wireless system you designed

M185 Transmitter

- No dangling wire antenna
- Machined aluminum housing
- Works with any microphone
- Accurate modulation indicators
- Accepts all 9 volt batteries (including new lithium types)
- 14 hr. battery life (alkaline)

CR185 Receiver

- 9 volt batt; 12-16V ext.DC; 110V AC power
- Dual polarity switching of ext.DC power
- Balanced XLR audio output
- 6-pole helical resonator front-end, double balanced diode mixer and crystal filtering in the IF section minimize intermod problems in multichannel applications



The CR185 rear panel provides an XLR audio output jack, external 12 volt DC power jack (for either polarity) and the precision battery compartment.



The design of the PRO miniature system is the direct result of numerous discussions with producers, ENG cameramen and engineers at NAB '87. The M185 body-pack transmitter is without question the most advanced and versatile unit available. The new CR185 compact receiver offers ultra-high selectivity to prevent interference, and outstanding sensitivity to eliminate dropouts. The overall system produces a flat 50 Hz to 18KHz (± 1 dB) audio frequency response for studio quality reproduction.

Call us today at: 800-821-1121



LECTROSONICS, INC.

P.O. Box 12617 • Albuquerque, New Mexico 87195 • Phone: 505-831-1010

Circle (207) on Reply Card

WHAT HAS 5 VTR'S,
2 ROBOTS,
3 ROTARY LIBRARIES,
1,184 CASSETTES,
A COMPUTER,
THE ABILITY TO PLAY
15-SECOND SPOTS
BACK TO BACK
CONTINUOUSLY,
IS AVAILABLE NOW,

AND IS SURE TO TURN
THE BROADCAST INDUSTRY
UPSIDE DOWN?

near the studio, they are usually more critical.

Noise associated with a moving airstream is created either by turbulence or by the velocity potential of the air. Aerodynamic noise is roughly proportional to the fifth power of the linear velocity of the airstream (in feet per minute, not the volume airflow in cubic feet per minute). Thus, the best method of minimizing aerodynamic noise is to keep air velocity low, which can be done by keeping sizes large. Turbulence can be minimized by streamlining the duct system. Avoid sharp turns without turning vanes and successive turns close together.

Because a duct is an open pathway for sound, the duct can transmit sound from room to room as well as from the mechanical equipment room to a studio. To minimize the transmission of airborne sound through duct systems, all ductwork leading to or from studio spaces should be acoustically lined with an absorptive duct-liner material. Elbows and turns further reduce the sound through ducts, but their use must not create added turbulence. It is often necessary to install silencers (sound traps) in ducts serving studio spaces. Noise control in air-conditioning systems is an exact science, but one com-

monly misunderstood. It is not something that the novice should attempt unassisted.

Structure-borne noise

The capability of a material to transmit structure-borne sound is a function of its mass and stiffness. However, the degree to which materials transfer sound energy also is a function of the amount of energy available from the source. The best method of reducing structure-borne sound transmission is the use of discontinuous constructions.

Materials that isolate vibration can be used to stop the transmission of sound energy between two component parts of a composite wall or floor/ceiling system.

Vibration damping or energy-absorbing materials also can be used to reduce structure-borne sound transmission. This is the principle by which carpet can be used to reduce impact noise from footsteps on hard floors. Note that damping materials are most effective when applied at or near the source of energy.

Get help

On the assumption that the construction or renovation of a studio facility is justified, it only makes sense to do the job right. Acoustical treatment of a sound-critical environment is best left to experts.

Selected reference books

"Environmental Acoustics," by Leslie L. Doelle; McGraw Hill Book Co., New York, NY. 1972

"Acoustic Techniques For Home & Studio," 2nd Edition, by F. Alton Everest; Tab Books, Blue Ridge Summit, PA. 1984

"The Master Handbook of Acoustics," by F. Alton Everest; Tab Books, Blue Ridge Summit, PA. 1981

"Noise and Vibration Control in Buildings," by Robert S. Jones; McGraw Hill Book Co., New York, NY. 1984

"Studio Acoustics," by Michael Rettinger; Chemical Publishing Co., New York, NY. 1981

"Sound, Noise and Vibration Control," 2nd Edition by Lyle Yerges; Robert E. Krieger Publishing Co., Malabar, FL. 1983

1:7-5)))

Our new 20 x 10 router is no big thing.

Announcing our new 20-TEN™ and our TEN-20™, the newest additions to the GVG compact video and audio router family. Both are full function systems that need just one rack unit per matrix, and fit your budget, too.

When it comes to saving space — and money — you always have room for a little innovation.

Grass Valley Group
STRENGTH YOU CAN RELY ON

THE GRASS VALLEY GROUP, INC. — P.O. Box 1114 — Grass Valley, CA 95945 USA
Telephone (916) 478-3000 — TRT: 160432 —
OFFICES: New York (201) 845-7988; District of Columbia (301) 622-6313; Atlanta (404) 493-1255;
Chicago (219) 264-0931; Minneapolis (612) 483-2594; Dallas/Fort Worth (817) 483-7447;
Los Angeles (818) 999-2303; San Francisco (415) 968-6680. A **TEXTRONIX COMPANY**

Circle (209) on Reply Card

FROM COMMODORE TO CRAY the A-5000



- Automatically provides prompting text from standard text files.
- Works with any host computer from Commodore to Cray running standard word processing software.
- Stores in RAM up to 9,600 lines of text; equivalent to 3 hours of reading time.
- Provides proportional spacing and maintains word wrap.
- Recognizes choice of 4 fonts and up to 8 background color commands.
- Prompting display can be controlled by host terminal or remote control box.
- Infinitely variable smooth scroll — no P.C. type "jitter".
- Works over telephone lines from Serial RS 232 ports with regular modems.

LISTEC VIDEO CORP.

30 Oser Ave., Hauppauge, New York 11788
Telephone: (516) 273-3020
Telex: 5106018234 Fax: (516) 435-4544

Circle (210) on Reply Card

AC POWER LINE PROTECTION

Protects sensitive equipment from damaging transient overvoltages!

Lightning and power line transients surge along AC power lines producing costly damage to computers, medical equipment and other sensitive electrical devices.

Operating in nanoseconds, the MCG SP series of shunt protectors will vigorously clamp lightning and transient overvoltages on the AC line to safe levels whenever the clamping threshold is exceeded. After each transient, the protector recovers automatically — without power interruption. The use of redundant protection elements virtually guarantees no "downtime."

REPRESENTATIVE MODELS*

SPC – MAIN SERVICE PANEL PROTECTOR

Model	Voltage	Configuration	Price
SPC-120Y	120/208VAC	3ph 4 wire + gnd	\$1475
SPC-277Y	277/480VAC	3ph 4 wire + gnd	1625
SPC-480D	480VAC	3ph 3 wire + gnd	1865

Physical Specs: Size 8" × 8" × 4"
 Mounting 6" × 9.5"
 Weight 10 lbs.

SPB – DISTRIBUTION SERVICE PANEL PROTECTOR

Model	Voltage	Configuration	Price
SPB-120Y	120/208VAC	3ph 4 wire + gnd	\$775
SPB-277Y	277/480VAC	3ph 4 wire + gnd	845
SPB-480D	480VAC	3ph 3 wire + gnd	985

Physical Specs: Same as SPC Models

SPA – LOCAL SERVICE PANEL PROTECTOR

Model	Voltage	Configuration	Price
SPA-120T	120/240VAC	1ph 3 wire + gnd	\$355
SPA-120Y	120/208VAC	3ph 4 wire + gnd	365
SPA-277Y	277/480VAC	3ph 4 wire + gnd	435
SPA-480D	480VAC	3ph 3 wire + gnd	455

Physical Specs: Size 6.25" × 4.25" × 3.5"
 Mounting 6.75" × 2"
 Weight 4 lbs.



Model SPB or SPC



Model SPA

*Other configurations are available.



Circle (211) on Reply Card

12 Burt Drive, Deer Park, N.Y. 11729
516-586-5125 • Telex: 645518 FAX: 516-586-5120

FOR APPLICATION ASSISTANCE
OR ORDERING INFORMATION
CALL BOB IVEY
1-800-851-1508



High-definition radio: Will it work?

By Douglas Fearn

This UHF broadcast band could open a whole new world of opportunities for daytime AM station owners.

Many daytime AM broadcasters are hoping something will be done to improve their chances for success in an already competitive situation. Many of these stations currently are forced to leave the air for most of the post-sunset period. Although these stations can apply for pre-sunrise and post-sunset authorizations, the power levels permitted are quite small—often only a few watts.

One proposal for improving this situation relies on opening a new broadcast band. The band, covering the frequencies from 578MHz to 596MHz, would allow many daytime stations to become full-time operations. These frequencies encompass UHF-TV channels 32, 33 and 34. The TV stations currently operating on these channels would be afforded full protection un-

der the proposal. However, no new UHF-TV stations would be licensed on these frequencies.

This new service would be called high-definition radio (HDR) because of the addition of FMX encoding. The proposal calls for mandatory use of FMX, thereby opening the door for a high-quality broadcast service.

The HDR proposal

The original HDR proposal was developed by station owner Larry Tighe, engineering consultant Clarence Beverage and communications attorney Larry Roberts. Under the plan, originally called FM2, many of the approximately 2,400 daytime-only AM stations would have the first opportunity to apply for an HDR channel. This group makes up half the existing AM stations.

After the daytimers have had the chance to begin operation in the new band, other

	MILES	KILOMETERS
CO-CHANNEL	106	170
200kHz	68	109
400kHz	40	64
600kHz	32	52

Table 1. Minimum distances between HDR stations in the 578MHz to 596MHz band.

CONTOUR	MILES	KILOMETERS
100dBu	3.7	5.9
80dBu	12.2	19.6
70dBu	20.0	32.1
60dBu	28.4	45.7
54dBu	39.3	63.2
40dBu	77.2	124.2

Table 2. Theoretical distances to various signal-strength contours for HDR stations.

Fearn operates the engineering consulting firm of D.W. Fearn & Associates, West Chester, PA.

Fostex Presents a Series of Timely Investments:



4010 SMPTE Time Code Generator/Reader has all the functions you'll ever need because it's completely software based. As in all high tech digital electronics today, there's a switching power supply. And socketed EPROMs mean your hardware will never be obsolete. Plus, the 4010 has a serial data port on the rear panel which allows communication with (and control by) computers.

4030 Synchronizer with switching power supply

and **4035** Controller for all major brands and models of tape recorders—both audio and video. Control up to one master and three slaves, or slave as many transports as you wish, just by adding a 4030 for each slave. A serial interface port allows communication with personal computers to run F.A.M.E., Fostex Automated Media Editing. SMPTE time code based, it works with 24, 25, 30 fps and drop frame, and features resolution to 1/100 of a frame, selectable pre-roll up to 99 seconds, 10 position auto-locate and **programmable, automatic punch in/out with rehearse function.**

4050 Auto Locator is a full function remote control unit for Fostex Models 80, 20 and all E-Series recorders. In addition to tempo control, you can locate to the measure bar and beat, thus the 4050 is the first autolocator to think musically. Up to ten cue points can be programmed and you can punch in and out automatically. The 4050 is also a MIDI Synchronizer, featuring a SMPTE/EBU Time Code generator/reader—all four formats. Any MIDI instrument can be synchronized to this most accurate timing reference. You can also simulate the running of the recorder in order to have the SMPTE/EBU code run MIDI instruments only. There's even a serial communication port which lets you use a personal computer.


Merging Technologies

Fostex

15431 Blackburn Ave., Norwalk, CA 90650
(213) 921-1112

©1987 Fostex Corporation of America

Circle (212) on Reply Card



Digital modulation: DX-10 AM transmitter

Edited by Brad Dick,
radio technical editor

An amplitude-modulated (AM) signal, as used in radio broadcasting, is a constant-frequency RF signal whose amplitude varies with the audio input signal. The constant-frequency RF output signal is referred to as the carrier. The modulating signal—in this case, audio—varies the amplitude of the carrier.

Until recently, AM transmitters generally relied on only a couple of basic designs. Digital modulation is a new amplitude modulation technique that can increase greatly the efficiency and audio performance of a transmitter. The key to the effective implementation of digital modulation techniques lies in the use of a power-multiplying digital-to-analog converter (DAC).

Although the digital modulation process may be implemented in different ways, the one described here requires four basic steps and is based on the Harris DX-10 AM transmitter. A simplified diagram of the transmitter is shown in Figure 1.

An overview

In the first step, the modulating audio signal is low-pass-filtered, and a dc control voltage is added. The audio-processing

stage provides an output signal that determines both the carrier level and modulation level.

The preceding composite (audio-plus-dc) signal then is digitized into a digital data-stream of 12-bit words. The A/D conversion takes place in a high-speed converter. The audio is sampled at the carrier frequency or at a submultiple of the carrier frequency.

In the third step of the digital modulation process, a modulation encoder encodes the data into on/off signals for the RF power-amplifier stages. The digital bit-stream now contains the signals required by 42 of the 48 RF power-amplifier modules.

Switched amplifiers

The fourth and final step involves using the modulation encoder signals to switch the individual RF power amplifiers on and off. Recall that an amplitude-modulated signal has a constantly changing RF level. In a digital AM transmitter, the RF level at the transmitter output is changed by switching on either a larger or smaller number of RF power amplifiers. Based on the signals from the modulation encoder, the correct number of RF amplifier modules are turned on or off. These amplifiers then are combined to produce the total output.

The RF power amplifier consists of 48 RF amplifier stages. Because 48 equal steps are not enough to accurately reproduce the modulation envelope required, binary-weighted steps are used to obtain the required resolution. The 42 amplifiers controlled by the modulation encoder are called big steps. Each big-step amplifier contributes an equal voltage to the combined output.

The binary steps (bits 7, 8, 9, 10, 11, 12) are controlled directly by the A/D converter and contribute $\frac{1}{2}$, $\frac{1}{4}$, $\frac{1}{8}$, $\frac{1}{16}$, $\frac{1}{32}$ and $\frac{1}{64}$ the voltage of the big steps, respectively. This process will be examined more closely at another point in this article.

The RF amplifiers are, essentially, constant-voltage sources in which the outputs are combined in a multiturn primary, single-turn secondary, ferrite combiner. The outputs are combined to form an amplitude-modulated carrier with a quantized envelope. The quantized AM waveform then is filtered by a bandpass network to remove the unwanted spectral components.

Let's look more closely at how this digital technology is implemented in the DX-10 transmitter.

Audio processing

The audio processor (see Figure 2) contains a low-pass Bessel filter, which atten-

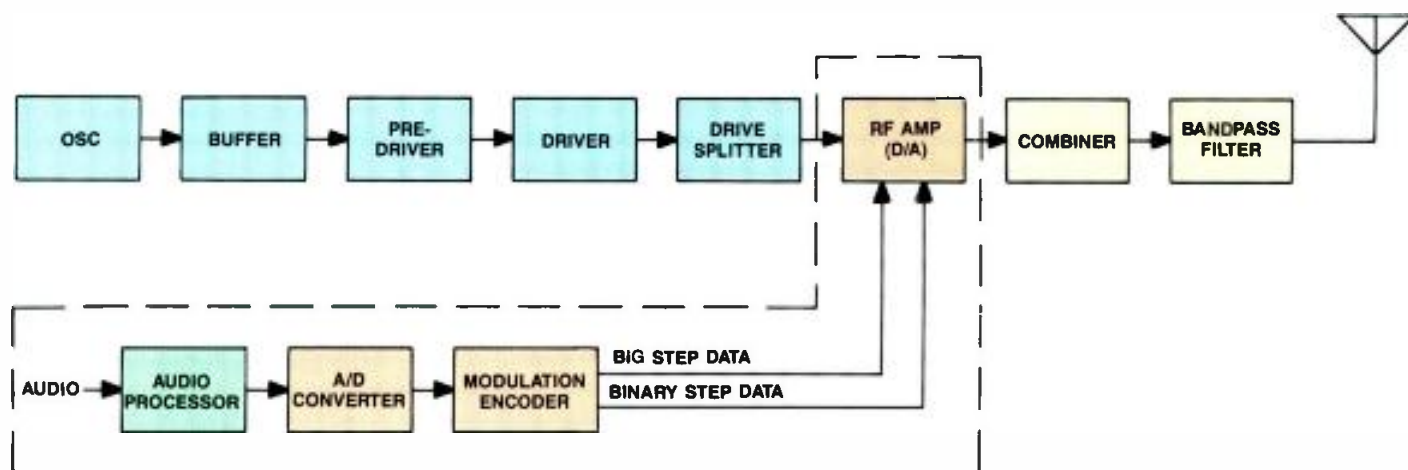


Figure 1. Basic digital AM transmitter block diagram. The sections within the dotted lines represent the digital portion of the transmitter.



Beat the traffic.

M/A-COM opens up a new lane for broadcasters with our new 18GHz microwave system.

If you've been looking for an open frequency at 7 or 13GHz, you're not alone. In many areas, they simply aren't available: there's too much traffic and not enough spectrum.

M/A-COM's new 18GHz microwave system gives you another option: a wide-open band which the FCC has assigned to broadcast. It gives you 50% better link availability (or 40% longer range) than 23 GHz, and none of the congestion of the lower frequencies.

The MA-18CC is a fully-featured microwave system, designed to meet or exceed all RS-250B short-haul performance

specifications. It is field tunable, and a single gunn oscillator covers a wide selection of frequencies so spare parts can be kept to a minimum.

For over 20 years M/A-COM MAC has specialized in providing microwave radio equipment to broadcasters. Every unit

with our name on it is built in our own factory, so we not only control the quality, but we know how to service it.

For more information on how you can streamline your microwave needs, contact M/A-COM MAC, Inc., 5 Omni Way, Chelmsford, MA 01824, (617) 272-3100.



Circle (219) on Reply Card



	BIT NO.								BIG STEP							
	1	2	3	4	5	6	7	8	1	2	3	4	5	6	7	8
ROM NO. 1	0	0	0	0	0	0	X	X	0	0	0	0	0	0	0	0
	0	0	0	0	0	0	0	X	0	0	0	0	0	0	0	0
	0	0	0	0	0	0	0	X	0	0	0	0	0	0	0	0
	0	0	0	0	0	0	0	X	0	0	0	0	0	0	0	0
	0	0	0	0	0	1	X	X	1	0	0	0	0	0	0	0
	0	0	0	0	1	0	X	X	1	1	0	0	0	0	0	0
	0	0	0	0	1	1	X	X	1	1	1	0	0	0	0	0
	0	0	0	1	0	0	X	X	1	1	1	1	0	0	0	0
	0	0	0	1	0	1	X	X	1	1	1	1	1	0	0	0
	0	0	0	1	1	0	X	X	1	1	1	1	1	1	0	0
	0	0	0	1	1	1	X	X	1	1	1	1	1	1	1	0
	0	0	1	0	0	0	X	X	1	1	1	1	1	1	1	1
	001001XX TO 111111XX								YIELDS 11111111							
ROM NO. 2	0	0	1	0	0	1	X	X	1	0	0	0	0	0	0	0
	0	0	1	0	1	0	X	X	1	1	0	0	0	0	0	0
	0	0	1	0	1	1	X	X	1	1	1	0	0	0	0	0
	0	0	1	1	0	0	X	X	1	1	1	1	0	0	0	0
	0	0	1	1	0	1	X	X	1	1	1	1	1	0	0	0
	0	0	1	1	1	0	X	X	1	1	1	1	1	1	0	0
	0	0	1	1	1	1	X	X	1	1	1	1	1	1	1	0
	0	1	0	0	0	0	X	X	1	1	1	1	1	1	1	1
	000000XX TO 001000XX								YIELDS 00000000							
	010001XX TO 111111XX								YIELDS 11111111							


Table 1. When addressed by the modulation encoder, the ROMs develop the drive signals for the power amplifiers.

uates frequencies above the required audio frequency range. The output of the Bessel filter feeds the input of an amplifier with adjustable gain that compensates for nominal audio input signal levels from +10dBm to -10dBm.

The transmitter's power level at any instant is dependent upon the number of RF amplifiers that are turned on. The unmodulated, maximum power level is set using a summing circuit, consisting of a differential amplifier with the audio signal on one input and a negative dc voltage on the other. This small negative dc voltage determines the unmodulated carrier output level. The maximum transmitter unmodulated carrier output level is set by varying this dc voltage.

The audio then feeds the input of an IC analog multiplier, which is connected to operate as a divider. The divider circuit develops a control voltage that maintains constant transmitter power output with varying supply voltages. The audio signal is applied to one input of the divider, and a sample of the high-voltage power-supply output (+230Vdc) is applied to the other

The Dorrrough Console Model 700



Dual Channel Mono Console

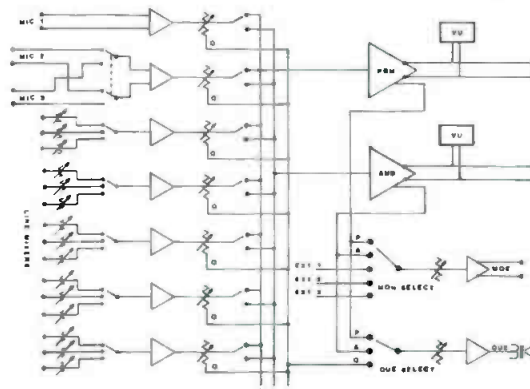
Features

- Seven mixing positions
- Two microphone positions with switchable third
- Five line level positions with three inputs each
- Two balanced program busses
- Three external monitor inputs
- Fifteen watt monitor amplifier
- Shallco stepped attenuators
- Telephone type key switches
- Plug-in IC circuits
- Metal cabinet construction

Trimpots on all line inputs allow professional and consumer products to be preset to a desirable point of mixer rotation. Easy installation, as microphones are on XLR connectors, line inputs and outputs are barrier strip type, and located on a recessed rear panel.

A HIGH QUALITY CONSOLE AT A REASONABLE PRICE—\$2825.00

Block Diagram



the dorrrough 700

See Us at NAB Booths 458 & 460

Dorrrough Electronics • 5221 Collier Place • Woodland Hills, CA 91364 • (818) 999-1132

Circle (230) on Reply Card

Natural Evolution...

RVS-210A

RVS-216A

*with
Distinction*

RVS-416

16 video inputs,
rotary, spin, and
matrix wipes,
linear keys,
4 mask generators,
4 key busses,
key interchange...

ROSS VIDEO LIMITED



**NAB BOOTH
3377**

Ross Video Limited, PO Box 220, 500 John St., Iroquois, Ont. Canada K0E 1K0 613-652-4886 Telex 05-811579
Ross Video Inc., PO Box 880, Ogdensburg, New York, USA 13669-0880

Circle (218) on Reply Card

www.americanradiohistory.com

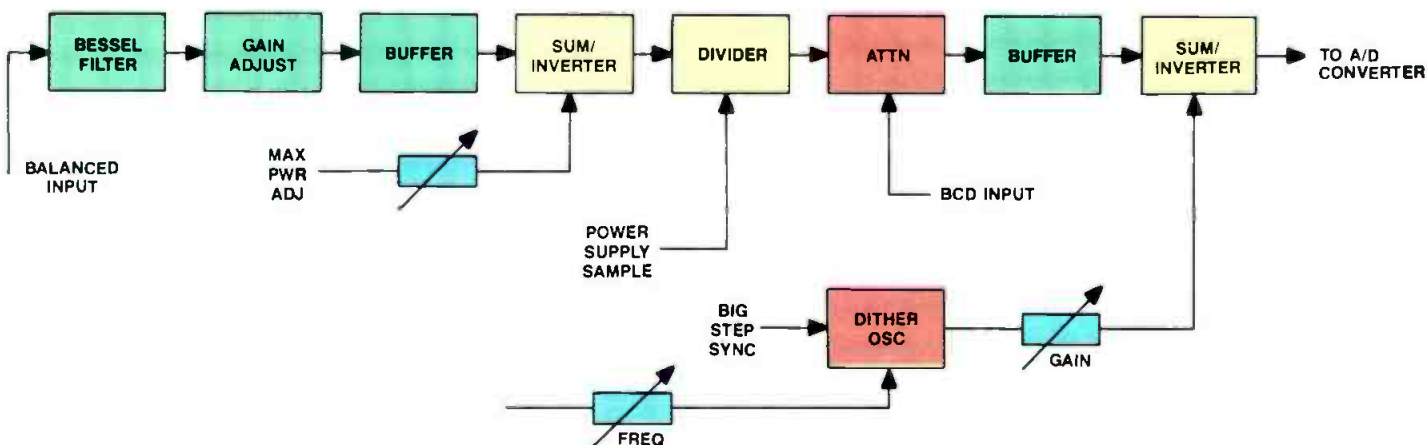


Figure 2. The audio processor develops the audio + dither + dc control voltage signal, which is digitized.

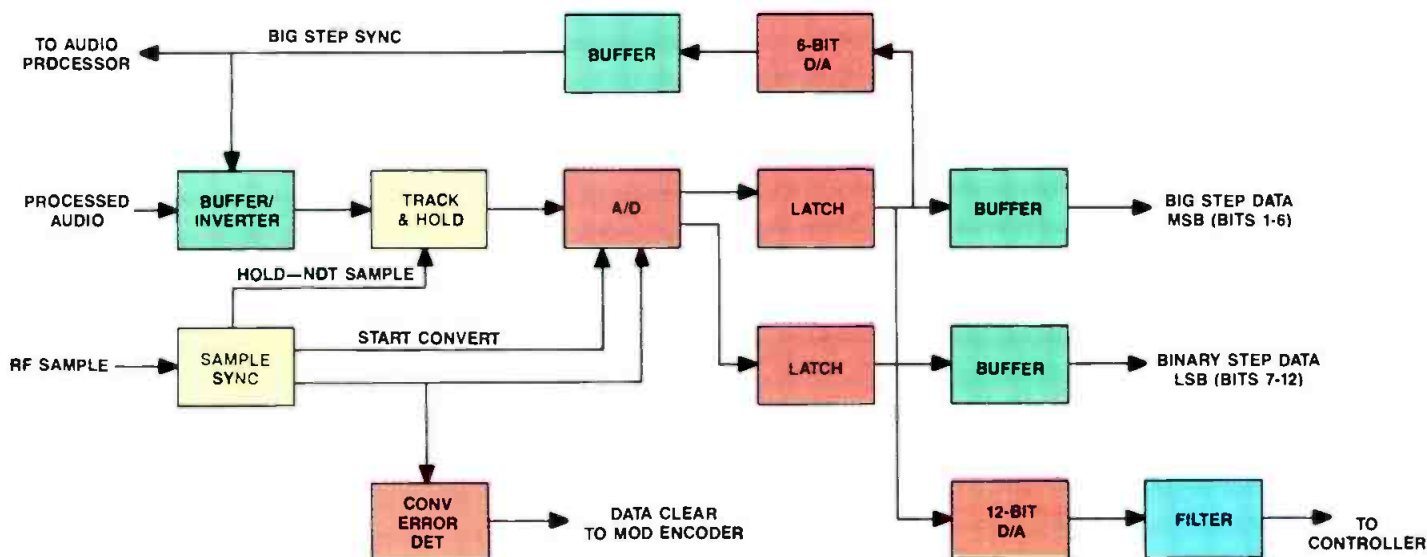


Figure 3. The RF sample is used to synchronize the track-and-hold and A/D converter, which produce the big-step and binary-step data.

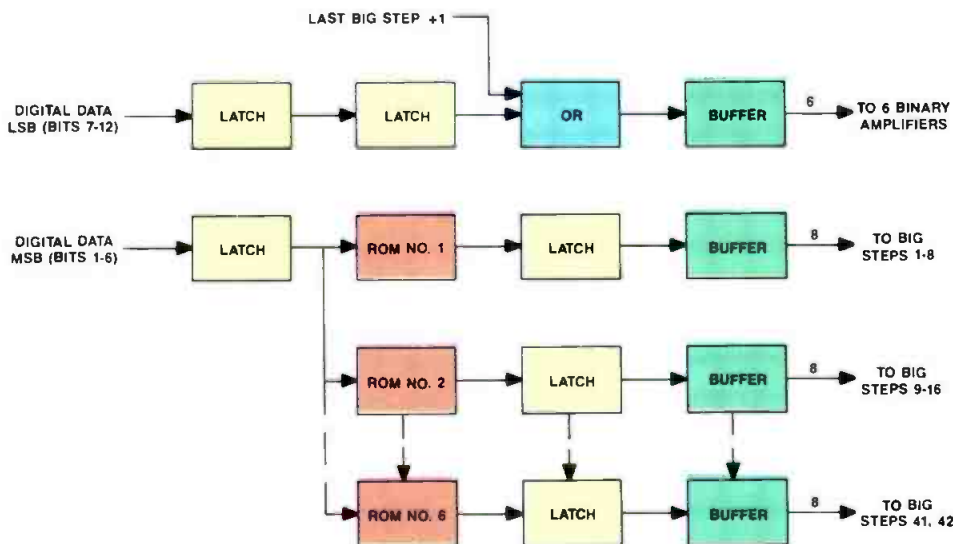


Figure 4. The modulation encoder develops the specific control signals required by the binary- and big-step amplifiers.

input. If the +230Vdc changes, which could cause the RF power output to change, the divider changes the audio + dc level in the proper direction to compensate for the supply-voltage variation.

The divider output is coupled to the input of a digitally controlled attenuator. The circuit consists of two ICs: an attenuator and a low-input, offset, precision op-amp. The attenuator has a 3-digit BCD control input that receives data from the transmitter power-level control circuits. When the digitally controlled attenuator is set to minimum attenuation, the maximum power adjust control (discussed previously) determines the transmitter power.

A dither signal also is added to the audio + dc signal. The dither signal is used to reduce noise that could result from the A/D conversion process. The dither signal is a low-level (approximately 60dB to 70dB below the nominal audio level),

OTARI: TECHNOLOGY YOU CAN TRUST



© Otari 1987

OTARI'S LANDSCAPE IS BROADER THAN YOU REALIZE...

You probably know us by our audio machines that are used in television, radio, and music recording applications every day, around the world. But it may surprise you to learn that the same company that builds 32 channel digital audio mastering machines also pioneered and developed (with E. I. DuPont de Nemours & Co.) the world's only laser-based, high speed video duplicator. And that we also market video and audio tape loaders, and digital audio disk systems.

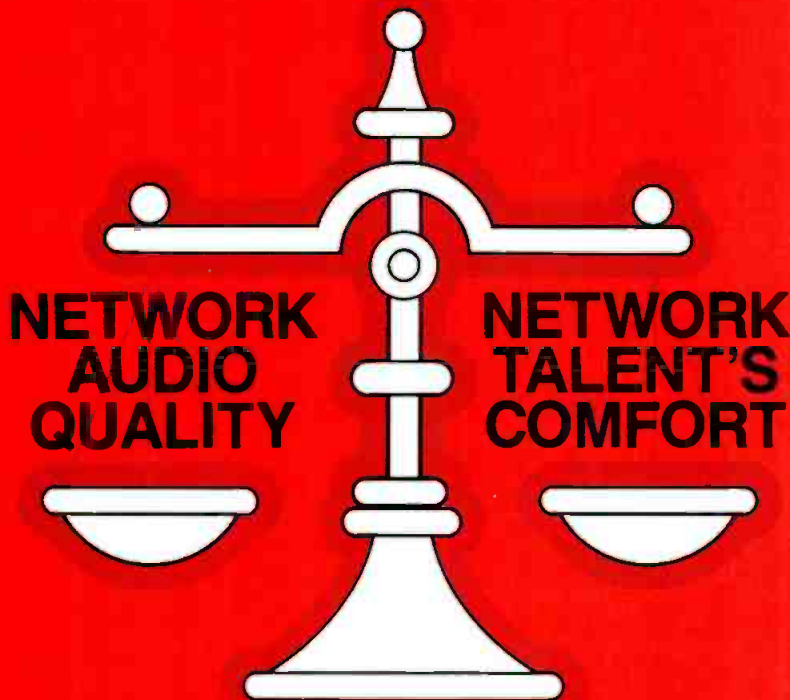
Our customers also tend to take a broad view. They know that quality products, backed by an engineering support group and a network of regional offices, plus a group of independent sales representatives and dealers who share our commitment to our customers, give them value far beyond initial equipment cost.

So consider the real *cost-of-ownership* in your buy decision. Look for equipment that is less expensive to operate over time and that is designed to support the goals of your business. Realize that when you buy Otari equipment you also "buy" Otari, the company. If you do, we think you'll choose the "Technology You Can Trust."

OTARI

Circle (220) on Reply Card

Telex, a broadcast headset in perfect balance.



Telex satisfies the comfort needs of network sports announcers while meeting high network audio standards.

For years Telex has worked diligently with network audio engineers and network talent—searching for the ideal combination of sound and comfort. The PH-24 and PH-25 lightweight Sportscaster headsets offer the perfect balance of both needs. Two of the three major networks have already adopted it as their standard for all sports events where excessive crowd noise is not prevalent.

Ideal for golf, tennis, baseball and football in most stadiums, these professional headsets deliver the ultimate in sound and comfort. The same microphone quality is available in the PH-91 and PH-92 full ear-encircling, noise attenuating headsets designed for noisy stadiums, basketball arenas or auto races.



PH-24 (Monaural) and PH-25 (Binaural) Lightweight Professional Headsets



Charlie Jones, network sports announcer says that since using the PH series headset from Telex his old problem of "halftime headaches" has disappeared.



PH-91 (300 ohm) and PH-92 (6000 ohm) Binaural Professional Headsets

TELEX

TELEX COMMUNICATIONS, INC.

9600 Aldrich Ave. Sg. Minneapolis, MN 55420 U.S.A.

high-frequency triangle wave.

The dither oscillator receives a big-step synchronizing signal from the A/D converter board. This signal synchronizes the dither signal with the switching of the big steps and "forces" a decision in the A/D converter when the converter is faced with low-level audio signals. The dither signal level represents approximately the size of the 12th bit of resolution. The process results in an effective audio resolution of 13 to 14 bits.

The output signal from this audio-processing circuit then contains an audio signal with a dc component and a small dither signal component. The dc component determines the unmodulated power output, and the audio component determines the modulation level.

The dc + audio signal also is used to help regulate the B-voltage. The dc+ audio modulates the B-regulator output, thereby effectively providing a dynamic bias voltage for the RF power transistors. The technique improves the switching performance of the RF power transistors when they are operating under high-current conditions.

A/D conversion

The A/D converter (shown in Figure 3) takes an analog signal (with a dc component to control carrier power level) and converts it to a digital signal consisting of a 12-bit binary word. The A/D converter section also contains circuitry to provide:

- Logic control signals (derived from an RF sample) for the A/D conversion process,
- Synchronization of the 12-bit digital word with the RF carrier signal at the power amplifiers so that power-amplifier stages switch on and off at the proper time,
- A conversion-error logic signal for the status indicators,
- The big-step sync signal to ensure that unwanted steps or glitches (noise) in the modulated output signal do not occur, and
- A 12-bit D/A converter that provides an audio signal to the envelope error-detector circuit in the controller.

The A/D board's analog input stage inverts the audio + dc signal and also adds a small big-step sync component. The added big-step sync component ensures that when a big-step amplifier switches on or off, it does not change state again, which would cause a transient or glitch in the RF output.


The A/D conversion process requires two steps to complete. The analog input signal (audio + dc) is first sampled and stored by a track-and-hold circuit. The stored signal then is fed to the input of the A/D converter. The A/D converter requires less than 1 μ s to complete the conversion process.

The input signal to the A/D converter

Circle (221) on Reply Card

Transmitters with solid guts!

Three unbeatable Canadian-made solid state modular transmitters for FM broadcasting from 10 to 3000W.



**100W Transmitter/Exciter
(model S3161C) (left)**

- Exceeds 50,000 hours MTBF
- Broadband amplifier
- Mono/Stereo/SCA operation
- Integrated harmonic filter and directional coupler



**The key to 500, 1000 and
1500W transmitters
(500W amplifier) (centre)**

- Redundant RF circuitry
- Separate dual rail electronically stabilized power supply
- Convection cooled

**1.25kW Transmitter Amplifier
with separate power supply
(right)**

An amplifier stage for transmitters with higher output power. Can be configured as: dual 1.25kW, dual 2.50kW, 3.75kW and 5.00kW



AEG Olympia AG
Communications
Sickingenstrasse 20-28
D-1000 Berlin 21
F.R. of Germany
Telephone (030) 3463-0
Telex: 181819
Telefax: (030) 34632419

In Canada and U.S.A. please contact:
AEG Bayly Inc.
167 Hunt Street
Ajax, Ontario, Canada
L1S 1P6
Telephone: (416) 683-8200
Telex: 06981293
Telefax: (416) 683-0186

It all filters down to

AEG

* Design patent pending

See Us At NAB Booth #719

Circle (222) on Reply Card

www.americanradiohistory.com

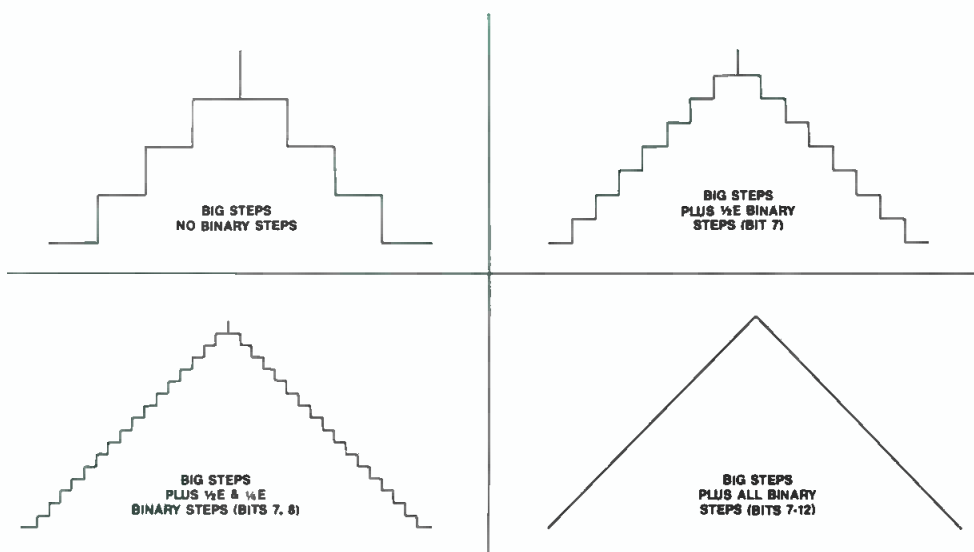


Figure 5. Adding the binary steps to the big steps produces a low-distortion waveform.

should not change during the conversion process. The function of the track-and-hold circuit is to ensure that the signal input to the A/D converter remains constant while the conversion process is taking place.

The two conversion steps must occur in a certain time sequence. After the sample has been stored, a start-conversion signal is fed to the A/D converter. When the con-

version process is complete, the A/D converter IC provides an end-of-conversion logic signal.

Two logic signals (external to the A/D integrated circuit) are required to control the A/D conversion process. The first is a hold-not-sample signal, and the second is a start-conversion signal. These signals are provided by the sample sync circuits.

The sample sync circuits take an RF in-

put sample from the power-amplifier RF drive splitter, divide it by 1, 2 or 3, depending on the transmitter operating frequency, and generate the hold-not-sample and start-conversion logic signals.

The sample sync circuits also determine how often the A/D conversion takes place. The A/D sampling process generates a digital audio spectrum at baseband and replicates this spectrum at multiples of the sampling frequency. The sample rate is somewhat critical, to ensure that all unwanted spectral components fall outside the filter passband. The sample rate, determined by the output of the divider in the sample sync circuit, ranges from 400kHz to 820kHz and depends on the operating frequency. The spurious products generated are filtered easily because of the RF output network's bandpass filter's attenuation at these much higher frequencies.

The end-of-conversion logic signal from the A/D converter provides data strobe signals to latch on the A/D and modulation encoder boards. Each time another analog-to-digital conversion is performed, the output of the converter is strobed or latched, where the output data is stored until the next conversion.

If the A/D conversion process does not take place because of some fault, conversion-error circuits provide a data clear

AS-101 AUDIO SWITCHER

- Illuminated and legible control buttons
- Instant or overlap switching
- Front panel accessible level controls
- Optional RS-232 Interface
- Optional relay follow switch outputs
- Plug-in screw-clamp terminals

CONEX ELECTRO SYSTEMS P.O. Box 1342 Bellingham, WA 98227 (206) 734-4323

Circle (303) on Reply Card

MIKROMONITOR

- ☐ Built-in 20 Watt Amplifier
- ☐ Balanced Input XLR and Post
- ☐ 110-220 VAC Operation
- ☐ 2-Way High Fidelity
- ☐ Die-Cast Aluminum Case
- ☐ Rack-Mount Optional
- ☐ VU Panel Optional
- ☐ \$179.95

MIKROLAB VIDEO INCORPORATED 4121 Redwood Ave., Suite 215, LOS ANGELES, CALIFORNIA 90066(213) 306-0120

Circle (166) on Reply Card

BEXT Inc.

High performance at affordable prices.

- 15, 20, 30 and 80 W exciters
- 100, 200, 250, 400, 500, 1000 and 2000 W amplifiers
- All front panel programmable, broadband, solid state.
- 2 and 20 W programmable STLs
- 800-3500 W tube amplifiers
- 24 Hr technical support on call.

BEXT Inc.
739 Fifth Ave., San Diego, CA 92101
619-239-8462 Telex 229882LJMUR
FAX 619/239-8474

Circle (304) on Reply Card

FREE 44pg Catalog & 80 Audio/Video Applic.

PHONO, MIC, TRANS, ACH, TAPE, VIDEO, LINE, OSC, PRESS, BOXES

1-in 18-out Audio
2-in 18-out Audio
2-in 24-out Audio
4-in 1-out Mixer

Video & Audio Dist. Amps.
RGB-Sync Dist. Amps.
Routing Switchers

OPAMP LABS INC (213) 934-3566
1033 N Sycamore Av LOS ANGELES CA, 90038

Circle (119) on Reply Card

**Grow Professionally!
Join & Participate in
SBE**

For Information
Call: 317-842-8836

logic signal to clear the latches so that their outputs can go to zero, and all the power-amplifier stages are turned off.

Big-step sync circuitry ensures that glitches do not occur in the transmitter's modulated output. The big-step sync circuitry provides two signals: one to synchronize the dither oscillator, and one that is added to the audio + dc analog signal.

Modulation encoding

The modulation encoder (see Figure 4) accepts the 12-bit digital audio information and encodes it into on/off signals for the RF power-amplifier stages. The 12-bit digital input signal from the A/D converter is first stored in latches.

For the six least significant bits (bits 7 to 12), the data latch outputs provide the PA on/off control signals through latches, OR gates and drivers for the six binary amplifiers. The data latches for the most significant bits (bits 1 to 6) address read-only memories (ROMs).

Based on the input signals supplied by the latches, a binary address, or location, within the ROM is identified, and a predetermined sequence of logic high and low signals appears at the ROM's output pins. The ROM outputs are first stored in data latches, then buffered before becoming the control signals for the 42 big-step

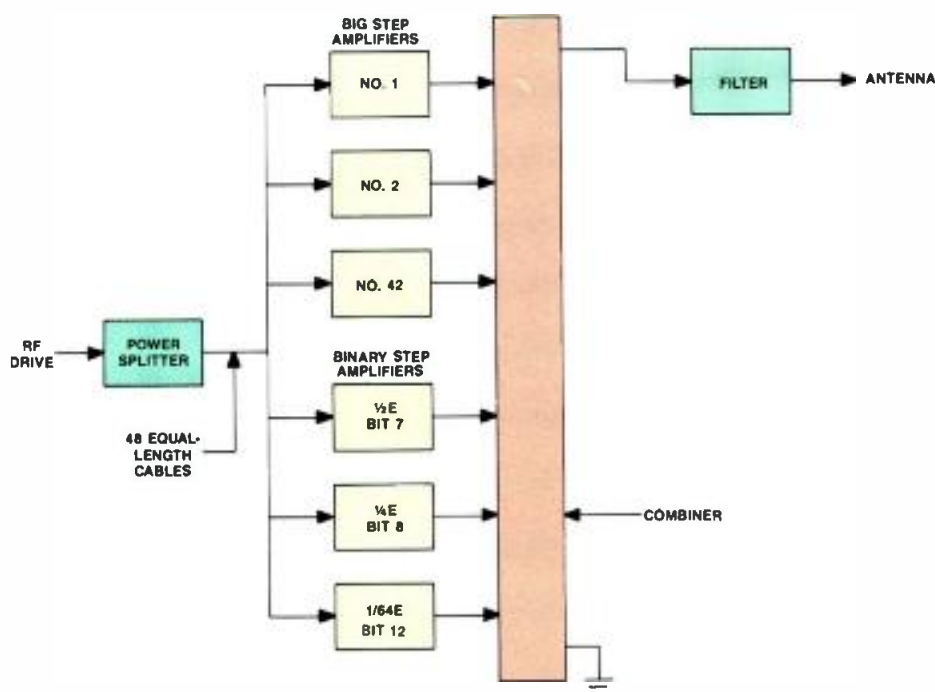



Figure 6. The power amplifier comprises 42 big-step and six binary-step amplifiers.

RF amplifiers. Jumpers are used to connect the latch outputs to the buffer inputs, permitting patching around a failed pow-

er-amplifier stage.

If an RF stage fails, it is possible to substitute another amplifier. The loss of one

AUDIO PRODUCTS



ES 212 — HYBRID
TELEPHONE INTERFACE
\$995.




70 SERIES
CONSOLE
MOUNT
CLOCKS AND
TIMERS
\$174-\$570.



ES 217 AUDIO DISTRIBUTION
AMPLIFIER \$129.



ES 214
\$ 131



ES 216 \$63.

AUDIO LEVEL INDICATORS

142 SIERRA ST. EL SEGUNDO, CALIFORNIA 90245
(213) 322-2136



AUDIO FREQUENCY RESPONSE	+0.0dB TO -0.6dB 20Hz TO 10kHz
HARMONIC DISTORTION	0.43% @ 95% MOD 20Hz TO 10kHz
IM DISTORTION	0.42% 4:1 SMPTE
SQUAREWAVE OVERSHOOT	0.8% @ 100Hz @ 95% MODULATION
TILT	0.8% @ 100Hz @ 90% MODULATION
CARRIER SHIFT	-0.6%
AM HUM/NOISE	-65dB
POSITIVE PEAK CAPABILITY	+140%
IQM (AVERAGE)	-42dB @ 1kHz @ 95% MODULATION
IPM (AVERAGE)	0.021 RADIANS (1.2°)
PA EFFICIENCY	90%
OVERALL EFFICIENCY	86%

Table 2. Typical measured performance with a digital modulator operating at 10kW.

amplifier increases the distortion to approximately 2%. Substituting one of the amplifiers used only during modulation peaks reduces both the distortion and available peak power.

The modulation encoder circuit contains six identical ROMs. Each ROM is 8x8 (eight binary inputs and eight status outputs) with 2⁸ (256) possible addresses. See Table 1.

While bits 1 through 8 from the A/D converter are required to step through all the ROM addresses, only bits 1 through 6 are used to select the turn-on signals for the 42 big steps. The X's shown in bit columns 7 and 8 indicate a "don't care" value and are used to simplify the explanation of the ROM table.

Before each new big step is turned on by a status output change from 0 to 1, bits 7 and 8 clock through the sequence of 00, 01, 10 and 11. This sequence is shown only once with X's on the first four lines at top left of the table, for simplicity.

As bits 3 through 6 for ROM No. 1 are clocked through binary 1 through 8, the bit-step control outputs change from 0 to 1 for big steps 1 through 8. The binary input to ROM No. 1, after reaching 001000XX (big steps 1 through 8 and higher), continues to 111111XX. (All ROMs receive the same binary data.) The first eight big steps,

Take Me Out To The Ball Game

Or just take me out. The STLX extender/console puts you on the air when you're on the road.


With the STLX, when you leave the studio you don't leave studio quality behind. The built-in **Comrex Dual-Line** frequency extender with multiband noise reduction will deliver full program audio on two dial telephone lines—anywhere in the world.

And everything you need is all together in one professional package. This is a studio-quality console that's rugged enough for the road, with a four-input mixer (Penny & Giles® faders are standard), complete telephone interface, full monitor system with talkback, AGC, PA feed and more. An optional battery pack is available as well as a custom shipping case that will stand up to the airlines.

For more information on how Comrex can help your road games, call or write Comrex Corporation, 65 Nonset Path, Acton, MA 01720 (617) 263-1800. TWX 710-347-1049. FAX (617) 635-0401. 1-800-237-1776.

COMREX®

Circle (224) on Reply Card



MAGNA-TECH

THE SOUND HEARD AROUND THE WORLD

**Magnetic Film
Recorders and Reproducers
for Television and Film
Sound Post-Production**

HIGH SPEED

Telecine Magnetic Followers
Video Tape-Film Interlock
Electronic Looping
Dubbing Systems
16 and 35mm Electronic Projectors
Total Facility Engineering

WORLDWIDE SALES OFFICES

Paris
Hi-Fidelity Services
4 Rue Semard
75009 Paris, France

Sydney
Magna-Techtronics (Aust.)
PO Box 150
Crows Nest NSW 2064
Australia — Telex 24655

Johannesburg
General Optical Co., Ltd.
15 Hulbert Road
Johannesburg 2001.
South Africa

Rome
Alberto Sciarretta
Via Siria 24
Rome 00179
Telephone 7943618

Brussels
A.R.C.
Rue de Boisdé Linthout 45
1200 Brussels Belgium

Hong Kong
Paul Yang and Associates
901 Star House
3 Salisbury Road
Kowloon, Hong Kong

Bombay
Capt. P.K. Vishwanath
234/4 Rama Baug.
Deodhar Road
Bombay 400 019, India

Kehl West Germany
Zenon GMBH
Postfach 1743
Hauptstrasse 128
Kehl am Rhein
Tel: 07851/2991
Telex: 753537

London
Branch & Appleby
42 High Street
Harrow-on-the-Hill
Middlesex HA1 3LL,
England

Kuala Lumpur
Kinematronika Sdn. Bhd.
2852, Jalan Selangor/
Persekutuan,
Federal Hill
Kuala Lumpur, Malaysia

Caracas
Cine Materiales srl
Apartado Postal 61.098
Caracas 106 Venezuela

MAGNA-TECH ELECTRONIC CO., INC.

630 Ninth Avenue, New York, N.Y. 10036

Telephone (212) 586-7240

Telex 126191

Cables "Magtech"

Circle (227) on Reply Card

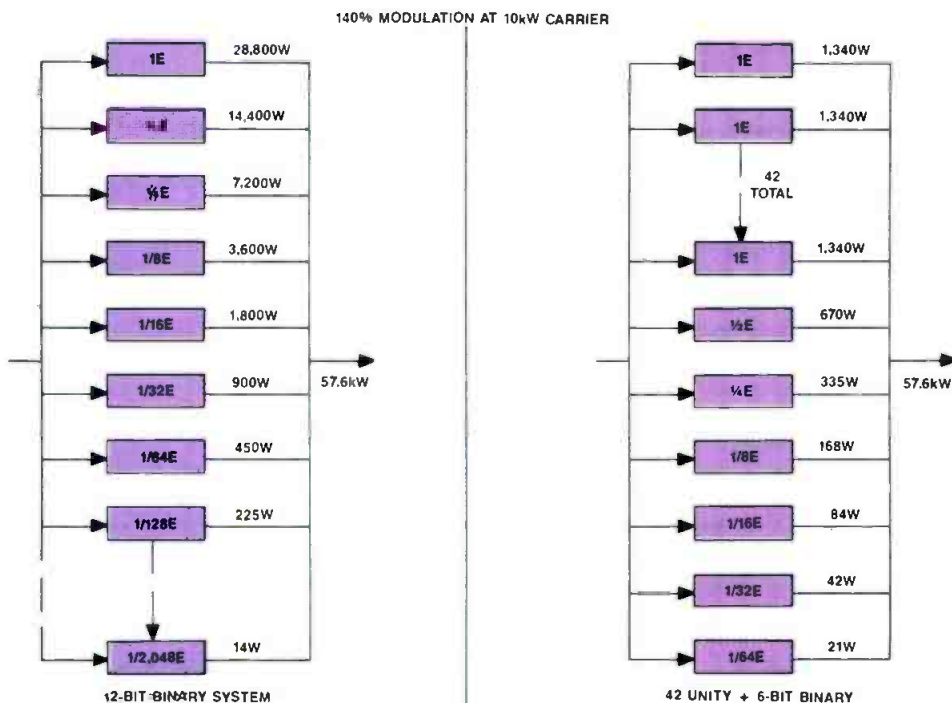


Figure 7. A true binary implementation of digital modulation would require an amplifier capable of 28.8kW. The pseudo-binary design requires a maximum of only 1.34kW from any single amplifier.

therefore, are kept on for all binary inputs above the count of 8.

ROM No. 2, which controls big steps 9

through 16, does not turn on any big steps until the binary count of 9 is reached. From binary 9 through binary 16, ROM

No. 2 turns on big steps 9 through 16, then keeps them on through binary 256 (111111XX). The remaining four ROMs continue turning on big steps in the same manner until all 42 big steps are active.

If the modulating signal continues to increase after all available big steps are turned on, the binary steps would continue to turn on and off, causing a sawtooth to appear on the top of the clipped waveform. This is prevented by feeding the last big step +1 logic turn-on signal to the input of the six OR gates. This signal turns all of the binary steps and holds them there until the peak has passed.

The six binary steps can contribute $(2^6) - 1$ steps or 63 different power levels. Before each big step is turned on, the binary steps must go through the entire count from 1 to 63. With all 42 big steps active, the total number of levels traversed becomes the number of big steps times the number of discrete levels produced by the six binary amplifiers, or $42 \times 63 = 2,646$.

After the last big step has turned on, the binary steps count through one more sequence to 63. There are also 42 individual big steps, so the total of available steps becomes $2,646 + 63 + 42$, or 2,751. This is approximately equivalent to 11.43 bits of resolution ($2^{11.43} = 2,750$). The waveform

By the turn of the century there will be 12,500,000,000 more slides to file...

The image boom is coming... And you need to be prepared.

Computerize your slide library with the speed and efficiency you've grown to expect from today's workplace.

The best approach? The Gallery 2000 Automated Image Library from Rank Cintel. It's a database, still store, workstation network, graphics, and on-air production and transmission tool in one.

Gallery 2000 manages from 400 to millions of slides. And since it's 4:2:2 compatible it integrates with a range of digital studio devices — today and tomorrow.


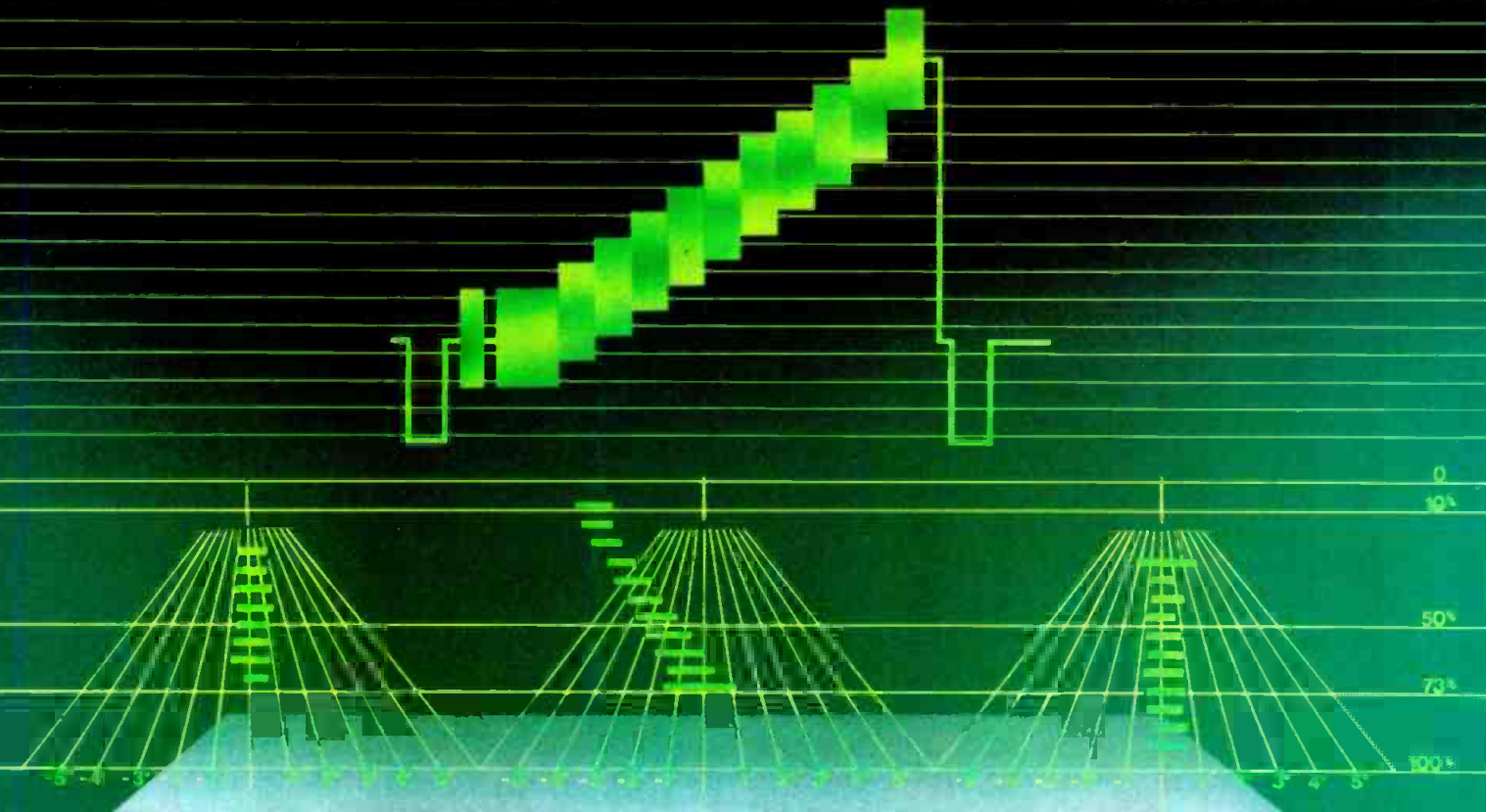
Call for a free systems analysis of your company's image management needs:

312-426-2450

 **Rank Cintel Inc.**
Gallery 2000

704 Executive Boulevard, Valley Cottage, New York 10989, New York. Telephone: Sales — (914) 268-8911

Circle (226) on Reply Card



A SUPERIOR TV DEMODULATOR NEEDN'T COST AN ARM AND A LEG!

At Rohde & Schwarz we've been selling high performance TV demodulators for years . . . and saving our customers thousands of dollars over competitive units. Our latest EMF series features envelope and synchronous detection. There's a Q signal output for ICPM measurements and an internal zero reference pulse for accurate modulation measurements.

The EMF series also provides a wide-band (120 kHz) aural output. Three feature-packed models to choose from:

☐ Model EMFT. Synthesized all-channel receiver including CATV to 550 MHz. (Frequency is selected by channel number ± 100 kHz AFC). Switchable SAW filter for adjacent channel requirements.

☐ Model EMFK. Single channel crystal-controlled receiver with a sensitive and selective front end for off air reception.

☐ Model EMFD. The precision TV demodulator for every transmitter site.

Check with us to arrange for a demonstration . . . and keep your arm and leg!



If you are willing to pass up Q-signal outputs, the EKF2 series offers synchronous demodulation and optional wide-band aural output at 1/3 less cost.

See Us at NAB Booth 2706

ROHDE & SCHWARZ

4425 Nicole Drive, Lanham, MD 20706
 Telephone (301) 459-8800

Outside USA contact:
 Rohde & Schwarz Headquarters;
 D-8000 München 80, Muhlthorstr. 15,
 Fed. Rep. of Germany
 Tel.: (089) 41 29-0

Circle (74) on Reply Card

Glossary of technical terms

The discussion of analog-to-digital and digital-to-analog conversion includes some terms, abbreviations and concepts that may not be familiar to all readers. A summary of terms is included here for review or reference.

Analog: Refers to a signal that contains a continuous range of values, rather than one that changes in steps. Examples of analog signals include the audio signals from a microphone or turntable.

Quantized: Related to **digits**, or discrete quantities. An analog signal changes continuously, while a digital signal changes in steps and has a finite, or limited, number of possible values.

Binary: Has only two possible values. A binary number is represented using only the digits 1 and 0. Binary also refers to a series in which each step is either multiplied or divided by two to get the next step.

Bit: A binary digit, 1 or 0.

Digital word: A series of numbers, or a group of bits, representing a complete piece of digital information. The term "digital word," as used here, refers to a binary number, which is a series of 1s and 0s. The number of bits in a digital word is the total number of digits. An example of a 12-bit digital word would be "0110 1000 1101."

MSB and LSB: Abbreviations for most significant bit and least significant bit. In a digital word, as in a decimal number, the first digit represents the largest change and is the MSB. The last digit represents the smallest change and is the LSB.

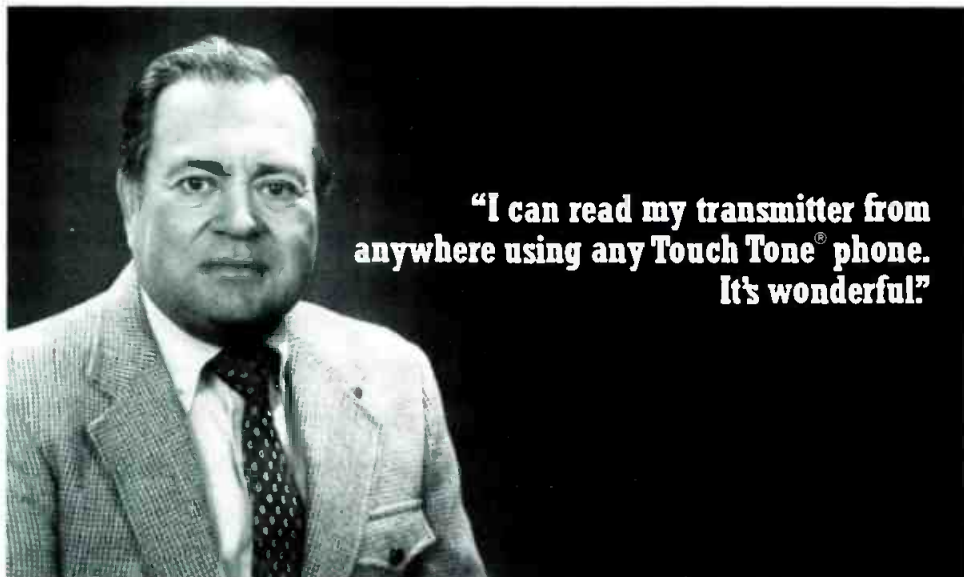
Bit 1, bit 2, etc.: In a 12-bit digital word, the bits are numbered from 1 to 12, where bit 1 is the MSB, and bit 12 is the LSB.

A/D and D/A: Abbreviations for analog-to-digital and digital-to-analog, respectively.

ADC and DAC: Abbreviations for analog-to-digital converter and digital-to-analog converter, respectively.

Track and hold: Also referred to as sample and hold. An integrated circuit whose function is to track an input analog signal for a predetermined duration of time, then hold (latch) the value and hold it for a subsequent operation.

Latch: An integrated circuit whose function is to latch (or store) a digital input (1 or 0) for a subsequent operation.



Ben Enochs - WDXL Lexington, Tennessee

"With Gentner's VRC-1000, I'm troubleshooting AM/FM, plus EBS, from my house, from the studio, from almost anywhere. Our transmitters get read at least a dozen times a night, it's the most control I've had keeping up the transmitter since 1954.

Now my transmitter can alert me to problems by phone, anywhere, any time. The preprogrammed synthesized voice gives me the parameters, I make the adjustments. All at the touch of a button.

And, I don't have to think like a microprocessor to work with the VRC-1000. Nothing could be simpler or more dependable.

**Gentner's VRC-1000
Will Put You
in Total Control.**

Stop baby-sitting your transmitter. For complete product information or specifications on the VRC-1000 Remote Control, I recommend you give Gentner a call today."

GENTNER
ELECTRONICS
CORPORATION

PO Box 32550, San Jose, CA 95152 • (408) 926-3864 • FAX (408) 926-6699

© 1988 - Gentner Electronics Corporation

Circle (228) on Reply Card

developed by switching on the big steps and binary amplifiers is shown in Figure 5.

Digital-to-analog conversion

The digital information generated by the A/D converter switches units of RF voltage on or off by switching RF amplifiers on and off. The RF power amplifier may be thought of as a D/A converter, where the digital input signal is converted to a high-power, amplitude-modulated (analog) RF signal.

The output combiner and power amplifiers (shown in Figure 6) produce equal RF voltage steps (not equal RF power steps) at the combiner output. The PA amplifier output power depends on the total number of stages that are switched on. Switching on twice as many RF amplifier stages will produce twice the voltage output and, therefore, four times the output power. The binary-weighted voltage contribution of the six binary amplifiers is obtained by the proper selection of supply voltage, number of output transformer primary turns or a combination of both.

A transmitter with a carrier power of 10kW produces a peak output power of 57.6kW at 140% positive modulation. In a full 12-bit binary sequence D/A converter, the RF amplifier corresponding to the most significant digit in the digital word must deliver an output of 28.8kW. The next most significant digit would correspond to 14.4kW. Because such large amplifiers are not only more difficult to build, but also difficult to switch on and off quickly, this transmitter design uses binary-weighted amplifiers only at the low-output levels (up to 1.34kW).

Figure 7 illustrates the power levels that would be required in both the 12-bit binary and pseudo-binary (42 unity + 6-bit binary) configurations. Note that in the latter configuration, the maximum power required from a single RF amplifier is 1.34kW, compared with the 28.8kW required in the 12-bit binary configuration.

Power amplifier

The transmitter uses Class D switching amplifiers, each with four power MOSFETs operating in a bridge configuration (see Figure 8). The RF drive to each power MOSFET is provided by separate secondary windings on T1 and T2.

Back-to-back zener diodes CR1, CR2, CR3 and CR4 provide protection for the MOSFET inputs from transients and excessive drive. Each power MOSFET in the bridge acts like a switch and is either on or off at any particular time. Transistors Q1 and Q4 are driven 180° out of phase with transistors Q2 and Q3.

The amplifier output is coupled to the output combiner by transformer T3. During half of the RF cycle, transistor Q1 and Q4 are driven into saturation (on), while Q2 and Q3 are in cutoff (off). During the

other half of the RF cycle, transistors Q2 and Q3 are driven into saturation, while Q1 and Q4 are in cutoff. This produces a square wave peak-to-peak voltage of twice the bridge voltage (dc supply voltage) across the output transformer winding.

When the control signal is in the logic zero state, the amplifier is turned off by the modulation control circuit, and the amplifier is incapable of delivering any power. The transformer's primary circuit, however, is essentially complete. The drive signal for the top two devices is still pres-

ent. Current is allowed to flow through the active transistor, the transformer winding, and the reverse diode of the other top transistor. This design prevents the combiner from becoming an open circuit when the amplifier is turned off.

The modulation control turns the RF amplifiers on and off, as directed by the modulation encoder. The RF amplifier's modulation section turns the amplifier off by removing RF drive to the bottom two transistors, Q2 and Q4.

When the input to the modulation sec-

Attention: TV Broadcasters!

Do you know how much
your antenna is
degrading your picture?



The TV Antenna without BS*

Visit our booth at NAB to get
a copy of our paper
"Degradation of TV Reception
by Broadcast Antennas"
and your free "BS" badge.

BOGNER

Broadcast Equipment Corp.

603 Cantiague Rock Road, Westbury, NY 11590

Tel: (516) 997-7800 • Fax: (516) 997-7721

* Beam Steering

Circle (229) on Reply Card

March 1988 *Broadcast Engineering* 317

The Brüel & Kjær Cardioid Microphone

THE TYPE 4011 CARDIOID PROFESSIONAL MICROPHONE JOINS THE SERIES 4000 RANGE OF PROFESSIONAL MICROPHONES — THE PRODUCT OF TEN YEARS OF RESEARCH AND DEVELOPMENT BY A TEAM OF DEDICATED SPECIALISTS. THE 4011 IS A PREPOLARIZED CONDENSER-MICROPHONE, WITH A FIRST-ORDER CARDIOID DIRECTIONAL CHARACTERISTIC WHICH COMBINES A FLAT ON-AXIS FREQUENCY RESPONSE WITH A UNIFORMLY SMOOTH OFF-AXIS PHASE AND FREQUENCY RESPONSE. THE TYPE 4011 CAN HANDLE 158dB SPL BEFORE CLIPPING. COUPLED WITH EXTREMELY LOW DISTORTION, THIS GIVES THE TYPE 4011 A SONIC PERFORMANCE UNEQUALLED BY ANY OTHER CARDIOID. THESE DESIGN FEATURES OPEN UP A WIDE RANGE OF APPLICATION POSSIBILITIES.

THE WORK BRÜEL & KJÆR'S ENGINEERS HAVE PUT INTO THE DESIGN OF THIS MICROPHONE ENSURES THAT IT WILL NOT BECOME READILY OBSOLETE DUE TO RAPID ADVANCES IN TECHNOLOGY. THE CRAFTSMANSHIP AND MATERIALS INVOLVED IN ITS CONSTRUCTION ARE WHAT MAKE THE DIFFERENCE BETWEEN A GOOD MICROPHONE AND A SUPERB MICROPHONE, AND ALLOW THE 4011 TO BE CALLED, JUSTIFIABLY, A WORK OF ART. ITS TECHNICAL SPECIFICATIONS PAINT AN IMPRESSIVE PICTURE, BUT THERE'S MORE TO IT THAN THAT. PUT THE 4011 TO USE AND YOU'LL FIND THAT, FOR ONCE, WHAT YOU READ TRANSLATES INTO WHAT YOU HEAR.

Brüel & Kjær 

WORLD HEADQUARTERS: DK-2850 Nærum · Denmark
Telephone: +45 280 05 00 · Telex: 37316 bru ka dk

Circle (213) on Reply Card

Australia (02) 450-2066 · Austria 02235/7550*0 · Belgium 02-242-97 45
Brazil 246 8149 · Canada (514) 695-8225 · Finland (90) 80 17 044
France (1) 64 57 20 10 · Federal Republic of Germany (04106) 4055
Great Britain (01) 954-2366 · Holland 03 402-39994 · Hong Kong 5-487486
Italy (02) 52 44 141 · Japan 03-435-4813 · Republic of Korea 02-793-6886
Norway 02-78 70 96 · Singapore 225 8533 · Spain (91) 268 10 00
Sweden (08) 711 27 30 · Switzerland (042) 65 11 61 · Taiwan (02) 713 9303
USA (617) 481-7000 · Local representatives and service organisations world-wide

Brüel & Kjær

PHASE 4011

Digital techniques, in themselves, may not be beneficial to the broadcaster, but in the case of digital modulation, two benefits seem apparent.

Figure 8. Power amplifier simplified schematic.

The second advantage offered by the digital modulation technique lies in audio

performance. Table 2 lists some typical performance specifications for a digital transmitter operating at 10kW.

1:7:2))))

See us at NAB booth No. 2577/257

The Breakthrough

- world newest standards converter
- BU 4.2.2. standard
- digital noise reduction
- Field movement interpolation

Latest 4 Field Technology
Made in Germany

Video International Development GmbH Ulmenweg 11 D-3013 Barsinghausen 1 Telefon (05105) 8 11 44 Telex 923397 gl Telefax (05105) 8 38

VOA program trains field engineers

By Brad Dick, technical editor

Obtaining the required experience to operate a 500kW medium-wave transmitter is not an easy task. The Voice of America (VOA) recognized this, but that didn't change the need for engineers to operate its transmitter sites. To solve the problem, the VOA developed a unique training program that teaches qualified engineers to operate its high-powered equipment.

The program

The VOA soon will be selecting candidates for its third technical training pro-



gram for field engineers. Upon completion of the program, graduates will be considered for career positions as officers in the U.S. Foreign Service. In this capacity, they will serve as technical supervisors at the agency's overseas transmitting facilities. Twelve to 16 engineers are expected to be selected for the program, which begins this spring. The program, however, is dependent on congressional appropriation.

The people selected for the training program will receive six months of formal classroom instruction in technical and administrative subjects at VOA's relay station

in Greenville, NC. This will be followed by approximately six months of on-the-job training at one of the Greenville transmitting facilities.

As opportunities become available, program graduates will be assigned to positions in VOA's worldwide network of relay stations, where they will supervise the work of Foreign Service National staff members, who operate the stations. Overseas assignments may be to such countries as Germany, Greece, Morocco, Thailand, Philippines, Sri Lanka, Liberia, Botswana or one of several locations in the Caribbean.

Curriculum

Classroom instruction at Greenville includes modules on topics such as transmitters, receivers, antennas, transmission lines, microwave links, satellite communications, digital systems, microprocessors, automation, transformers, grounding practices, power systems, and teaching methods and practices. Additional courses, in automatic test equipment, management methods and PCM audio systems, are being considered.

Because of the type of equipment typically used at VOA sites, the instruction emphasizes topics unique to high-power transmitters. The Greenville classroom location is particularly suitable for the training program because it is co-located with a facility that contains four modern 500kW transmitters, which were purchased as a part of a transmitter evaluation program. A nearby site contains VOA's extensive earth satellite communications equipment.

The training positions normally are filled at the civil service GS-9, -10 or -11 level, depending on the candidate's background and experience. Advanced appointments are possible for exceptional candidates.

If you are interested in learning more about this program, write the VOA personnel department, Room 1543, 330 Independence Ave. S.W., Washington, DC 20547, attention: Technical Training Program for Field Engineers.

MODULE NUMBER	TITLE	CLASSROOM HOURS
1	INTRODUCTION TO VOA (DELETED MARCH 1986-RESERVED FOR FUTURE USE)	3
2	THE VOA NETWORKS	24
3	PROPAGATION AND MONITORING	22
4	MODULATION	22
5	LABORATORIES	34
6	ANTENNAS	30
7	TRANSMITTERS	96
8	RECEIVERS	42
9	MICROWAVE LINKS	42
10	SATELLITES	24
11	AUTOMATION	144
12	TRANSFORMERS	24
13	GROUNDING	24
14	SYSTEM INTEGRATION	25
15	POWER GENERATION AND DISTRIBUTION SYSTEMS	40
	TOTAL CONTACT HOURS:	597

Table 1. The intensive training program is designed to fully prepare the applicants for high-power transmitter operation.



Announcing EP-3: The first CCD camera designed for field production

Tube cameras used to be the favorite for electronic field production. Now there's a new star in the field: the EP-3 from NEC.

This sharp new CCD camera offers 700-line horizontal resolution and 62dB S/N ratio.

So it goes head-to-head with tubes in picture quality. And when it comes to freezing fast action, the EP-3 gives you far greater clarity than tube cameras. Because it has a 7-speed electronic shutter, with a top speed of 1/1500 second.

Operation is worry-free. Forget about smear, burn-in and comet-tailing.



The EP-3 outperforms tube cameras under difficult lighting conditions.

Make your own scorecard. You'll see that the EP-3 is the first CCD camera that challenges tubes in field production and comes out the overall winner. To find out how our latest CCD camera can meet your EFP goals, call NEC today.

NEC America, Inc.
Broadcast Equipment Division.
1255 Michael Drive, Wood Dale, Illinois 60191.
Tel: 312-860-7600, Fax: 312-860-2978.
Twix: 910-222-5991.

NEC

Circle (232) on Reply Card
www.americanradiohistory.com

to receive, display, archive satellite delivered weather graphics.

Graphics: more than 1,200 images per day including color, 3-D satellite/radar imaging and RadarPlus.

Accu-Data: advanced weather database; all forecasts, data plus AMPS Advanced Map Plotting System; color displays now include DIFAX. **Satellite Delivery:** all weather data circuits including DIFAX via satellite.

WeatherShow/WeatherBreak: combines voice-over of Accu-Weather broadcast meteorologist with Accu-Graphics for complete 15-60s self-contained forecasting information service.

Circle (504)

Advanced Designs (4277)

Weather graphics: IBM PC/AT-based weather data, graphics system; allows graphics generation, satellite data acquisition.

Doprad II enhancements: LPATS, LLP lightning displays, simultaneous with standard weather radar.

Circle (512)

Alden Electronics (4566)

C2000R/S: weather radar graphics, satellite imagery.

C2000RC: weather radar composites, displays echoes from 10 radar units.

C2000M: weather radar designed for radio station operations.

Circle (520)

Ampex AVSD (3302)

Graphics studio: 4:2:2 component digital system interfaces ADO digital effects, AVA-3 video art and ESS-3 graphic composition/storage system into integrated studio; conforms to CCIR-601.

Circle (536)

AMX (H5910)

ASE-500: special effects generator.

Circle (540)

Aston Electronics (H5725)

Spectra: creates backgrounds with 2-level keying; color gradations; initiate from any direction; push image off screen; internal storage of 100 backgrounds plus disk memory.

Caption: title generator; anti-aliased, two independent text display planes, multimillion background colors; integral LogoMaster imports camera art for typeface masters with variable sizing; 20Mbyte hard disk memory.

Circle (558)

AT&T (3080)

TOPAS 2.2: 3-D object processing, animation software; for Truevision TARGA and VISTA videographics boards; includes modeler and animator modules.

Circle (559)

AVS/Avesco (2869)

Artmaster: graphic system; rotoscoping, color framegrab; RGB, PAL, CCIR-601; stencil, definable brushes, two work screens, two utility screens; texture fill, vector fonts, printer output. **Artstyle:** graphics computer uses standard software; drawing pad, pen, keyboard, menu monitor, genlock sync, encoder, graphics board, extended memory, 20MByte disk, 1.2MByte floppy.

Circle (575)

BASYS (3884)

CUEWORD: prompter system; variable fonts,

fully integrated to BASYS running order.

Circle (581)

Broadcast Video Systems (2226)

CI-200: clock, message generator, inserter.

Circle (610)

BTS Broadcast TV Systems (2920)

Vidivote graphics: includes pictures of major candidates, party logos, special format pages for candidate names (with pictures), vote totals, percentages, number of reporting precincts. **VidiVote enhancement:** on-board memory for 900 races; 24 vote ports for external computer interfaces; race sequencing; data extraction by various user-defined characteristics.

VidiLink: for IBM PC/compatible links VidiVote to AP Election Data Service with auto data entry of national, state, regional, local returns.

Vidifont Vidityt II enhancements: graduated backgrounds as third plane; third channel RS-232 interface; seven timed row speeds with time posting.

Pixelerator: high-speed image rendering engine for FGS graphic systems.

GraphicStore upgrade: 4-frame buffer for paint/still store system; anti-aliased airbrush; picture create, capture, montage with 4,096-palette; total color capability of 16.7 million colors.

Font/Logo Compose: full screen capture, auto tiling onto characters for full screen display, animation; integral resizing, scaling, slanting, italicizing without touchup or manual intervention; compatibility to 1,500-face Bitstreams library.

Circle (615)

CEL Electronics (1433)

P164 range: TBC/synchronizer with digital effects; meets 8-bit EBU, CCIR-601 4:2:2 standard.

Circle (631)

Chyron (3556)

Chyron 4100 EXB/4200 enhancements: interface to Angis, TUI, DCM, Telesource, NewStar and BASYS newsroom and election reporting systems; upgrade interface for series 4000 systems also available.

HDTV Logo Compose: tablet for HDTV Scribe; original art digitized in system's high definition resolution.

HDTV Scribe: demonstrations of high definition character/graphics generator.

Advanced Font Utilities: Scribe enhancement; adds glows, beveling, chiseling, embossing, 3-D texture mapping, neon effects; business graphics; camera capture; auxiliary entry package for off-line/election reporting interfaces; IOMEGA mass storage.

Off-Line Entry: Scribe enhancement; external interface allows entry of text into preformatted template pages from standard ASCII terminal. **Auxiliary entry package:** Scribe enhancement; off-line entry via PCs and other VT220 compatible terminals; perform on-line graphics composition while Scribe renders fonts, graphics off-line; off-line, computer interface operate simultaneously.

Circle (641)

Circuit Studios (3135)

Velocity 3D: Version 2.0 motion control, video animation system; real-time manipulation of solid, shaded 3-D shapes; Megatek 911S graphics engine base; 8,000 line resolution.

Circle (1180)

ColorGraphics Systems (3344)

LiveLine 5 upgrade: animation, paint, other new capabilities for on-air weather presentation.

ArtStar 4:2:2: graphic paint/animation equipment; Ethernet link to other equipment; NTSC or PAL encoded output.

Weather Central services: receive-only sequence and display system.

Circle (719)

Computer Prompting (2167)

CPC-1250 teleprompter: includes simultaneous scroll/edit feature.

CPC-2500/-3000: IBM PC prompters; simultaneous scroll/edit, closed captioning features; -3000 for newsroom systems.

CPC-500: closed captioning system.

CPC-1500/-1750: teleprompters for electronic newsroom use; -1750 includes simultaneous scroll/edit.

Circle (664)

Cubicomp (4310)

Enhancements to PictureMaker 60R including new modeling and animation capabilities.

Circle (685)

Digital F/X (5227)

DF/X-200: integrated 3-D digital effects, paint, tiling generator and still store library for post production applications.

Off-Line workstation: wireframe modeling of motion sequences.

Circle (705)

Digital Services/DSC (3556)

Eclipse enhancement: optical effects including twist, curves, page turns, page scroll.

Circle (707)

Dubner Computer Systems (2928)

20-KEL: election computer assemblies, analyzes voting data, compiles running totals for each race; after election becomes normal full-featured character generator.

GF-30 Graphics Factory: digital component video directly interfaces to CCIR-601 standards with outputs in NTSC, PAL, RGB; based on dual-channel, dual-operator, anti-aliased character generator.

Circle (714)

Dynatech NewStar (3344)

Closed captioning: PC/AT-based option for NewStar systems.

Circle (721)

FOR-A (3169)

VTG-12H timer: for HDTV system; displays month, day, year, hours, minutes, seconds.

VTW-240/VTW-800: title generators; anti-aliasing features.

TG-170 titler: character display generator interfaces through RS-232C for remote control.

MF-2070: Multiflex digital image processor; optional dual channel controller; full 2-D effects, many additional features.

Circle (767)

Genigraphics (1239)

PowerPoint graphics: transparency, color prints, presentation graphic formats through alliance between Genigraphics, Microsoft.

High resolution imaging: Masterpiece film recorder, SCODL graphics description language, SCODL interface to IBM PC-AT, DEC VAX, PDP-11 computers.

Circle (1203)

James Grunder & Associates (1433)

P164 range: CEL TBC/synchronizer with digital effects; meets 8-bit EBU, CCIR-601 4:2:2 standard.

Circle (793)

To get a bigger slice of your video patching business, we borrowed an idea from the experts.



Quick delivery.

Whether it's a pepperoni pizza or a patchbay, nobody likes waiting for deliveries. And when you order video products from ADC Telecommunications, you don't have to. Because unlike other manufacturers, we sell through a nationwide network of



video distributors. So instead of waiting weeks for delivery from a factory a thousand miles away, you simply call the ADC distributor in your area.

We offer toppings the others can't match, too. Such as QCP punchdown terminations on all our ProPatch and Ultra Patch bays, for fast installation.

But you don't have to order an extra-large with everything to get fast delivery. We'll give you the same service even if you just need a few patch-cords. Because we know if we offer a broad range of quality products at fair prices, and deliver them faster than the competition, we'll get a bigger slice of your business.

We call it the "Domino Theory."

For the name of your local ADC stocking distributor, call **612-893-3126** east of the Mississippi, or call **612-893-3119** west of the Mississippi.



Telecommunications

"Where Quality Runs Full Circuit."

Circle (233) on Reply Card

4900 West 78th Street, Minneapolis, MN 55435

www.americanradiohistory.com

Knox Video (2551)
Model K20: high resolution, full-color character generator with keyboard.
Circle (848)

Laird Telemedia (3962)
**1540:* electronic paint system.
Circle (849)

Listec Video (4314)
A-5000: computer prompting display.
A-2015: on-camera prompter monitor.
Circle (866)

3M/Broadcast-Related (2305)
Specter: 3-D animation system.
Panther: graphics generator.
Silver: video work station.
Circle (907)

PESA Electronica (3280)
CG-4711: video production titler system.
Circle (963)

Pinnacle Systems (H6027)
Enhancements: for Series 2000, 3000 video workstations.
SV-1000: super V-1000 desktop video workstation.
Circle (968)

Q-TV (4117)
NP-1 NewsPrompTer I: newsroom script entry prompter.
ScriptNet: expandable network of script preparation terminals.
On-Camera II: lightweight, on-camera display prompter unit.
Circle (977)

Quanta (3344)
QUANTAPAIN 32: flash-grab digitizer, full-color stand-alone paint system; T134010 32-bit graphics processor runs at 49MHz; 4MByte RAM; floppy drive, graphics tablet, keyboard, status monitor; many hardware options.
Delta I, Orion: character generators; anti-aliased, free-form, virtual real-time operations; multiple on-line fonts; high-speed rendering, compositing, DSK, dual frame buffers; texture mapping, 9ns resolution.
QUANTAPAIN QVP-100/200: paint systems for XT compatible PC; graphics chassis connects with interface board; 640x486-pixel resolution NTSC; 16.7 million colors; RGB capture, five fonts; Pixel-Keying, DSK, optional business graphics, animation.
ARTISTA: full-color graphics, paint, anti-aliased fonts, 3-D modeling, animation; disk, streaming tape archive/backup; 24-bit/pixel plus 8-bit transparency, stencil; dual frame buffer; for RGB, PAL, NTSC; 16.7MHz 68020/68881 CPU.
Circle (722)

Quantel (3638)
Graphic Paintbox: digital paint, design and composition system with print resolution.
Production centre: complete digital editing suite with digital audio.
Circle (979)

Rank Cintel (2334)
Interface: links Gallery still library to BASYS newsroom automation system.
Circle (986)

Symbolics (H6003)
S-Record: software for paint, animation system for direct control of video recorder; works with Lyon Lamb Mini-Vas to control VTR, disc and other recording systems.

HDTV graphics: 2-D, 3-D animation, paint capabilities in HDTV format; accepts NTSC resolution images as part of HDTV image.
Circle (1066)

VG Electronics (503)
**1066:* teletext editing system.
TDG-4: teletext generator system.
Circle (1137)

WSI (4171)
ASTROdata system: satellite-delivered weather data; includes three National Weather Service circuits; audible weather warnings, automatic printing functions; ASTROgraphics and ASTROfax.
SOFTfax option for ASTROfax.
PREview option for ASTROgraphics.
Circle (1169)

Zenith Electronics (H5630)
TE-521: EEG Electronics line-21 caption to World Systems teletext transcoder.
MET-2000: Metaphor Developments line-21 caption to World System teletext transcoder.
Circle (1172)

V6: Switchers

- Master control
- Production

Ampex AVSD (3302)
AVC Vista: 18-input production switcher; graphic-oriented display; two linear keyers, full-length independent key switching buses; DSK, optional Spectrakey; ADO interface.
Circle (536)



BROADCAST
engineering
CONFERENCE

Don't miss it:

The third annual SBE National Convention and Broadcast Engineering Conference

Plan now to attend the working engineer's convention. View the latest in broadcast equipment from leading manufacturers. Attend technical sessions designed to provide practical answers for the problems faced by broadcast engineers. The 1988 convention will provide more exclusive exhibit hours and

an outstanding line-up of the industry's best technical experts.

The SBE National Convention and Broadcast Engineering Conference—the must-attend event for this fall.

Denver Convention Complex
Denver September 22-25

TAPE MACHINE TESTING AND LOTS MORE!

Broadcast Video Systems (2226)
BB-500C: passive 5x1 component/RGB-sync switcher.
Circle (610)

Central Dynamics (4383)
Model 694: video production switcher.
STRATA-10: video production switcher.
Circle (632)

Crosspoint Latch (2374)
6129AHK: fully computerized post-production switcher; two independent M/Es, AutoDrive, 5-level keying, programmable fader handles, five GPI auto ramps.
8200C: two Y-C or composite TBCs with a switcher in one package; full switcher effects, digital effects, 2-level keying.
Circle (682)

ECHOlabs (1866)
DV-5: programmable switcher, Archetec II with improved specs, construction and functions.
Circle (725)

FOR-A (3169)
CVM-600/CVM-1000: 12, 16 inputs component video switchers; complete transcoding interfaces; -1000 has two M/E units.
PVM-600 enhancements: 12-input production mixer; full-feature switcher with DSK, edge generator.
Circle (767)

Grass Valley Group (2928)
KADENZA: digital video production switcher, integrates with KALEIDOSCOPE effects system for transparent signal processing.
MASTER-21: master control switcher; control panel, dedicated matrix, expansion interface for routing switcher; 16 video/16+4 stereo audio inputs; 4-input accumulative keyer; graphic Transition Status Display.
Circle (788)

Intergroup Technologies (2359)
Model 9608S: serial-control audio-follow unit for 9600 switchers.
Model 9629: extended wipe-pattern generator for 9600 switchers.
Series 8600: master control switcher.
REFEX II: software enhancement for series 9600 production switchers.
Circle (821)

Omicron Video (1870)
#507-15: master control switcher; 15 inputs.
Circle (943)

Quality Video Supply (4387)
QVS-VAM200D: digital video/audio mixer.
Circle (978)

Ross Video (3377)
RVS 416: 16-input production switcher; two MLE effects amps, rotary/matrix wipe option; simultaneous use of 4 keys, 3 backgrounds.
Circle (1004)

Thomson Video Equipment (3333)
TTV-5650/5655: digital component video production switchers.
TTV 5645: analog component video switcher.
Circle (1101)

Videotek (3074)
Prodigy: multilevel effects switcher with audio for production, post production.
Circle (1147)

Tape machine testing is just part of Audio Precision System One's repertoire. For tape, System One does:

- response on stereo machines—or multi-tracks to 192 tracks
- distortion across the entire spectrum
- wow and flutter, rotational and scrape
- MOL
- SOL
- separation (worst-case crosstalk on multi-tracks)
- azimuth adjustments
- phase vs frequency
- gap scatter on multi-tracks
- spectral analysis of noise

ANALOG TAPE: System One tests VTRs, ATRs, reel-to-reel, cart. cassette formats—two or three head—using tapes you make or standard reference tapes, even with voice between tones.

DIGITAL TAPE: System One's -100 dB (0.001%) distortion levels make it the selection of the leading manufacturers of digital recording systems. Try measuring the -85 to -90 dB distortion 16-bit PCM systems with a test set with -75 dB residuals!

AND LOTS MORE: Audio Precision's System One tests all audio equipment in your inventory—compact disc players, consoles, power amps, distribution amplifiers, switchers, transmitters. Even acoustical tests on loudspeakers and microphones.

Features such as:

- three forms of imd including transient
- complete, automatic custom test procedures created without knowledge of programming languages
- fast on-screen graphic or tabular results
- low-cost graphic hard copy via dot matrix printers

make System One the most powerful choice in audio testing.

Call or write Audio Precision today for complete technical data and prices on System One.

Audio precision

P.O. Box 2209, Beaverton, OR 97075
503/627-0832 1-800/231-7350



Circle (234) on Reply Card

V7: Processing

- Compositors, keyers
- Signal correctors
- Standard, format converters
- Sync generators, VBI IDs
- TBC/synchronizers

AEG Bayly (719)
Video processor: computer-controlled automatic scene transition recognition system; color correction and other post production functions.
Circle (514)

ALTA Group (H5921)
Centaurus: dual TBC/switcher with still store and Y/C inputs and outputs.
Dub converter: Y/C to Y-688, Y-629; bidirectional operation.

Pyxis-E: dual TBC/switcher with dual-channel freeze.
Circle (529)

Ampex AVSD (3302)
TBC-7: extended performance TBC; many features of Zeus processor, variable speed playback, time modification without picture bounce, digital velocity compensation, eliminates picture shift of non-color-framed edits.
Circle (536)

AMX (H5910)
IVT-9: S-VHS TBC.
APA-500: video processing amp.
Circle (540)

Broadcast Video Systems (2226)
**204:* Cox NTSC encoder.

MASTERKEY: composite down-stream keyer.
Circle (610)

BTS Broadcast TV Systems (2920)
XD SMAC CD: S-MAC encoder converts 4:2:2 digital signals into studio MAC format.
HDTV noise reducer: full HDTV component, composite capability.
XD-PO NR 616: VTR noise reducer system.
HCN-5C decoder: comb-filter design; composite to RGB conversion.
XD-N5DC 7184A: NTSC decoder.
XD-ST NR 631: 4:2:2 digital noise reduction system.
XD-DC/XD-CD 7184A: decoder for digital 601/4:2:2 to analog component; encoder for analog component to 601/4:2:2.
Circle (615)

Digital Processing Systems (4342)
DPS-290: S-VHS TBC; low cost.
Circle (706)

Faroudja Laboratories (4535)
CTE-DP: detail processor/enhancer module for encoder.
CTC transcoders: bidirectional component-RGB; -N for NTSC, -P for PAL.
CDP component detail processors: -N for NTSC, -P for PAL.
Circle (754)

FOR-A. (3169)
CT-600: component transcoder; Y/C composite, component formats, Y/C358 S-VHS.
FA-74C enhancement: independent A/B channels on parallel effects/TBC, C channel effects output.
FA-300: digital TBC with Y/C358 S-VHS input/output interfaces and Y/R-Y/B-Y component outputs.
CCS-4350: color corrector system, includes genlock, black stretch.
Circle (767)

Grass Valley Group (2928)
DAC-110: digital-analog translator, integral CBG; SMPTE or EBU standards; auto select 525 or 625 line/field rates.
CV-95N sync generator: color black reference, all standard pulses, GVG encoded SC; fits CV-20 module.
**7510 (receive):* process amplifier; cleans incoming feeds; relay bypass, AGC, chroma level, phase, video gain, other proc amp adjustments.
ADC-120: translates CAV to component digital RP-1125 or EBU 3246-E signal.
Circle (738)

James Grunder & Associates (1433)
CVS950: YEM real-time scan converter; develops NTSC, PAL from computer high resolution RGB outputs; 1280x1024 64kHz scan converted without data omissions or modifications.
CVS900: YEM real-time scan converter; 38kHz analog input, resolution 704x704 8-bit system, 16,777,216 colors.
CVS801: YEM real-time scan conversion rates to 38kHz; 704x704 resolution and flicker elimination.
ENC 3000: YEM genlock color encoder; four encoded outputs; integral color bar generator for RS-170A, EBU specifications.
Circle (793)


Harris Video Systems (503)
**634:* digital noise reduction, independent chroma, luma noise control to improve picture quality.
Circle (797)



NEW

AMPFET ND-10

NEW 10KW SOLID STATE AM TRANSMITTER



- PROVEN SOLID STATE DESIGN
- 75% OVERALL EFFICIENCY
- 8 INDEPENDENT POWER BLOCKS
- BUILT-IN STANDBY EXCITER
- ON-AIR SERVICEABILITY
- NEW INDUSTRY STANDARD FOR SUPERIOR PERFORMANCE
- 125% POSITIVE PEAK CAPABILITY TO 11 KW
- ESSENTIALLY NO SQUARE WAVE TILT
- THE "PERFECT" TRANSMITTER FOR AM STEREO

LIVE DISPLAY
 NAB 1988 BOOTH 765
 AMPFET ND-10 with AM stereo

NAUTEL
 (Nautical Electronic Laboratories Limited)
 R.R. #1, Tantallon, Halifax County,
 Nova Scotia, Canada B0J 3J0

Phone (902) 823-2233
 Telex: 019-22552

Nautek Maine Inc.
 201 Target Industrial Circle
 Bangor, Maine 04401 U.S.A.

Phone (207) 947-9200
 Telex: 944466



Circle (235) on Reply Card

Visit us at NAB Booths 152-154.

We have many competitors. But no competition.



© 1987 Sennheiser Electronic Corporation (NY)

Sennheiser Electronic Corporation, 6 Vista Drive, P.O. Box 987, Old Lyme, CT. 06371 (203) 434-9190 Manufacturing Plant: D-3002 Wedemark, West Germany
PROFESSIONAL MICROPHONES • HEADPHONES • WIRELESS MICROPHONES • INFRA-RED SYSTEMS

Circle (236) on Reply Card

HEDCO (1820)
HSG-100: NTSC source sync pulse generator.
Circle (799)

Hitachi Denshi (3324)
SE-110: super encoder for use with any RGB camera, improves resolution in saturated and dark portions of image.
Circle (802)

Hotronic (2571)
AF71: TBC, frame synchronizer; field, frame freeze feature.
AE61 TBC: Y/C inputs and outputs.
AF72 frame synchronizer: 16-bit, automatic matching of digital stereo/mono audio delay; cleans noisy satellite feeds; 2-frame/4-field freeze.
Circle (806)

Ikegami (2320)
ENC-700/DNC-750: digital codec; 20MHz bandwidth for 450 TVL vertical, 750 TVL horizontal resolution of 1,050-line signals.
DSC-1050: digital scan converter; 450 TVL vertical, 525 TVL horizontal resolution; converts 525 to 1,050 line structure from 4.25MHz to 30MHz bandwidth.
Circle (812)

J-LAB (1019)
CVCC: component video color corrector.
Circle (830)

Lenco (3956)
STARFLEX 4500: TBC, frame synchronizer; three fit in one STARFLEX system frame.
PGE-843: RS-170A sync-locking generator, NTSC encoder in single unit.
Circle (861)

Marconi Communications Systems (2869)
B4002: NTSC comb-filter decoder.
Circle (879)

Microtime (2638)
Microtime TBC: for S-VHS, other extended bandwidth formats; full-frame memory, field/frame freeze; integral sync generator, proc amp presets; NTSC or PAL.
Digital effects: in NTSC, PAL-M, PAL-B versions; composite, component input and output capabilities.
S-134 synchronizer: NTSC or PAL 4-field; eliminates picture shift of 2-field memory; optional video scrambling function.
S-234 TBC/synchronizer: S-134 with integrated TBC; time-share applications with auto select mode; NTSC only.
Microtime Graphics: paint, 3-D modeling, animation; RGB frame grab; RS-422 VTR controller.
Circle (899)

Midwest Communications (4342, PL)
DPS-200: S-VHS TBC by Digital Processing Systems.
Circle (901)

Nova Systems (4277)
NOVASync: synchronizer; full bandwidth, A/B inputs.
NOVA 620S: full-frame S-VHS TBC/framestore; S-VHS, composite processing in heterodyne and VTR-SC operating modes.
NOVA 700S: S-VHS TBC; integral S-VHS, heterodyne processing.
Circle (935)

Philips T&M/Pro TV (3177)
PM 5638: component color coder unit.
Circle (965)

Quality Video Supply (4387)
TEL-ENC2: RGB-to-composite video converter.
Circle (978)

Sierra Video Systems (H5315)
CVCC: component video color corrector system.
Circle (1328)

Technov Industries (2484)
CSG-300: RS-170A color sync generator; oven-controlled crystal, gen-lock, split-field color bars, tore, blackburst, rack-mount.
Circle (1080)

Toko America (N.A.)
MP-3000: moving image processor terminal; HD video frame memory for computer simulation of moving image sequences; NTSC, PAL, YIQ, 525/625 inputs; MP-5000 for 1125-line RGB, Y/Pb/Pr systems.
Circle (1177)

Ultimate (2083)
U-300: video-composer with digital memory; P analyzes, controls matte parameters for optimum composite image.
Circle (1120)

Video Accessory (2617)
Sync generator: RS-170A, genlock, low cost.
Circle (1138)

Video Associates Labs (2704)
Mark 1G: PAL/NTSC single-slot EGA text, graphics overlay card for PC/AT, compatibles.
Circle (1139)

Video International Development (2577)
DTC-4500: 4-field standards converter.
Circle (1144)



**EXTRAORDINARILY
SUPERIOR
PRODUCTS, INC.**

MANUFACTURERS REPRESENTATIVE

Video Related Product Lines
25 Years in Video Sales
Military — Network — Industrial

Call Today **818-883-2138**



Lyle Bailey

7210 Jordan Ave., Suite B-45, Canoga Park, CA 91303

Circle (117) on Reply Card

**PRECISION MAGNETIC
TEST TAPES**



Standard Tape Laboratory, Inc.
26120 Eden Landing Road #5, Hayward, CA 94545
(415) 786-3546

Circle (121) on Reply Card




Circle (120) on Reply Card

**Want To Talk
Broadcasting?**

GO **SBENET**
ON COMPUSERVE

John Hoffman
Net Administrator
76703, 1036

**Now for half the money you
can expect the very best!**



**Introducing the MAGNUM 16 NTSC
test signal generator**

- 16 high purity test signals adequate for laboratory use.
- 10 bit accuracy for .1 resolution.
- Dedicated black burst output. TCXO.
- Character generator. Speech synthesizer.
- Battery or AC operation.
- Very reasonable price.

For more information call Multidyne now at:
(800) 535-3050 or (518) 826-1495



Multidyne Electronics Inc.
P.O. Box 528
Locust Valley, NY 11560

Circle (118) on Reply Card

Here is the World's Only Universal TV Signal Analyzer With:

- **High Speed** — Over 40 parameters measured in only 3 sec. — nothing else comes close.
- **High Precision** — Accurate and repeatable measurements to 0.01 resolution.
- **Multi Waveforms** — VITS waveforms including NTC-7, FCC, CCIR and EBU, and full line waveforms for all applications.
- **Remote And Local Signal Subtraction** — Automatic link or subsystems analysis by video or RS232-C port.

PLUS...

MARCONI INSTRUMENTS

Measure..LATEST..PARAMETER VALUES..INPUT 01.. 17/FEB/88 06:34:00
Instrument: 000

INPUT 01 operation..RUNNING status.. at..17/FEB/88 06:34:00

Bar Amp	0.18 %	C/L Internod	0.26 %	Burst Amp	0.01 %
Bar Tilt	-0.07 %	Chron Lin	-1.57 %	Ave Pic Lev	49.25 %
Bar Baseline	0.30 %	Chron Phase	0.23 deg		
Pulse/Bar	1.51 %	Un-Wtd S/N	71.26 dB		
Pulse K	0.32 %	Weighted S/N	74.79 dB		
Lun Rins	0.67 %	Chron S/N	72.23 dB		
C/L Gain	1.03 %	LF Error	%		
C/L Delay	ns	Sync Amp	0.12 %		
Lun Non Lin	0.32 %	Chron Ref	0.68 %		
Diff Gain	-0.34 %	Multiburst	-0.89 %		
Diff Phase	-0.15 deg				

Lines	Position	Line	Waveform	Ave	Sync	Filter	Mod	Sc
625	ITS LINES	17	CCIR 5MHz	10s	VIDEO	OUT	-ve	Non

TIMING	PARAMS	NON-LIN	MULTI-BURSTS	COLOUR			
		STEPS		BARS			



PLUS...

- **10 Video Inputs As Standard** — Expandable to 64 by external switcher for comprehensive testing.
- **Automatic Limits Comparison** — 3 sets of unique limit pairs (upper and lower) for each of over 40 parameters on all 10 inputs.
- **3 Interfaces** — A GPIB and two serial RS232-C ports for total remote control capability.
- **Constant Memory Update** — Allows analysis of up to 64 video channels without interruption of automatic monitoring sequence.
- **Unique Automatic Search and Recognition Mode** — Enables any incoming VITS signal on any channel to be automatically identified and measured.
- **Wide Signal/Noise Ratio** — Measurements to 78 dB for the best in video system measurements.
- **Multi-Standard** — Measures NTSC 525 line systems, PAL and SECAM 625 line systems automatically.
- **Measures Timing Parameters** — 13 timing parameters are measured by this unique instrument.

Marconi

Instruments

3 Pearl Court, Allendale, New Jersey 07401
(201) 934-9050 • (800) 233-2955
FAX: (201) 934-9229 • TWX: 710-991-9752

SEE IT AT NAB BOOTH 2518

Universal television signal analyzer 2924



Videotek (3074)
VDP-8000: digital frame store, synchronizer.
VSG-201: color sync generator with SMPTE color bars, audio tone.
 Circle (1147)

Vortex Communications (753)
Sync generator: high stability SPG; multiple blackburst, test patterns, component or encoded video.
VTR clock: anti-aliased video ID generator.
 Circle (1151)

Yamashita Engineering/YEM (5913)
CVS950: real-time scan converter; develops NTSC, PAL signals from computer high resolution RGB outputs; 1280x1024 64kHz scan converted without data omissions or modifications.
CVS900: real-time scan converter for 38kHz analog input, resolution 704x704 8-bit system with 16,777,216 colors.
CVS801: real-time scan conversion rates to 38kHz with 704x704 resolution and flicker elimination.
ENC 3000: genlock color encoder; four encoded outputs; integral color bar generator for RS-170A or EBU specifications.
 Circle (1711)

V8: Displays

- Video monitors
- Projection systems

Barco Industries (2985)
CVM series: 14"/20" broadcast monitors; μ P-control, high-stability color temperature, raster size; high-brightness, flat square CRT with 15% increased active screen; remote control of all

control, display parameters; option slot.
CVS series: 14"/20" professional/broadcast monitors; digitally controlled calibration; programmable analog component input module; CCIR-601 digital component inputs; probe for auto alignment; multiple monitor remote controller for 48 units.
 Circle (579)

FOR-A (3169)
MV-40C: color multiviewer; 4x compression allows four complete images on screen simultaneously.
 Circle (767)

Hitachi Denshi (3324)
CM-150/210: high performance color monitor; added functions for broadcast with RGB, Y/C separate inputs and S terminal.
HDTV projectors: large screen systems; 54", 58", 110" models.
 Circle (802)

Ikegami (2320)
TPP-50HLB: 50" rear-screen video projector.
Large screen projectors: TPP-700 TV projector; TPP-1000 Super projector; teleconferencing, seminars, other applications.
 Circle (812)

Leitch Video (2169)
DAM 6001: digital-to-analog monochrome monitor module; CCIR-601 input; one mono, luminance output.
 Circle (859)

Nytone Electronics (2442)
VSS-1: sequential color slide scanner; tray, test slides, mounting rails, extender card.
VSS-2: random access color slide scanner, μ P slide control, digital remote control box RA-2,

tray, test slides, mounting hardware, extender card.
Pan/Zoom: programmable feature available for VSS-1, VSS-2.
 Circle (938)

Panasonic Industrial (2938)
PT-101Y: S-VHS compatible video data projector; 650 peak lumens, 650 TVL resolution with video, 1,000-line resolution RGB; floor or ceiling versions.
WJ-450 Digital Quad system: display four complete images on one monitor; for editing suite or other multiple signal monitoring requirements.
 Circle (922)

Sharp Electronics (4316)
QA-50: LCD computer projection panel; compatible to IBM PC/XT/AT/PS-2.
GZ-P21: color video printer; accepts composite, RGB, S-VHS inputs.
 Circle (1024)

Sony Broadcast (2902)
BVM-1910: 19" video monitor; super high resolution CRT, automatic setup.
 Circle (1037)

Sony Professional Video (2902)
VPH-1031Q: multiscan projector; dual hybrid lens/CRT, bright image, compact size.
PVM-1390: 13" monitor; 450 TVL resolution, S-video connector; analog, digital RGB inputs.
 Circle (1040)

Videotek (3074)
AVM-19S: full-featured 19" professional color monitor with audio.
 Circle (1147)

1:7:~)))

Will Your Station Be Next?

One violent strike and you're fried—downtime and lost revenue. Only our unique surge protection truly handles the big hits without exposing your equipment. Competitive systems can't. Before you get hit... call us.



12516 Lakeland Road, Santa Fe Springs, CA 90670 • TWX 910-586-1381 (in CA) (213) 944-0916 • (outside CA) (800) 654-8087

Circle (239) on Reply Card

Howe Technologies Phase Chaser 2300

By Dennis Ciapura

The Howe Audio Series 2300 Phase Chaser is one of the most interesting audio-processing devices to reach the broadcast audio marketplace recently. At first glance, it appears to be just another sonic "Band-Aid" for sloppy production. And, in this age of CD music sources, you might wonder if it isn't also a solution looking for a problem. However, a glance at Figure 1 reveals uncommon sophistication for a device of this type, with some unusual capabilities. The manufacturer's description of how it operates confirms this impression, and it doesn't take long to grow fond of the unit in actual field applications.

Problem source

The Phase Chaser is really a smart processor that senses the channel-to-channel delay in a stereo program source, then compensates for the shift without impairing stereo performance. That's a pretty tall order. After all, how can a device tell the difference between intentional delays, which are part and parcel of contemporary production effects, and the phase shift due to tape-head misalignment? The

Ciapura is vice president of technical operations for the Noble Broadcast Group, San Diego.



Performance at a glance

- Frequency response: $\pm 1\text{dB}$ 20Hz-20kHz
- THD: 0.02% maximum, up to +20dBm
- IMD: 0.02% maximum, up to +20dBm
- Overall S/N: better than -80dB
- Channel separation: better than 70dB, 20Hz-20kHz
- Phase-correction accuracy: $\pm 2\mu\text{s}$, 2kHz-20kHz
- Maximum instantaneous phase correction: $2\mu\text{s}$
- Maximum long-term phase correction: $\pm 150\mu\text{s}$

experience in syndicated radio confirmed, during a discussion on this topic, that maintaining correct phase is still a major problem around the country.

As MTS proliferates, TV broadcasters also must cope with audio phase errors. And, like it or not, the video signal is still top priority, with the audio signal receiving relatively little attention. It would be great to have a transparent box that would just sit there and do nothing most of the time, but would automatically correct any phasing errors that came down the pike without altering the overall response, distortion or stereo effect. The 2300 comes amazingly close to achieving this ideal.

Internal operation

The heart of the Phase Chaser is a proprietary phase-correction circuit called the cross-correlator. Perhaps the easiest way to describe how the cross-correlator works is to use an analogy that likens the circuit to an op-amp working in the time domain seeking phase equilibrium.

To avoid disrupting normal stereo effects, the circuit quickly adjusts the relative timing of the left and right stereo channels to the vicinity of statistically normal phase. The circuit then reverts to a

2300 actually achieves this differentiation in most cases and corrects complete channel inversions and single-channel dropouts, all automatically.

Although audio phase-shift problems no longer plague broadcasters who are able to control their own program production and who enjoy comprehensive hardware maintenance, hundreds of stations use syndicated material, and others must depend on periodic maintenance by contract engineers. An associate who has extensive

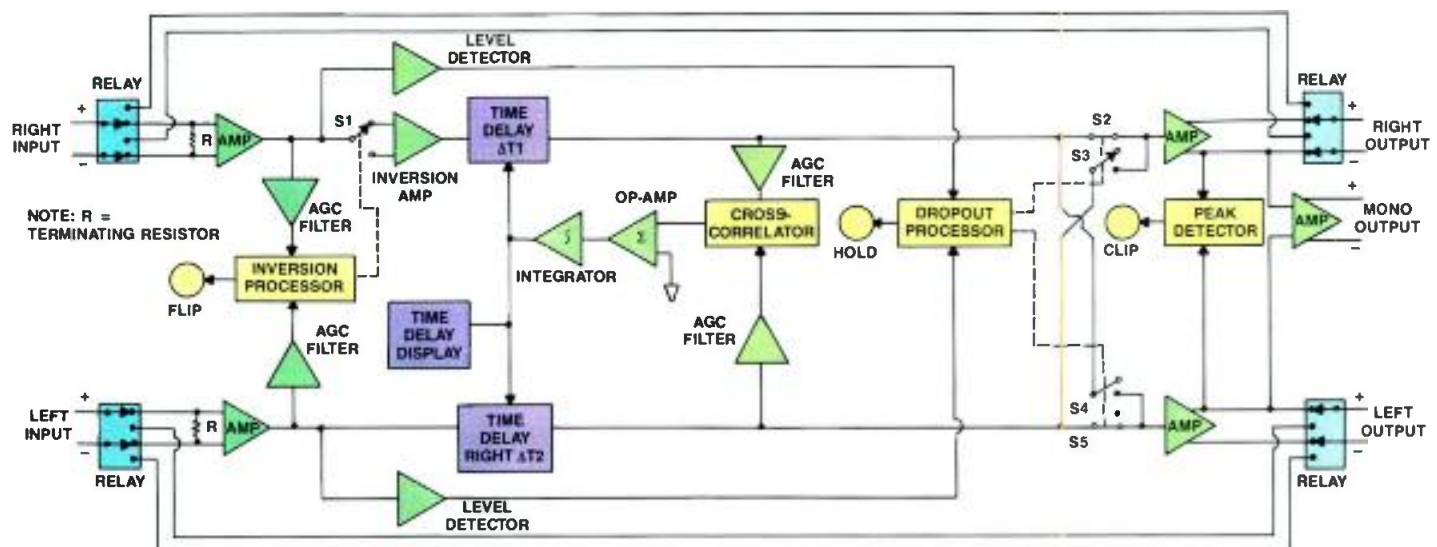



Figure 1. Block diagram of the 2300.

GOOD BREEDING SHOWS.



NOVA 620S S-VHS TBC.

NOVA's 620S TBC with S-VHS processing is the latest in a long line of high-quality time base correctors. It inherits all the fine features of the NOVA 620... and it's the first TBC to interface with S-VHS VCRs. That means you maintain the quality of video, every generation. And if you own a NOVA 620, you can also exercise your "S" option, which upgrades your unit to a 620S.

From the first one-rack, low-cost TBC in 1983 to the 620S, each addition to the NOVA family clearly demonstrates our commitment to excellence. And if a problem ever develops, we stand behind our TBC family by offering quick, 24-hour turn-around service. It's a heritage we're proud of... and a heritage you can rely on.

Call us, or ask your professional video dealer about our fine family of TBCs, including the NOVA 501, 511, 620 and low-cost 700.

NOVA... the clear leader in TBC technology.

See Us
At NAB
Booth #2210

NOVA
SYSTEMS, INC.

50 Albany Turnpike Canton, CT 06019 (203) 693-0238

Circle (240) on Reply Card
www.americanradiohistory.com

FREQUENCY RESPONSE: $\pm 0.0\text{dB}$, 20Hz-20kHz
-3dB at 100kHz

THD AT 0dBm OUTPUT LEVEL:

FREQUENCY	LEFT	RIGHT
20Hz	0.05%	0.07%
50Hz	0.09%	0.08%
100Hz	0.08%	0.08%
1kHz	0.08%	0.07%
2.5kHz	0.06%	0.06%
5kHz	0.09%	0.08%
10kHz	0.11%	0.09%
15kHz	0.15%	0.11%
20kHz	0.17%	0.13%

NOISE: -75dBm (same as test equipment residual)

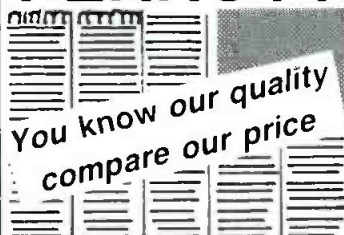
slow correction mode, passing through unaltered phase variations occurring within a predetermined window, which are typical of program content. The unit continues to monitor the relative timing, making small adjustments as required to keep the overall system in phase. Relatively fast program-generated phase differences pass through virtually unaltered.

If you're skeptical about how well this concept can work with real program material, it is useful to compare this process with that of the more familiar audio compressor using a slow AGC time constant. The instantaneous levels of the various audio program components are left substantially intact, but the overall average level is held constant over some range of input levels. The 2300 acts in a similar manner, but the changes take place in the time domain.

The block diagram is shown in Figure 1. The inversion processor senses com-


Table 1. The measured performance of the 2300.

The NEWS from PERROTT



The "441"

discharger/charger
for NPI's and NPJA's



4
independent
units
in one

Weights 5¾
lbs. total

115/230 AC

THE onboard "14"
with FREE minicharger
built in



eliminates extra costs
all metal casing
115/230V AC

Micro Minicharger®
for 4 AH Nicads



- BP90s
- On Boards (14.4V to 12V)
- Belts (14.4V to 12V)
- Pocket Sized
- 115/230V AC

PE 383

•SINCE 1957•

For information, call or write:

PERROTT Engineering Labs, Inc.

7201 Lee Highway, Falls Church, VA 22046

(703) 532-0700 (703) 528-5861

See us at NAB Booths 2230, 2231, 2232

Circle (124) on Reply Card

ANNOUNCING THE SECOND GENERATION 204 NTSC ENCODER FROM Cox



EVERYTHING A BROADCAST ENCODER SHOULD BE

ACCURATE • STABLE • RELIABLE • RUGGED • AFFORDABLE

- Switchable inputs RGB/YRGB/Y, R-Y, B-Y • 6 NTSC outputs
- Internal H phasing • Blanking regenerated from input sync
- 360° S/C phasing • All user controls behind hinged front panel
- 18 on-board test signals • Switchable luminance notch filter
- Even tighter specs than the 203 • Optional YC output for S-VHS

For full spec sheet and "Plain Talk on NTSC Encoding" call:

broadcast video systems ltd.

40 West Wilmot Street, Richmond Hill, Ontario L4B 1H8
Telephone: (416) 764-1584 Telex: 06-964652 Fax: (416) 764-7438

See Us At NAB Booth #2226

Circle (125) on Reply Card

Matthey

VIDEO DELAY LINES
914 763 8893
TELEVISION EQUIPMENT ASSOC. INC.

**Want To Talk
Broadcasting?**

GO **SBENET**
ON COMPUSERVE

John Hoffman
Net Administrator
76703, 1036



Digital audio broadcast system

SDS Broadcast Services will begin delivery of its Digital Audio Broadcast System by the end of the first quarter of 1988. The system eliminates the use of any form of tape, records, CDs or reel-to-reel facilities. The system will record/playback any analog signal fed to it and has a performance level of 5Hz to 25kHz. The unit operates on a single PC (XT or AT) and can be connected for full networking configuration. The software supports multi-users and will produce a complete log. The system allows the user to locate any song or commercial in the system and play to air in no more than 28ms. The digital audio system will support from one to 12 channels at one unit. Some features include infinite playback; automatic log control; and balanced or unbalanced outputs. The system can be loaded for total automation, and it eliminates records, tapes, recorders, cart machines/systems and CDs.

Circle (450) on Reply Card

Earth station receiver




R.L. Drake Company has introduced the ESR2240, a receiver that mounts in a standard 19-inch rack panel. Features include block downconversion with Drake's BDC-24 weatherproof block downconverter or LNB, dual signal inputs with automatic or manual polarity changeover for dual-feed installations, and a 950MHz to 1,450MHz loop-through output that allows stacking of multiple receivers per polarity without splitters.

Circle (451) on Reply Card

Magnetic tape splicing block

Editall has introduced the EC series of precision blocks, which handle and splice thin, fragile tape as used in various digital formats. The blocks' design prevents lifting and shifting of thin tape due to static attraction. The series includes the ECD-5 ½-inch digital, ECD-1 1-inch digital, ECA-1 1-inch analog, and ECA-2 2-inch analog.



Circle (452) on Reply Card

Mixing desk

Harrison Systems has introduced the PRO-790 general production mixing desk. Features include three mainframe sizes ranging from 12 to 28 inputs, two main stereo outputs, two separately derived main mono outputs, two auxiliary sends with level trims, PFL solo cuing, and Penny & Giles 3000-series 104mm linear faders.

Circle (453) on Reply Card

3-CCD video cameras

JVC Professional Products has introduced the KY-15U video camera, tailored for S-VHS and M-II environments, which can be used alone or in a camcorder configuration. It uses ½-inch CCDs that provide 360,000 pixels, and a f/1.4 prism-optical system. S/N is 58dB, and resolution is 500 lines in R, G, B and Y channels.



Circle (454) on Reply Card

Component digital and test signals

Magni Systems has announced the following products:

- The option for component digital (D-1) output for the 1500 series test signal generators. The option (-04) provides by front-panel selection four 4:2:2 component digital signals to SMPTE RP125-1987/CCIR D-601 standards—75% color bars, a 5MHz line sweep with 2T pulse and bar; a split field of luminance and color-difference with valid ramps and 100% color bars; and a dual-timing pulses and Bow-Tie combination. The option also provides a default output of 75% color bars via a back panel connector when any standard signal selection is made from the front panel, allowing an NTSC or component signal to be used simultaneously.
- SECAM test signal files are completely mathematical in nature. This ensures no distortion; that frequency modulation is perfectly linear, with no random AM or noise; and that the pre-emphasis and clipping are analytically correct.

Circle (455) on Reply Card

Capacitor/parts tester

The instrumentation products division of *Beckman Industrial* has introduced the CAPT6 compact, multifunction hand-held meter that features a 3½-digit LCD display, a rotary range selector dial, 0.5% accuracy, and more than 200 hours of battery life using alkalines. Field-service technicians can test capacitance, resistance, diodes and LED, and batteries under load conditions.

Circle (456) on Reply Card

S-VHS time base corrector

Nova Systems has introduced the 700S TBC, which processes the S-VHS format. It features a 32-line memory, heterodyne picture processing, 8-bit, 4x subcarrier sampling, and RS-170A output with digitally generated SCH.

Circle (457) on Reply Card

Headphone distribution amp


Stewart Electronics has introduced a 4-channel headphone distribution amplifier, the HDA-4. Each of the four outputs delivers up to 1W of output power, regardless of the impedance

of the headphones. A master level control allows simultaneous control of all four outputs, and individual level controls allow independent control of each headphone.

Circle (458) on Reply Card

Remote portable camera mount

Telemetrics has introduced the model 68060 camera trolley assembly, a ceiling-mounted, or other overhead-mounted, camera motor-driven under remote control along a trolley track. The camera is locked into a broadcast-quality remotely controlled pan/tilt mount. Lens zoom and focus also are remotely controlled through the same feed cable. No modifications are necessary on standard portable cameras. Standard trolley-track lengths are five feet, 10 feet or multiples of five feet. A separate remote freestanding unit affects the controls at distances of up to 1,000 feet. Through this remote-control unit, the camera mount can be moved in either direction along the trolley track at speeds of up to one foot per second. Joysticks control lens focus and zoom, as well as a continuously variable 60° pan movement (at 20° per second) and up to 90° tilt movement at 40° per second.



Circle (459) on Reply Card

8-track multitrack cassette recorder

Tascam has announced the rack-mount 238 Syncaset, 8-track multitrack cassette recorder. It supplies twice the number of tracks previously available in a standard cassette multitrack recorder, with state-of-the-art control. The recorder features 3¾ips tape speed, full-function remote control, auto punch in/out, auto reverse, dbx II noise reduction and MIDI (FSK) compatibility. The unit also features a serial connector for external computer control and open architecture for future software development.




Circle (460) on Reply Card

V-LAN developers kit

Videomedia has announced the V-LAN developers kit. The user can have control of all videotape recorder functions (including frame-accurate animation, all editing functions and SMPTE time-code reading) of most current ½-inch, ¾-inch, 1-inch, Betacam and M-II format VTRs from virtually any

MOTORISED FADERS – THE WAY AHEAD

Penny & Giles motorised faders – the way ahead for the new generation of manual and automated mixing consoles. Just part of Penny & Giles' comprehensive range of audio and video controllers.



- rapid response to commands
- sensitive manual control
- digital, VCA or analogue compatible
- update signalling incorporated
- positioning repeatability 0.5mm



For further information and technical data contact us on (213) 393 0014

Penny+Giles

Penny & Giles Inc
2716 Ocean Park Boulevard #1005
Santa Monica California 90405 USA
Tel: (213) 393 0014 Telex: 858866
Fax: (213) 450 9860

Penny & Giles audio and video controllers are renowned for high quality and reliability. Join the world's leading broadcasting and recording organisations – don't settle for anything less.


Circle (242) on Reply Card

March 1988 **Broadcast Engineering** 335


JACK NOISE.

**You don't need it.
— We don't make it!**

No one needs jack noise, and when you specify Mosses & Mitchell jack sockets and jackfields you won't get it. What you will get is immediate noise free operation every time, plus secure plug retention and long term reliability. Talk to Penny & Giles about the world's most advanced jack sockets and jackfields. If you value performance don't settle for anything less.



- noise free operation every time
- secure plug retention
- self cleaning action
- palladium contacts
- audio and video jackfields
- audio jack sockets



Penny+Giles

Penny & Giles Inc
2716 Ocean Park Boulevard #1005
Santa Monica California 90405
Tel: (213) 393 0014 Telex: 858866
Fax: (213) 450 9860

Circle (243) on Reply Card

computer with a spare RS-232 port. The user is spared the task of programming for specific VTR characteristics such as ballistics, capstan bump routines and remote implementations. The V-LAN protocol is not language- or computer-type dependent. The V-LAN uses a high-speed data communications link for bidirectional real time communications between VSIO computers. A standard RG-59 coax cable with BNC connectors is used to connect all VSIO units on the V-LAN. The VSIO unit is a small self-contained Z-80-based computer. The V-LAN developers kit consists of the complete protocol documentation, a 5¼-inch MS-DOS disk with working sample to source code, one V-LAN transmitter unit and one VSIO receiver unit for a VTR.

Circle (461) on Reply Card

Cardioid microphone

Brüel & Kjær has introduced the Type 4011 prepolarized condenser microphone, with a first-order cardioid directional characteristic. It combines a flat on-axis frequency response with a uniformly smooth off-axis phase and frequency response.

Brüel & Kjær's Type 4011 Cardioid Microphone



Circle (462) on Reply Card

Compact recorder series

Otari has introduced the MX-55, a series of compact, ¼-inch tape recorders. The series includes full-track, 2-track NAB or DIN stereo, and a 2-track with center-track time code. It also is available as a 2-track with or without time code in a desktop overbridge cabinet style. The transport features a dc quartz PLL capstan motor with user-selectable speed pairs of 15/7.5ips or 7.5/3.75ips and is controlled from an external synchronizer with 9,600Hz frequency servo control. A 7-digit tape timer with a 4-memory minilocator is included as a standard feature. Additional features include $\pm 20\%$ vari-speed, sel-rep (sync) for overdubbing and monitor loudspeaker.

Circle (463) on Reply Card

Standby power source unit

Sola has introduced the SPS/R standby power source that features a transfer time of 1ms and full ac power conditioning capabilities. Equipped with an electronic regulator, the unit is suited to protect electronic equipment from all types of ac power problems including line noise, voltage irregularities and brownouts, as well as blackouts. The unit is available in 500VA, 1,000VA and 1,500VA outputs with 60Hz units rated for input/output of 120Vac. The front panel is equipped with red and green solid-state (LED) lamps that indicate operating and fault conditions. The front panel also contains an output power switch that enables the user to shut off all ac power from the four receptacles on the back of the cabinet.

Circle (464) on Reply Card

Suppressor

Transtector Systems has introduced the ACP 10,000 line of silicon solid-state transient overvoltage suppressors. The suppressors feature 5ns response time with a low clamping point and a suppression capability up to 1.8MW.

Circle (465) on Reply Card

Microwave links

TFT has introduced its model 8600 aural microwave link systems, which comply with Part 94 of the FCC Rules. The 8600 6W discrete microwave system is designed to operate from 944.5MHz to 951.5MHz, as well as 952MHz to 960MHz.

Circle (466) on Reply Card

Video and audio switcher and sync pulse generator

HEDCO has introduced the following products:

- The TWS100/200 12x1 audio-video switcher features video only or stereo audio only, as well as audio-follow-video formats. One front panel controls the separate video and audio sections. The control panel can be detached or looped through to both chassis depending on the application. Other features include relegendable push buttons on the front panel, bridging video inputs, four isolated 75Ω video outputs, balanced bridging audio inputs, four isolated 60Ω audio outputs and 8-hour crosspoint retention during power failures. Its wideband video specs are suitable for HDTV.
- The HSG100 NTSC source sync pulse generator can be used stand-alone or as a slave generator. It provides consis-

tent SCH, blackburst output, two outputs for subcarrier, sync and blanking as well as one output for burst flag, horizontal drive and vertical drive. Features include high-stability phase-locked crystal oscillator and low power consumption of 20VA.



HSG100 NTSC sync pulse generator

Circle (467) on Reply Card

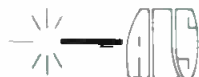
Companion printer

Leader Instruments has introduced the model 100P, a companion printer for the combination digital multimeter/storage oscilloscope. The printer provides a hard copy of stored waveforms. The storage oscilloscope section is equipped with a 3MHz maximum sampling rate, 10mV sensitivity and an autorange mode that automatically sets the time base. There is an on-screen display of setting conditions that include sensitivity, time base, triggering, slope and sync. Other features include roll mode, pretrigger view and a memory that allows storage of three waveforms with their setting conditions. The autoranging DMM offers ac and dc measurement functions, resistance and a low ohm mode to provide a lower test voltage for in-circuit resistance measurements. The printer and DMM/storage oscilloscope are portable.

Circle (468) on Reply Card

1:~:~)))))

Professional services



AMERICAN LASER SYSTEMS, INC.

100 FOWLER RD.
SANTA BARBARA AIRPORT
GOLLETA, CA. 93117 USA

ENG • STL LINKS • SPORTING EVENTS

Solutions to LICENSE-FREE, short range
video/audio transmissions via infrared
atmospheric links

LORRAINE SHALENBERGER
MARKETING MANAGER

(805) 967-1124

East Coast Video Systems

ON LINE IN-TIME

A full service
company providing...

- Consultation
- Engineering & Design
- Installations
- Training

Serving...

- Cable Systems
- Corporate Facilities
- Broadcast Facilities
- Teleproduction Facilities

178 Casterline Road • Denville, NJ 07834 • (212) 431-7453

Shively FM Antennas

A good antenna is crucial to quality broadcasting. An antenna that is merely adequate will compromise the performance of even the best studio equipment and transmitter.

Shively regularly includes standard features that other companies either provide only as options or simply do not offer.

At Shively, we design and build antennas of uncompromising technical quality and performance. And, we build them to last.

Visit Us at NAB Booth #109

Shively Labs

A Division of Howell Laboratories, Inc.

36 Harrison Road Bridgton, ME 04009 (207) 647-3327
TWX 710-223-8910 SHIVELY BRGT FAX (207) 647-8273

Circle (285) on Reply Card

YOUR CARD HERE
reaches 88,528 prospects
for as low as \$55 per insertion.
Call 913/888-4664.

PROMOTE YOUR SERVICES
and increase business
for as low as \$55 per insertion.
Call 913/888-4664.

BE names new TV technical editor

By Jerry Whitaker, editorial director

We at **Broadcast Engineering** endeavor to lead the industry and our readers with the most up-to-date and accurate technical information available. This not only takes dedication, but a special staff having hands-on experience facing the challenges, frustrations and needs of engineers and managers. Toward this end, we are proud to welcome Rick Lehtinen to fill the position of TV technical editor. Lehtinen replaces Ned Soseman, who is editor of our sister publication, **Video Systems**.

Lehtinen will share editorial responsibilities with Carl Bentz, special projects editor, and Brad Dick, radio technical editor. Lehtinen brings to **BE** a strong background in video technology, satellite up-link operations and the engineering of computer graphics systems.

Lehtinen comes to **BE** from Salt Lake City, where he was a senior engineer for KSL-TV. While at KSL, Lehtinen worked on the design and construction of the new



Broadcast House at Triad Center.

Prior to KSL, Lehtinen was employed by KBYU Broadcast Services, Provo, UT, as a master control and tape room operator, transmitter remote-control operator and cable-TV head-end operator.

Lehtinen entered electronics in his home state of Washington, working in the timber industry as a mobile radio repair technician. Shortly thereafter, he began searching for a side of electronics that didn't require squirming in the mud installing radios in log trucks. Accordingly, he sought the then required first class license, receiving it just prior to beginning

at KBYU.

While at KSL, Lehtinen developed an interest in computer graphics, and was retained to construct the facilities of Visualzatt Productions, an independent graphics company in Salt Lake City. While there, he installed one of the first image transfer systems using an Ethernet LAN to link graphics systems of different manufacturers.

In 1933, Lehtinen wrote his first article for **Broadcast Engineering** magazine. He has contributed regularly since then, including several field reports and the "Strictly TV" columns for January and February of this year.

Correction

The "Satellite Technology" column on waveguide components (see page 14 of the February issue) contained a formula for calculating VSWR that was in error. The corrected formula should read: $VSWR = (V_{out} + V_{ref}) / (V_{out} - V_{ref})$. We regret any inconvenience this may have caused.

||:-:~)))))

Our new look for the month is a daisy. Stay tuned...

Featured below is the VAC Color Pattern Generator providing 5 standard test patterns, 11 optional patterns, custom IDs switchable onto any pattern, genlockability, 1KHz audio tone, adjustable subcarrier phase, and 12VDC and 117VAC operation.

All VAC products are 1 3/4" high, of uniform appearance, and are test proven.



The entire family of distribution amplifiers, line isolators, pattern generators, generators, signal presence detectors, and more. Please call or write for the dealer nearest you.



***VIDEO ACCESSORY CORPORATION**
Formerly: Video Aids of Colorado
2450 Central Ave. Boulder, CO 80301
(800) 821-0426 (303) 443-4950

Circle (248) on Reply Card



Interested in ordering article reprints out of this or another issue? * Reprints can be excellent learning tools for your technical staff and great marketing tools for your sales staff. Call or write Cynthia Sedler at Intertec Publishing Corp., P.O. Box 12901, Overland Park, KS 66212; (913) 888-4664.

* Minimum order 1,000 copies

VIR JAMES P.C.
CONSULTING ENGINEERS
Applications and Field Engineering
Computerized Frequency Surveys
3137 W. Kentucky Ave. — 80219
(303) 937-1900
DENVER, COLORADO
Member AFCCE & NAB

**PRO VIDEO & FILM
EQUIPMENT GROUP**
SPECIALISTS IN USED & NEW
WE BUY-SELL-TRADE-CONSIGN
FREE CATALOG ON REQUEST
(214) 869-0011 DALLAS

EVANS ASSOCIATES
CONSULTING TELECOMMUNICATIONS ENGINEERS
AM-FM-TV-CATV-ITFS-LPTV SATELLITE
216 N. Green Bay Road
Thiensville, Wisconsin 53092
Phone: (414) 242-6000 Member AFCCE

FCC ON-LINE DATABASE
dataworld[®]
Allocation Terrain Studies
AM • FM • TV • LPTV • ITFS
P.O. Box 30730
Bethesda MD 20814
(301) 652-8822 1-800-368-5754

D. L. MARKLEY
& Associates, Inc.
CONSULTING ENGINEERS
2401 West Moss Ave.
Peoria, Illinois 61604
(309) 673-7511
Member AFCCE

CHIPS DAVIS
LEDE DESIGNS, INC.
**Acoustics for Stereo
Facility Design
Consultation**
(415) 459-2888

TEKNIMAX
TELECOMMUNICATIONS
DENNIS R. CIAPURA
PRESIDENT
LEWIS FORESTVIEW
SAN DIEGO, CA 92131 (619) 695-2429

SMITH and POWSTENKO
Broadcasting and Telecommunications
Consultants
2033 M Street N.W., Suite 600
Washington, D. C. 20036
(202) 293-7742

BLAIR BENSON
Engineering Consultant
TV Systems Design and Operation
23 Park Lane
Norwalk, CT 06854
203-838-9049

Buying Service For Broadcasters
Our Buying Power Will Save
Your Company Significant Dollars
22 Years Broadcast Equipment Purchasing Expertise
(212) 541-6611
BUYGROUP LIMITED
1775 Broadway, NY, NY 10019

JOHN H. BATTISON P.E.
CONSULTING BROADCAST ENGINEER,
FCC APPLICATIONS AM, FM, TV, LPTV
Antenna Design, Proofs, Fieldwork
890 Clubview Blvd. North
Columbus, Ohio 43085
614/888-3364

Robert J. Nissen
THE NISSEN GROUP, INC.
Communications Technology Consultants
32 Ridge Drive • Port Washington, New York 11050
(516) 944-5477

COMMUNICATIONS
• Radio and Television System Design
• Transmitter and Studio Installation
• Microwave and Satellite Engineering
and Installation
201.746-9307 12 North Willow St.
Montclair, NJ 07042

MAILING LABELS
AM, FM & TV
CALL
dataworld[®]
1-800-368-5754

ERIC NEIL ANGEVINE, P.E.
consultant in acoustics
specializing in broadcast studio acoustics
910 Lakeridge Drive Stillwater, OK 74075
405-624-6043 405-372-3949

ATT: CHIEF ENGINEERS
broadcast video maintenance
LUNAR VIDEO LTD
FAST TURNAROUND ON ENG, EFP, EDIT
SYSTEMS, MONITORS, TEST EQUIP. SONY, JVC,
PANASONIC, TEKTRONIX — UPS & AIR FREIGHT
PUDEL DAILY
CALL
COLLECT
138 E. 28th St, NYC (212) 686-4802

Consultation Services
Lightning • Power Conditioning • Grounding
Over 40 years experience. work guaranteed
R. J. Carpenter
Lightning Eliminators and Consultants
1300 Laveland Rd. Santa Fe Springs, CA 90670
(714) 949-6886 FAX 910-586-1381

PATCHPRINTS Video Tie Lines
In 1 2 Aus 1 2 Mon A B
Custom Patch Bay Labeling for the Audio/Video Industries
By
PATCH BAY DESIGNATION COMPANY
Div. of Glendale Rubber Stamp & Printing Co. Inc.
CHARLIE SCHUFER
P.O. Box 6278, Glendale, CA 91205
4742 San Fernando Road Telephone
Glendale, CA 91204 (818) 241-5585

Microwave Systems
Rental/Lease/Sell
RF Consulting Inc.
Emmy award staff
(212) 262-2880
114 East 28th Street, Suite 601
New York, New York 10016
LPL COMMUNICATIONS INC.

**UNUSED
CALL LETTERS**
CALL
dataworld[®]
1-800-368-5754

**TOWER DESIGN AND
FABRICATION, INC.**
TOWERS, ANTENNAS, STRUCTURES
New Tall Towers, Existing Towers
Studies, Analysis, Design Modifications.
Inspections, Erection, Etc.
Rt. 1, Box 33AA,
Sturgeon, MO 65284 (314) 687-3932

Engineering Consultant
• Video Systems Design
• Computer Graphics
• Automation
• Editing
• Production
Gene De Santis
181 Long Hill Rd.
Little Falls, NJ 07424
201-256-8141

**BROADCASTING CONSULTANTS
AND ENGINEERS**
• FCC Applications and Field Engineering
• Frequency Searches and Coordination
• Tower Erection and Maintenance
• Facility Design and Construction
Contact:
KENNETH W. HOEHN
23400 Michigan Avenue
Dearborn, MI 48124
Teletech Inc.
(313) 562-6873

MAILING LABELS AM, FM & TV
*Personalized to Manager, Engineer
or Program Director.
*Pre-sorted by Zip Code
*Market selection.
*Accurate
*\$40.00 per 1,000
StationBase
P.O. Box 24092
Phoenix, AZ 85282
(206) 385-3029 or (602) 899-8916

Classified

Advertising rates in Classified Section are \$1.50 per word, each insertion, and must be accompanied by payment to insure publication.

Each initial or abbreviation counts a full word. Minimum classified charge, \$35.00.

For ads on which replies are sent to us for forwarding (blind ads), there is an additional charge of \$40.00 per insertion, to cover department number, processing of replies, and mailing costs.

Classified columns are not open to advertising of any products regularly produced by manufacturers unless used and no longer owned by the manufacturer or distributor.

TRAINING

FCC GENERAL RADIOTELEPHONE operators license through cassette recorded lessons at home plus one week seminar in Boston, Washington, Detroit or Philadelphia. Our twentieth year teaching FCC license courses. Bob Johnson Radio License Preparation, 1201 Ninth, Manhattan Beach, Calif. 90266. Telephone (213) 379-4461. 8-81-tfn

SERVICES

DNE STOP FOR ALL YOUR PROFESSIONAL AUDIO REQUIREMENTS. Bottom line oriented. F.T.C. Brewer Company. P.O. Box 8057, Pensacola, Florida 32506. 7-71-tf

TRANSMITTER TUBE REBUILDING SINCE 1941: 3CX2500, 4CX5000, 4CX15000 and many others. Write for details. FREELAND PRODUCTS INC., Rt. 7, Box 628, Covington, LA 70433. (504) 893-1243 or (800) 624-7626. 6-79-tfn

BUSINESS OPPORTUNITIES

VIDEO POST PRODUCTION BUSINESS (on line). Well Established, excellent Hollywood, CA location. Fully Equipped (state of the art). Owner will stay on. Equip. orig. cost \$750K +, net before tax cash flow \$240K. Commercials, Educational Videos, and Television Work. Asking \$780,000, \$400,000 Down, Balance 5yr. @ 10%. Contact Warren Slater B.M.C. (714) 476-1026. 3-88-11

FOR SALE

COPPER! #8 & #10 ground radials; 2, 3, 4, 6, 8" strap; flyscreen; ground screen. 317-962-8596. Ask for copper sales. 11-87-6t

UNITED STUDIOS OF AMERICA 3 Hitachi SK 110 Studio Cameras. Fully loaded, ready to go. Plus other studio equipment. Call: Joe, Vince, Russ 615-386-9425. 2-87-1H

FARINON MICROWAVE—two complete single channel point to point 10 watt Video Microwave systems covering 2450-2500MHZ, both with fully synthesized ENG Receivers and 8 foot Anixter Grid antennas. Call Today 312/869-8001. 3-88-11

FOR SALE EQUIPMENT: MCI—240KW combiner, Harmonic filter, notch diplexer, waveguide switch (manual) and load. All tuned to Channel 28. RCA—TFU29G Antenna on Channel 28 200KW input produces 5000KW ERP. Harris—Four UHF heat exchangers. Dialectric—1400 ft. of WR1500 waveguide. Video/Tape—RCA TCR-100 cart machine (for parts), 1100 TCR carts (used), Two RCA TR 70A VTRs as is. Clear Com—Intercom system less headsets. BEI—Neutral density light control system for TP7/TP66. OP Amp Labs—20x5 mono audio routing switcher. MAKE AN OFFER: Call Chuck Britt, Director of Engineering, 919-876-0674. Durham Life Broadcasting, Raleigh, North Carolina. 3-88-11

RCA TP-66 parts, accessories, and complete RE-CONDITIONING. Simber Broadcast Services, Inc., 609-435-1091. 3-88-11

NEW RCA STEREO KITS—UHF TTUE 44 Exciters \$5000, "G" LINE Exciters \$5000; LANDAU RADIO COMPANY, 615/886-4575. 3-88-11

TEKTRONIX ANSWER SYSTEM: 1980 Automatic Video Measurement Set w/Option 4 software. 1910 NTSC Digital Test Signal Generator/Insertor w/Remote and IBM PC. The 1980 and 1910 have been in a computer room environment and are in perfect condition. Makes RS-170A, NTC-7, FCC and custom measurements. Only \$25,900. Call John Switzer at Z-Axis (303) 696-9608. 3-88-11

COAXIAL AND WAVEGUIDE COMPONENTS: Adapters, fixed attenuators, directional couplers, detectors, dividers, filters, isolators, circulators, terminations, switches, straight sections and flexible waveguides. Used equipment from leading manufacturers in good condition at low cost. Complete list sent on request. Pisces Corporation, 402 Highland Street, East Bridgewater, MA 02333, 617-378-3226. 3-88-11

35 FT. MOBILE PRODUCTION VEHICLE with onboard generator and some equipment. Low mileage. Excellent condition. 25,000. Call 216-986-2405. 3-88-11

TEN CHANNEL STEREO TRANSISTOR CONSOLE, similar to Gate's Executive Model 994 6158 002, professionally constructed with parts purchased from Gates Radio Company, \$2,000; CBS Laboratories Audimax III Model 444, \$150. Contact Jim Widson, 2864 Yvonne Street, Oceanside, CA 92056 (619) 724-8980. 3-88-11

SENCORE FC-71 10-1GHz frequency counter. New—won in contest, list \$1,295—sell \$1,000. 501-972-3415 (TV). 3-88-11

UNITED STUDIOS OF AMERICA 3 Hitachi SK 110 Studio Cameras. Fully loaded, ready to go. Plus other studio equipment. Call: Joe, Vince, Russ 615-386-9495. 3-88-11

HALL ELECTRONICS: Broadcast equipment & components •We sell quality used radio broadcast equipment with 30 day warranties & economical prices. •We buy used equipment. •SEND FOR FREE FLYER! P.O. Box 7732, Charlottesville, VA 22906, (804) 973-8697. 3-88-2t

TEKTRONIX 1450-1 DEMODULATOR: 2½ years old with all manuals and cables, has wideband audio option also, like new. \$9500 or B.O. Call Video Services at 609-768-2439. 3-88-11

FDR SALE: Used broadcast and industrial video equipment. Largest selection in the mid/southwest. Pro Video & Film Equipment Group. Call for details 214-869-0011 Dallas. 3-88-11

PRO VIDEO & FILM EQUIPMENT GROUP has 5,000 square feet of high quality used video, lighting, tripod, monitor, scope, camera, VTR, vehicle, post equipment. Ask for our free newsletter 214-869-0011. 3-88-11

PRO VIDEO & FILM EQUIPMENT GROUP.....40 years of used equipment expertise. Why deal with anyone else. 214-869-0011 DALLAS. 3-88-11

WANTED TO BUY

HIGHEST PRICES for 112 Phase Monitors, vacuum capacitors and clean, one kw or greater powered AM and FM Transmitters. All duty and transportation paid. Surplus Equipment Sales, 2 Throncliffe Park Dr., Unit 28, Toronto, Canada M4H 1H2, 416-421-5631. 3-86-tfn

500' TV TOWER, 3'-4' face. On ground or standing. Bud Patrick 305-464-3434. 3-88-11

WANTED: good used video, lighting, film, audio, tripods, pedestals, routing, switchers, TBC's, monitors, grip, DVE, VCR's, post, CG, FX, terminal, projection equipment. We buy-sell-consign-trade. Call Pro Video & Film Equipment Group 214-869-0011. 3-88-11

ATTENTION CHIEF ENGINEERS: We specialize in selling used broadcast video equipment. Trade old gear for new Anton Bauer, O'Connor, ITE, or Lighting. If it works, we can sell it. Pro Video & Film Equipment Group. 214-869-0011. 3-88-11

HELP WANTED

CHIEF ENGINEER Rare opportunity for experienced person with extensive audio and FM/AM transmitter background to take charge of the technical operations of our Louisville, Kentucky CHR giant. Must have DA experience. Good salary and benefits. Send resume, references, and salary history to: Great Trails Broadcasting, Corporate Director of Engineering, 717 East David Road, Dayton, Ohio 45429. EOE. 02-88-2t

MAINTENANCE ENGINEER: for NBC affiliate. Need technician with experience in RCA VHF transmitters, Ampex Quads, VPR-2's, and Sony ENG equipment. Send resume, references and salary history to: KJAC, P.O. Box 3257, Port Arthur, TX 77643, Attention: Chief Engineer. EOE. 12-87-5t

WE PLACE ENGINEERS

ALL CATEGORIES FOR TV, PRODUCTION, VIDEO, CATV (EXCLUDING OPERATORS)

America's Leading Source for a Decade

TV STATIONS PRODUCTION FACILITIES CORP. TV MFG. CATV

For information phone or write Mark Kornish



key systems

479 Northampton Street
Kingston, PA 18704

Employer
Paid Fees

(717) 283-1041

EQUIPMENT AUDIT: Seeking qualified engineering consultant to examine and report on current condition of cable TV production equipment. Includes ¾" U-Matic and ½" VHS recorders, cameras, audio, van and similar production items. Report requires statement of current equipment in place, operating condition, estimate of value and schedule of replacement needs. Call for applications by March 15, 612-779-7145. Ginny Holder, Executive Director. 3-88-11

E.N.G. MAINTENANCE ENGINEER—Will support our News operation which includes the maintenance of Sony U-Matic equipment, Sony and Ikegami cameras, and an E.N.G. microwave system. This person will also be available for remotes, studio, and transmitter work as needed. Applicants should have a thorough understanding of TV Engineering, and at least one year of related experience. Apply: WTVC-TV Engineering, P.O. Box 1150, Chattanooga, TN 37401. 3-88-11

ASSISTANT CHIEF ENGINEER. Position requires strong TV broadcast maintenance background. Experience on Sony one-inch, Beta, RCA G Line transmitters, and state-of-the-art microprocessor based equipment desirable. Qualified applicants write Chief Engineer, 613 Woodis Avenue, Norfolk, VA 23510. An Equal Opportunity Employer. 3-88-2t

TV MAINTENANCE ENGINEER: WRAL-TV 5, North Carolina's top television station is seeking studio maintenance engineers. Prefer 3-5 years experience and 1st class FCC license or SBE Certified applicants. A complete state of the art TV station with all the latest goodies including Panasonic MII and SNG truck. Excellent benefits including profit sharing. An EEO/Affirmative Action employer. Send resume to Wilbur Brann, WRAL-TV, Box 12000, Raleigh, NC 27605. 3-88-2t

Transmitter Sales

Your five or more years of Transmitter sales experience should qualify you for a very rewarding sales opening in a young dynamic organization covering the Northeast. Compensation, benefits and expenses are negotiable. Our employees know of this Ad. We're anxious to talk to you. Please write. Post Office Box 694.

Broadcast Engineering

P.O. Box 12901
Overland Park, KS 66212

03-88-11

ARE YOU TIRED OF BROADCAST TV? We are seeking an engineer that has experience maintaining broadcast equipment can run audio, edit, knows satellite reception, and can help design new facilities. We are a corp. TV facility with very progressive ideas. Send your resume to WeCare, 200 N. Sharon Amity, Charlotte, NC 28211. Att. Jon-Mark Davey. 3-88-11

TELEVISION ENGINEERING SUPERVISOR. Located in the midwest. Number 1 station in the medium size market. The Engineering Supervisor is responsible for all the technical maintenance, design and installation of technical systems. Previous supervisory experience is highly desirable. Very competitive salary and benefits. Please send resume in confidence to Broadcast Engineering, P.O. Box 12901, Dept. 693, Overland Park, Kansas 66212. EOE. 3-88-11

MAINTENANCE ENGINEER: Major N.Y.C. Rental Co. requires young, bright, open-minded tech to repair and maintain diverse inventory of Pro. audio/video communications equip. VTR's, ATR's, DTR's, IKI HL-79, RF Comm. Hard work = Good Benefits. Call Gen. Mgr. A/T Scharff Rentals (212) 582-2345. 3-88-11

GULF SOUTH, top 100, NBC affiliate is seeking a top notch Chief Engineer. Should have a minimum of 10 years broadcast television maintenance experience, and some supervisory experience. Transmitter experience is desirable, but secondary to solid studio maintenance background. Most important is the ability to manage and motivate technical personnel to maintain this modern facility to the highest technical standards. Competitive salary. Send resume, references, and salary history to Broadcast Engineering, P.O. Box 12901, Dept. 695, Overland Park, KS 66212. All replies held in confidence. 3-88-21

ENGINEER-ELECTRICAL: Staff Engineer, Plant Acceptance. Fast-growing, state-of-the-art cable TV system in Washington, DC area seeks an electrical engineer with 3-4 years of experience in cable engineering (systems, supplier or hardware manufacturer) to work with the systems construction contractor to assure equipment performs according to specifications prior to signing off on acceptance. Excellent opportunity for growth. Send resume and salary history in confidence to: BHA, BOX 2692, 555 Madison Ave., Suite 1600, New York, NY 10022. Equal Opportunity Employer. 3-88-11

ENGINEER-ELECTRICAL: Staff Engineer, Head End Group. Fast-growing, state-of-the-art cable TV system in Washington, DC area seeks an electrical engineer with 3-4 years of experience to manage the system's Head End Group. Engineering experience in video, audio, microwave, would be ideal, fibre or RF experience are desirable. Excellent opportunity for growth. Send resume and salary history in confidence to: BHA, BOX 2692, 555 Madison Ave., Suite 1600, New York, NY 10022. Equal Opportunity Employer. 3-88-11

COMMUNICATIONS ENGINEER: Communications engineer to assist in preparation of FCC applications and conduct field surveys on AM/FM/TV/CATV/ITFS/Microwave/Satellite facilities. Computer programming and prior radio experience preferred. Salary based upon qualifications. People oriented. Milwaukee area. Submit resume to: Evans Associates, TeleCom-munications Engineers, 216 N. Green Bay Rd., Thiensville, WI 53092. 3-88-21

DIRECTOR—LATIN AMERICAN BROADCAST ENGINEERING SALES. Directs and coordinates Latin American Sales department, aids regional VP in formulating and administering organization policies. Participates in formulating and administering company policies and developing long range goals and objectives. Review analyses of activities, costs and operations to determine progress toward stated goals. Directs Latin American equipment sales and negotiates contracts with Latin American sales and distribution centers. Advises customers concerning various Latin American television standards, formats, power requirements and frequencies (NTSC, PAL, PAL-M, PAL-G, PAL-K, SECAM, SECAM-N AND SECAM-K). Directs conversion of tech broadcast equipment from American to applicable Latin American standards and specs to insure efficient operation of equipment under foreign conditions. May supv. shipping details such as: export licenses, customs declarations routing and shipping. Directs tech staff in preparation of foreign language sales and mainte. manuals. Maintains current info on import-export tariffs, licenses and restrictions. Assists chief engineer of customers broadcast studio in evaluating studio needs for new broadcast equipment, as well as concerning the design, acquisition, installation and maint. of studio, remote control and microwave broadcasting and transmission equipment. Advises as to equipment needs for the operation of portable field transmission equipment to broadcast programs or events originating at points distant from the studio. Will supervise 3 to 5 persons. 9:00 a.m. to 5:00 p.m. — Monday through Friday. \$30,000.00 per year; possible bonus and commissions. Must have Eight (8) years of Grade School and four (4) years of High School. Must have two years experience as Sales Manager or Assistant Sales Manager of business firm supplying broadcast and transmission equipment to the television industry. Send resume only to JOB SERVICE OF FLORIDA, 701 S.W. 27 Avenue, Room, 15, Miami, FL 33135. Ref: Job Order #FL5830953. 3-88-11

VIDEO SYSTEM INSTALLATION SUPERVISOR. Major New York-Metro Area full service video system engineering company is seeking a candidate for supervising system installations. Knowledge of and experience in: standard wiring practices, mechanical assembly, employee supervision, and client-vendor relations is necessary. Experience in video and audio equipment type and application a plus. Grow with a small but expanding company, we're working at the leading edge of television technology. Salary commensurate with experience. Forward resume to Broadcast Engineering, P.O. Box 12901, Dept. 688, Overland Park, KS 66212. 3-87-11

CHIEF TELEVISION ENGINEER: Outstanding opportunity for chief engineer to make an impact as a member of our creative team in a new, state-of-the-art, 20,000 square foot video facility designed to broadcast standards. You will supervise engineering for multi-camera production and cable, ITFS and satellite television distribution; and oversee equipment specifications, installation and maintenance. You'll manage our full time engineering maintenance staff. Salary competitive with industry standards. Attractive benefit package with 22 working days vacation per year. Requires at least 4 years television engineering experience, including maintenance and staff supervision, design of television systems and knowledge of digital and satellite technologies. For more information, call Fred Hurst, Director, TV Services, (316) 689-0575. To apply, send resume and letter of application by May 1, 1988 to: Fred Hurst, Media Resources Center, Wichita State University, Wichita, KS 67208. Equal Opportunity Employer. 3-88-11

CAREER OPPORTUNITIES

ATTENTION

MARKETING & SALES PROS

OUR CLIENTS, PRESTIGIOUS MANUFACTURERS, HAVE IMMEDIATE NEEDS FOR MANAGEMENT:

V.P. MARKETING\SALES

NATIONAL MARKETING\SALES

REGIONAL SALES, PRODUCT MANAGERS

REPLY IN CONFIDENCE TO:

BROADCAST ENGINEERING, DEPT. 696

BOX 12901

OVERLAND PARK, KS 66212

Reconfirm your involvement
in the
broadcast industry!
Renew your subscription
today.

Advertising sales offices

CHICAGO, ILLINOIS

Tom Nilsen
Telephone: (312) 435-2361
Telefax: (312) 922-1408
55 East Jackson
Ste. 1100
Chicago, IL 60604

NEW YORK, NEW YORK

Diane Gottheb-Klusner
Telephone: (212) 702-3404
Telefax: (212) 702-7802
David W. Frankel
Telephone: (212) 702-7802
Telefax: (212) 702-7802
866 Third Ave.
New York, NY 10022

SANTA MONICA, CALIFORNIA

Herbert A. Schiff
Telephone: (213) 393-9285
Telefax: 213/393-2381
Jason Perlman
Telephone: (213) 458-9987
Telefax: 213/393-2381
Chris Woodbury-Leonard
Telephone: (213) 451-8695
Telefax: 213/393-2381
Schiff & Associates
501 Santa Monica Blvd., Ste. 504
Santa Monica, CA 90401

OXFORD, ENGLAND

Nicholas McGeachin
Intertec Publishing Corp.
Ruseleigh House
New Street
Deddington
Oxford OX5 4SP
England
Telephone: (0869) 38794
Telefax: (0869) 38040
Telex: 837469 BES G

TOKYO, JAPAN

Masayoshi Yoshikawa
Orient Echo, Inc.
1101 Grand Maison
Shimomiyabi-Chu. 2-18
Shinjuku-ku, Tokyo 162, Japan
Telephone: (03) 235-5961
Telex: J-33376 MYORIENT

NORWOOD, AUSTRALIA

Hastwell, Williamson, Rouse Pty. Ltd.
P.O. Box 419
Norwood 5067, Australia
Telephone: 332-3322
Telex: AA87113

Chief Broadcast Engineer

Chief Broadcast Engineer needed for new, state-of-the-art video production facility in highly desirable NH location. This unique opportunity requires someone experienced in RF and satellite-uplink technologies, Sony 1" recorders, computer-assisted editing systems, GVG 200 or comparable switcher, 16-track audio recording equipment, DVE and paint systems, Ikegami cameras and related test equipment. Ideal candidate will have an FCC General Class License, at least 3-5 years experience as a broadcast engineer, and a willingness to provide total engineering support and leadership for our innovative organization. NO OPERATORS, PLEASE. Send complete resume and references to:

Broadcast Engineering

P.O. Box 12901

Dept. 691

Overland Park, KS 66212-0902

Want more information on
advertised products? Use the
Reader Service Card.

01-88-11

Ad index

	Page Number	Reader Service Number	Advertiser Hotline
A V S	285	204	201/767-1000
A.F. Associates, Inc.	267	191	213/466-5066
Abekas Video Systems	63	306	415/571-1711
Acrodyne Industries	301		215/542-7000
ADC Telecommunications, Inc.	323	233	612/893-3010
Advanced Video Accessories	200	130	415/792-8684
AEG Bayly Inc.	309	222	416/683-8200
AKG Acoustics, Inc.	179		203/348-2121
Alden Electronics	23	14	617/366-8851
Alexander Mfg. Co.	300	215	800/247-1821
Allied Broadcast Systems	61	32	415/571-1711
Alpha Audio	110	307	804/358-3852
Alta Group Inc.	88	271	408/297-2582
Amber Electro Design Inc.	214	102	514/735-4105
Amco Engineering	250	178	800/833-3156
Amek Systems and Controls Ltd.	263	188	818/508-9788
Amperex Corp. (Klystron Div)	188-189	113	401/762-3800
Amperex Electronic Corp.	42-43	22	401/762-3800
Ampex Corp. (AVSD)	66A-H	36	415/367-2911
Ampex Corp. (MTD)	51	26	415/367-2911
Ampex Corp. (MTD)	49	25	415/367-2911
Ampex Corp. (MTD)	47	24	415/367-2911
Ampex Corp. (MTD)	45	23	415/367-2911
Andrew Corp.	255	181	800/255-1479
Anvil Cases, Inc.	248	176	818/575-8614
Aphex Systems Ltd.	132	253	818/765-2212
Arrakis Systems, Inc.	21	13	303/224-2248
Arrakis Systems, Inc.	61	32	303/224-2248
Audio Accesories	204	135	603/446-3335
Audio Precision	325	234	800/231-7350
Audio Services Corp.	200	128	818/980-9891
Audio Technologies Inc.	133	72	215/443-0330
Audio-Technica U.S., Inc.	81	47	216/686-2600
Audio-Video Engineering Co.	276	246	516/546-4239
Audiolab Electronics	176	99	916/485-0500
Auditronics, Inc.	191	116	901/362-1350
Avcom of Virginia Inc.	172	96	804/794-2500
B & B Systems	284	203	805/257-4853
Barco Industries Inc.	219	152	408/370-3721
Basys	52-53	27	800/847-0653
Belar Electronics Laboratory Inc.	168	89	215/687-5550
Belden Wire and Cable	183	107	800/BELDEN4
Benchmark Media Systems	162	84	315/452-0400
BERC	211	143	818/841-3000
Bext Inc.	310	304	619/239-8462
Beyer Dynamic Inc.	163	85	516/935-8000
Bogner Broadcast Equipment Corp.	317	229	516/997-7800
Boonton Electronics Corp.	165	86	201/584-1077
Broadcast Audio Corp.	155	78	916/635-1048
Broadcast Systems Design	82A-B	48	408/554-6040
Broadcast Technology of Colorado	214	103	303/641-5503
Broadcast Video Systems Ltd.	332	125	416/764-1584
Broadcast Video Systems Ltd.	172	95	416/764-1584
Bruel and Kjaer	318	213	617/481-7000
BTS Broadcast Television Systems	203	134	801/972-8000
BTS Broadcast Television Systems	205	137	801/972-8000
BTS Broadcast Television Systems	203	134	801/972-8000
Camera Mart, Inc.	222	154	212/757-6977
Canare Cable, Inc.	228	160	818/840-0993
Canon USA Inc., Broadcast Lens	127	68	516/488-6700
Canon USA Inc., Broadcast Lens	125	66	516/488-6700
Centro Corp.	77	44	619/560-1578
Cetec Vega	229	161	818/442-0782
Christie Electric Corp.	251	179	213/320-0808
Chyron Corp.	65	35	516/249-3018
Cipher Digital, Inc.	80	46	301/695-0200
Circuit Research Labs, Inc.	162	83	800/535-7648
Clear-Com Intercom Systems	73	40	415/861-6666
Comark	41	21	215/822-0777
Comark	100	277	215/822-0777

	Page Number	Reader Service Number	Advertiser Hotline
Comprehensive Video Supply Corp.	218	151	800/526-0242
Compusonics	261	186	415/494-1184
Computer Friends, Inc.	95	56	800/547-3303
Comrex Corp.	312	224	617/443-8811
Conex Electro Systems	310	303	206/734-4323
Connect Systems, Inc.	202	133	213/373-6803
Continental Electronics, Div. of Varian	166	87	214/381-7161
Control Concepts Corp.	154	77	607/724-2484
Cottonwood Communications, Inc.	264A-B	189	800/831-8333
Crosspoint Latch Corp.	344	249	201/688-1510
Current Technology Inc.	256	182	214/238-5300
Cycle Sat	240-241	169	800/622-1865
Datatek, Inc.	129	70	201/654-8100
Di-Tech Inc.	IBC	2	516/667-6300
Dielectric	206-207	138	800/341-9678
DKW Systems Inc.	202	132	403/426-1551
Dorrough Electronics	304	230	818/999-1132
Dorrough Electronics	152	75	818/999-1132
E E V, Inc.	185	109	914/592-6050
E.S.P., Inc.	328	117	818/883-2138
Eastman Kodak Co.	167	88	212/930-7500
Emcor Products	161	82	507/289-3371
Energex Systems	204	136	914/631-1363
ESE	311	223	914/592-6050
Express Tower Co.	333	241	918/479-6484
Faroudja Laboratories Inc.	235	163	408/245-1492
For-A Corp. of America	225	157	213/402-5391
Fostex Corp. of America	297	212	213/921-1112
Fuji Pro Video Tape	220-221	153	800/526-9030
Fujinon Inc.	249	177	914/472-9800
Full Compass Systems	67	237	800/356-5844
Gentner	316	228	801/268-1117
Gentner	30	17	801/268-1117
Graham-Patten Systems Inc.	270	193	800/547-2489
Grass Valley Group, Inc.	IFC	1	916/273-8421
Grass Valley Group, Inc.	294	209	916/273-8421
Grass Valley Group, Inc.	9	7	916/273-8421
Grass Valley Group, Inc.	157	79	916/273-8421
Gray Engineering Laboratories	97	272	912/883-2121
Gray Engineering Laboratories	182	105	912/883-2121
Harris Corp.	58-59	30	800/442-7747
Harris Corp.	257	183	800/442-7747
Hedco	108	187	916/273-9524
Hitachi Denshi America Ltd.	3	4	800/645-7510
HM Electronics	177	101	619/578-8300
Hotronic, Inc.	224	156	408/292-1176
Hubbard Communications, Inc.	187	112	813/577-7759
IGM Communications	120	63	800/628-2828
Ikegami Electronics Inc.	252-253	180	201/368-9171
Inovonics, Inc.	176	100	408/458-0552
Intergroup Video Systems, Inc.	234	162	800/874-7590
JamPro Antennas Inc.	92	53	916/383-1177
JBL Professional	5	5	818/893-8411
Jensen Transformers Inc.	60	31	213/876-0059
JVC Company of America	19	12	800/582-5825
JVC Company of America	28-29	16	800/582-5825
K&H Products Ltd.	212	145	802/442-8171
Lamp Technology Inc.	266	190	516/454-6464
Lea Dynatech Inc.	329	239	213/944-0916
Leader Instruments Corp.	93	300,301	800/645-5104
Lectrosonics, Inc.	290	207	800/821-1121
Leitch Video of America, Inc.	85	49	804/424-7290
Lenco Electronics	71	38	314/243-3147
Lerro Corp.	281	201	215/223-8200
Lexicon Inc.	192	55	617/891-6790
Listec Video Corp.	294	210	516/273-3020
LNR Communications, Inc.	209	290	516/273-7111
Lowell-Light Mfg., Inc.	184	108	212/947-0950
LPB Inc.	170	93	215/644-1123
MCG Electronics, Inc.	295	211	516/586-5125
M M M	223	155	800/328-1684
M M M Broadcast & Related Products	90-91	52	800/328-1684

	Page Number	Reader Service Number	Advertiser Hotline
M/A-Com MAC Inc.	305	219	617/272-3100
Magna-Tech Electronics Co., Inc.	213	227	212/586-7240
Magni Systems, Inc.	121	64	503/626-8400
Marconi Communication Systems Ltd.	109	275	800/233-2955
Marconi Instruments	328A-B	283	800/233-2955
Mark Antennas Div.	300	216	312/298-9420
Maxell Corp. of America	MAP		201/641-8600
Maxell Corp. of America	149	73	201/641-8600
McCurdy Radio Industries	231	256	416/751-6262
MCL, Inc.	128	69	312/759-9500
Microdyne Corp.	277	198	904/687-4633
Micron Audio Products Ltd.	118	60	914/761-6520
Microtime, Inc.	243	171	800/243-1570
Midwest Communications Corp.	101	278	800/543-1584
Midwest Communications Corp.	1	3	800/543-1584
Midwest Communications Corp.	103	279	800/543-1584
Mikrolab	310	166	213/306-0120
Miller Fluid Heads	116	58	818/841-6262
Moseley Associates Inc.	13	9	806/968-9621
Multidyne Electronics Inc.	328	118	800/535-3050
Nalpak Video Sales, Inc.	210	141	619/258-1200
Narda Microwave	299	214	516/231-1700
National Public Radio	237	266	202/822-2626
Nautel	326	235	902/823-2233
NEC Corp.	327	232	800/323-6656
Neve, Inc.	131	252	203/744-6230
Nortronics Co., Inc.	274	196	800/328-5640
Nova Systems, Inc.	331	240	203/693-0238
Odetics, Inc.	171	94	800/243-2001
Omega International	180-181	104	714/553-0564
Omicron Video	230	114	818/700-0742
Opamp Labs Inc.	310	119	213/934-3566
Opamp Labs Inc.	254	270	213/934-3566
Orban Associates Inc.	7	6	800/227-4498
Orban Associates Inc.	17	11	800/227-4498
Otari Corp.	307	220	415/592-8311
Otari Corp.	15	10	415/592-8311
Paco Electronics	278	199	213/747-6540
PAG/Frezzi	151	225	201/427-1160
Paladin Corp.	120	62	805/499-0318
Paltex Inc.	78-79	45	714/838-8833
Panasonic AVSG	68-69	37	201/348-7336
Panasonic Broadcast Systems Co.	MAP		201/348-7336
Panasonic Broadcast Systems Co.	272-273	195	201/348-7336
Panasonic Broadcast Systems Co.	291		201/348-7336
Panasonic Broadcast Systems Co.	293	208	201/348-7336
Patch Bay Designation Co.	208	140	818/241-5585
Penny & Giles Inc.	335	242	213/393-0014
Penny & Giles Inc.	336	243	213/393-0014
Periphex Inc.	238	167	800/634-8132
Perrott Engineering	332	124	702/532-0700
Pesa Electronica S.A.	239	168	800/872-7372
Pinnacle Systems, Inc.	114A-D	57	408/970-9787
Polyline Corp.	110	280	312/297-0955
Potomac Instruments	244	172	301/589-2662
Pro Sound Corp.	200	128	818/980-9891
QEI	99	273	800/334-9154
Quanta Corp.	32	245	801/974-0992
Quantel Ltd.	198	255	415/856-6226
Quickset International, Inc.	230	115	800/247-6563
R.E. Instruments	182	106	216/871-7617
R-Columbia Products, Inc.	186	110	312/432-7915
Radio Systems	148	282	215/356-4700
Ramsa/Panasonic	227	159	714/895-7277
Rank Cintel Inc.	193	122	312/426-2450
Rank Cintel Inc.	314	226	312/426-2450
ROH	210	142	800/262-4671
Rohde & Schwarz Sales Co. (USA) Inc.	315	74	301/459-8800
Ross Video Ltd.	303	218	613/652-4886
RTS Systems, Inc.	64	34	818/843-7022
RTS Systems, Inc.	62	33	818/843-7022

	Page Number	Reader Service Number	Advertiser Hotline
Rupert Neve, Inc.	131	252	203/744-6230
Sachtler Corp. of America	111	276	516/867-4900
Schneider Corporation	55	28	714/631-7430
Sennheiser Electronic Corp.	327	236	203/434-9190
Sescom, Inc.	328	120	800/634-3457
Shallco, Inc.	108	265	919/934-3135
Shively Labs	337	285	207/747-3327
Shure Brothers Inc.	33	250	312/866-2553
Sigma Electronics Inc.	226	158	717/569-2681
Solid State Logic Ltd.	34	251	212/315-1111
Sony Corp. of America	126	67	800/662SONY
Sony Corp. of America	288-289	206	800/662SONY
Sony Corp. of America	174-175	98	800/662SONY
Sony Corp. of America	173		800/662SONY
Sony Corp. of America	24-25	15	800/662SONY
Sony Corp. of America	86-87	50	800/662SONY
Sony/Pro Mavica	271	194	800/222-0878
Sound Technology	197	254	408/378-6540
Spectrum Communications	276	247	215/631-1710
Stainless, Inc.	260	185	717/569-2681
Standard Communications	153	76	800/243-1357
Standard Tape Laboratory, Inc.	328	121	415/786-3546
Stantel Inc.	215	148	800/624-6491
Stanton Magnetics	130	71	212/445-0063
Stantron/Unit of Zero Corp.	236	164	800/821-0019
Studer Revox America Inc.	11	8	615/254-5651
Studer Revox America Inc.	262	284	615/254-5651
Surcom Associates Inc.	168	90	619/722-6162
Switchcraft Inc.	89	51	312/792-2700
Tascam Div. TEAC Corp. of America	232	257	213/726-0303
Tascam Div. TEAC Corp. of America	74	41	213/726-0303
Tascam Div. Teac Corp. of America	72	39	213/726-0303
Tektronix Inc.	106-107	274	800/452-1877
Tektronix Inc.	105		800/452-1877
Telemet	102	43	516/436-7260
Telemetrics Inc.	38	19	201/427-0347
Television Equipment Associates, Inc.	332	126	914/763-8893
Television Technology Corp.	75	42	303/465-4141
Telex Communications, Inc.	308	221	612/887-5550
Tennaplex Systems Ltd.	212	144	301/561-1999
Tentel	208	139	800/538-6894
Tex Ar.	275	197	412/856-4276
TFT, Inc.	287	205	408/727-7272
Thermodyne International Ltd.	246	174	213/603-1976
Thomson Video Equipment	195	123	203/324-1320
Thomson-CSF/DTE	279	200	203/324-1320
Thomson-CSF/LGT	245	173	203/324-1320
Time Service Systems, Inc.	200	127	416/764-7720
TMD, a Will-Burt Co.	160	81	216/682-7015
Topaz, Inc.	247	175	619/279-0831
Toshiba Corp.	269	192	
Total Spectrum Manufacturing, Inc.	31	18	914/268-0100
Townsend Broadcast Systems	213	146	800/531-5232
United Ropeworks (U.S.A.) Inc.	216	149	215/368-6611
United Video	186	111	800/331-4806
Utah Scientific Inc.	158-159	80	800/453-8782
Varian	122-123	65	415/592-1221
Varian	39	20	415/592-1221
Varian	169	91	415/592-1221
Varian VCT Ltd.	217	150	415/592-1221
Vid Video	190	147	800/826-2035
Video Accessory Corp.	338	248	303/443-4950
Video Int'l Development Corp.	319	231	516/842-1815
Videotek, Inc.	119	61	602/997-7523
Videotek, Inc.	117	59	602/997-7523
Vinten, W. Ltd.	282-283	202	818/767-0306
Ward-Beck Systems Ltd.	BC		416/438-6550
Weather Connect	MAP		312/527-0411
Winsted Corp.	67	238	800/447-2257
Winsted Corp.	56	29	800/447-2257
Yamaha International Corp.	258-259	184	

6129 HERE AT LAST

THE SWITCHER EVERYONE HAS BEEN WAITING FOR



A CLASS BY ITSELF

STANDARD FEATURES

TWO MIX EFFECTS SYSTEMS
FOUR LEVELS OF KEYS OVER BACKGROUND
400 EVENT MEMORY
32 PATTERN GENERATOR
TWO PROGRAMMABLE FADER ARMS
RGB CHROMA KEYER
THREE COLORIZERS
FIVE FRAME ACCURATE TRANSITIONS
LINEAR KEYS
THREE COLORIZERS

OPTIONS

SECOND CHROMA KEYER
SECOND DSK WITH OUTLINE
AND DROP SHADOW
16 INPUTS WITH SHIFT KEY
SECOND 32 PATTERN GENERATOR
SERIAL OR PARALLEL EDITOR INTERFACE
NEXT EVENT PREVIEW

ACCESSORIES

STEREO AUDIO FOLLOW MIXER

Price \$10,995.

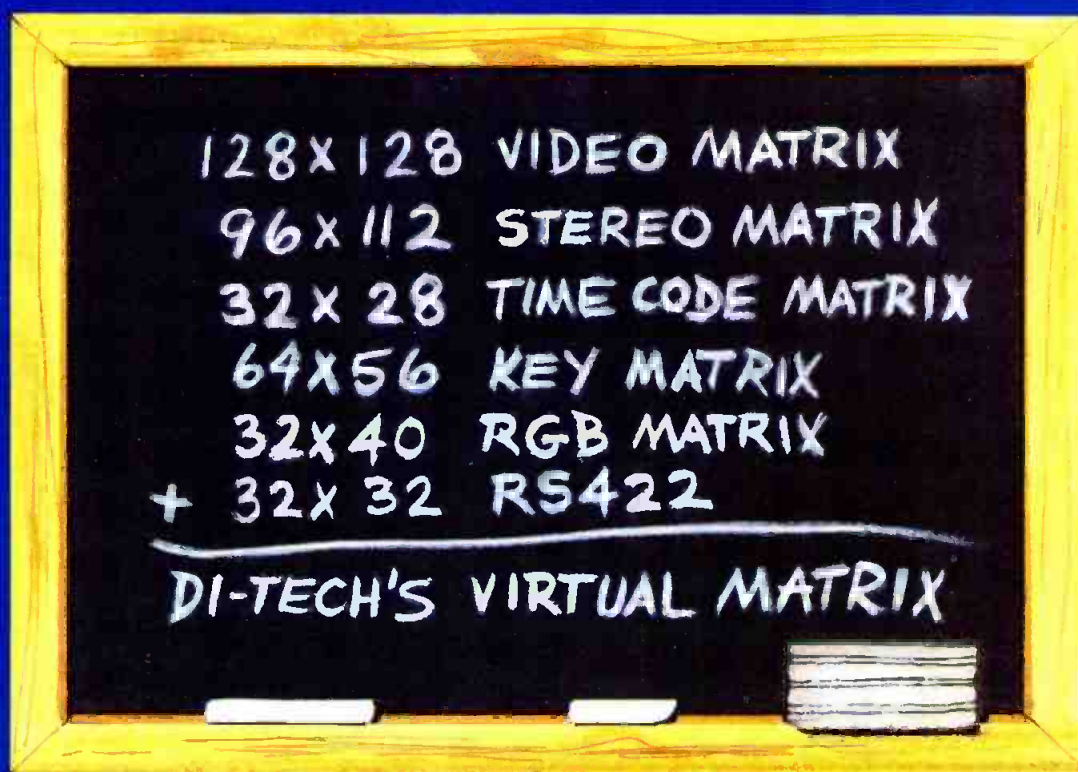
See Us at NAB Booth #2374

95 PROGRESS STREET • UNION, N.J. 07083 USA
Country Code 1 • (201) 688-1510 • Telex 132850 • FAX (201) 688-8094
FINANCING AVAILABLE (SUBJECT TO CREDIT APPROVAL)

CROSSPOINT LATCH CORP.


Circle (249) on Reply Card

It all adds up.




The Solution to Real World Routing Problems

Today's teleproduction techniques impose new demands on routing switcher systems. Component/RGB and key video



Model 5861
64 x 32 Video Switcher



Model 5862
64 x 32 Audio Switcher

signals are more widely used than ever. Flexible interformat editing suites may require RS422 switching systems to allocate tape machines and their time code data. Planning for growth *now* means thinking in terms of many *differently* sized routers.

Di-Tech's *virtual matrix* control system, Model 9002, allows you to name over 500 input and output devices and *automatically* select the crosspoints on up to 8 *separate* routing frames as easily as on one big system. Since our high performance routing switchers are *field expandable*, you never need to over-buy to allow for growth.

Prepare for tomorrow with the company that can do it all today... Di-Tech.



di-tech inc.

Circle (2) on Reply Card

See Us at NAB Booth #2180

48 Jefryn Boulevard, Deer Park, New York 11729
 (516) 667-6300, Telex No. 971806, FAX (516) 595-1012

**WBS
MicroCOM II
Communications System**

- 1....Create or Edit a Matrix Index file.
- 2....Create or Edit a Terminal Assignment file..
- 3....Create or Edit a Terminal Group file.
- 4....
- 5....Create or Edit a Block file.
- 6....Create or Edit an IPA file.
- 7....System Utilities.
- 8....Transfer files to system.
- 9....Read files from system.
- 0....Help documentation

To select, enter the number of the desired item from the list and press ENTER.



MicroCOM II ... Clearly the industry's most advanced Communications System ...

With its superior design and advanced PC based software, MicroCOM II moves communications technology a whole generation forward, outperforming all the rest by a significant margin.

While some of its qualities are readily apparent, the full scope of its capabilities are best appreciated in actual operation . . .

- * Dot matrix alpha-numeric multi-colored readouts identify functions
- * All keys are programmable from both the PC and the terminals
- * Unique tactile switches enhance simple rapid operation
- * Reconfiguring does not interrupt system communications
- * Menu-driven program is simple to operate
- * On-line system operation is totally independent of the computer
- * Ultra high speed microcontrollers provide faster response
- * Matrix is expandable to 960 x 960 and beyond
- * Self-initializing system operates without power backups

But this is just the tip of the iceberg . . . talk to us . . . we'll be glad to reveal the additional power of features still beneath the surface!



Ward-Beck Systems Ltd., 841 Progress Avenue, Scarborough, Ontario, Canada M1H 2X4.
Tel: (416) 438-6550. Fax: (416) 438-3865. Tlx: 065-25399.